

**DATE:** February 4, 2015

**TO:** Rod McGinnis, Principal

**SUBJECT:** Creekside ES - IAQ - Initial Contact report - Room C-112

This is a follow up to our phone conversation yesterday 2/3. You told me about an IAQ issue with the teacher in Room C-112. This morning 2/4, I inspected the room, didn't see any water intrusions or any other issues for mold. I have made a P.O. request to have the room Air Tested. Apex Titan should be able to Test on Friday afternoon. We should have the results back by Tuesday 2/10. If you have any questions, please contact me.

Thanks,  
Paul

Paul Siddall  
Maintenance Energy Auditor (IAQ)  
Facility Services  
Lewisville ISD  
469-446-8882

**DATE:** February 26, 2015

**TO:** Rod McGinnis, Principal

**SUBJECT:** Creekside ES - IAQ - Results report - Room C-112

On Friday 2/20, Apex-Titan Air tested Room C-112. It is typically assumed that indoor spore levels in an area with filtered or air conditioned air, and activity levels associated with schools average 10% to 40% of the outdoor levels. Data from the airborne fungi sampling indicated that the total indoor concentration of mold/fungi in Room C-112, was **25.0%** of the outdoor levels. Utilizing this theory, the indoor concentrations are within the acceptable guidelines for areas with filtered air or air conditioning. If you have any questions, please call me.

Thanks,  
Paul

Paul Siddall  
Maintenance Energy Auditor (IAQ)  
Facility Services  
Lewisville ISD  
469-446-8882



February 25, 2015

Lewisville Independent School District  
340 Lake Haven  
Lewisville, Texas 75057  
Attn: Mr. Paul Siddall

Re: Limited Mold Assessment Services  
Creskide Elementary School  
Room C-112  
901 Valley View  
Lewisville, Texas  
LISD PO No. 91521111-00  
Apex Project No. 7250115041

### **Introduction**

Apex TITAN, Inc., a subsidiary of Apex Companies, LLC (APEX) conducted limited mold assessment activities for the Lewisville Independent School District (Lewisville I.S.D.) within Creskide Elementary School located at 901 Valley View in Lewisville, Texas (hereinafter referred to as the "Site"). The investigation was limited to areas of the Site identified by Lewisville I.S.D. as described below. The assessment was performed by Mr. Clinton S. Jech, a State of Texas licensed Mold Assessment Technician (Lic. No. MAT1075) on February 20, 2015. Apex's mold services definitions and limitations are included as an attachment to this report.

### **Investigation Areas**

Lewisville I.S.D. identified the following physical portions of the Site as the target investigation areas ("Investigation Areas") for mold assessment: readily accessible areas within room C-112. Apex's mold assessment services were limited to the Investigation Area(s) identified by Lewisville, I.S.D. Additional areas or portions of the Site were out-of-scope and not included in Apex's mold assessment or this report at this time.

### **Scope of Work**

As set forth in Apex's Mold Assessment Proposal (No. P01151063) dated February 9, 2015. Apex's scope-of-work was to provide visual and/or analytical mold assessment and related services in the Investigation Areas which included:

Visual Reconnaissance: Apex performed a visual reconnaissance of the Investigation Areas for visible indications of moisture intrusion (as indicated by staining or visible moisture) and/or suspect mold growth. Apex's visual reconnaissance only included readily accessible or visible portions of the Investigation Areas.

Suspect Mold Growth Sampling and Analysis: Apex collected limited ambient air samples for nonviable mold spores utilizing Air-O-Cell cassettes. "Air-O-Cell" refers to slit impaction air sampling cassettes manufactured by Zefon Analytical Accessories, St. Petersburg, Florida.

### **Site Reconnaissance Observations/Findings and Recommendations**

Apex' Mold Assessment Site reconnaissance was performed on February 20, 2015 by Mr. Clinton S. Jech. Apex's visual reconnaissance of the Investigation areas revealed the following:

### **Temperature and Relative Humidity**

Temperature readings collected inside the room was reported as 68.5 degrees Fahrenheit while relative humidity was reported as 51.0 percent. Temperature readings collected outside the building ranged from 68.0 to 68.3 degrees Fahrenheit while outside relative humidity ranged from 57.6 to 58.1 percent.

Relative humidity is a measure of the moisture content of air and is closely tied to the comfort of the office/workplace temperature. As with temperature, there are no regulations governing acceptable office/workplace humidity ranges. Humidity levels in the office/workplace are not only related to health effects, but also have operational impacts on modern office equipment.

Workplace/office temperatures have historically been considered a subjective factor because the perception of uncomfortable temperature levels is specific to each individual. There are no regulations governing acceptable office/workplace temperature ranges, but significant research has been conducted which indicates that there are temperature ranges that are not only comfortable but also result in optimum performance. ASHRAE (American Society of Heating, Refrigerating & Air Conditioning Engineers) has published guidelines describing thermal environmental conditions that at least 80% of the persons who occupy that environment will find acceptable or “comfortable.” Table I below explains the applicable limits and guidelines.

Table I Acceptable Ranges Of Temperature And Humidity		
Relative Humidity	Winter Temperatures	Summer Temperatures
30%	68.5 to 76°F	74 to 80°F
40%	68.5 to 75.5°F	73 to 79.5°F
50%	68.5 to 74.5°F	73 to 79°F
60%	68 to 74°F	72.5 to 78°F

Apex utilized a Protimeter Moisture Measurement System (MMS) instrument (Model No. BLD2000) to measure and diagnose dampness in the drywall within random areas. The MMS is a battery powered handheld unit that is equipped with hydrostick probes to measure moisture content in wood, drywall and other and non-conductive materials. The device measures electrical conductivity of building materials and compares the conductivity readings to an internal, electronic standard reading for normal or “dry” materials.

Moisture content readings were obtained by pushing the moisture probe pins into surfaces. The measured values were then displayed on a colored scale depicting if the materials measured were normal (dry), higher than normal but not critical (at risk) or contained excessive moisture levels (wet). Based on the manufacturer’s guidelines, the instrument measurement values are described below:

< 5%	Out of Range
> 5% but < 16%	Normal
> 17% but < 20%	Higher than Normal but Not Critical
> 20%	Excessive Moisture Levels

Moisture meter readings taken from the walls within the room ranged from 8 to 13% which is considered normal by the manufacturer.

### **Air Monitoring Results**

Apex collected one (1) sample from the interior of the investigation area and two (2) samples from the exterior of the building. The microbial samples were analyzed by Steve Moody Micro Services, Inc. (SMMS) in Farmers Branch, Texas; SMMS is a State of Texas licensed mold analysis laboratory and accredited under the AIHA Laboratory Quality Assurance Program for Environmental Microbiology.

Air testing performed using spore traps indicated that total airborne mold spores in the classroom were lower as compared to those measured outside of the building at the time the sampling was performed. The total fungal spore concentration within the investigation area was reported as 446 counts/m<sup>3</sup>, while the exterior levels ranged from 1,733 to 1,786 counts/m<sup>3</sup>.

The American Conference of Governmental Industrial Hygienists (ACGIH) sets forth assessment criteria related to the "indoor/outdoor" relationship where the indoor air quality should be at or below that of outdoor air quality with regard to fungal spores (see ACGIH Bioaerosols, Assessment and Controls publication, 1999).

### **Suspect Mold**

No visible mold was observed during the assessment. No odors or excessive dust were noted.

### **Conclusions and Recommendations**

Based on Apex's limited assessment and the analytical results collected, it appears that the indoor air quality, as it relates to airborne fungi was within recommended guidelines on the day of the assessment.

If you have any questions regarding this report or if we can assist you with any other matter, please contact the undersigned at (214) 350-5469.

Sincerely,  
**Apex TITAN, Inc.**



Darren G. Bowden  
Senior Program Manager  
Texas Mold Assessment Consultant  
Lic. No. MAC0321

Attachments: Analytical Results/Chain of Custody, Mold Services Definitions & Limitations

**ATTACHMENT 1**

Analytical Results/Chain of Custody



# IAQ Mold Report

## Summary

DSHS License No.: LAB0117

2051 Valley View Lane

AIHA EMPAT ID: 102577

Farmers Branch, TX 75234 Phone: (972) 241-8460

**Client :** Apex TITAN, Inc. - Dallas, TX

**Lab Job No.** 15F-02040

**Project :** Creekside ES Room C-112

**Report Date** 02/24/2015 12:53 PM

**Project # :** 7250115014.001

**Sample Date :** 02/20/2015

**Sample Type:** Spore Trap, Non-cultured

**Spore Trap Type:** Zefon - Air-O-Cell

**Test Method:** Mold: ASTM D7391-09 - Standard Profile

Page 1 of 2

On 2/20/2015, three (3) samples were submitted by Clint Jech of Apex TITAN, Inc. - Dallas, TX (located at 2351 W. NW Highway #3321, Dallas, TX 75220) for Spore Trap, Non-cultured mold analysis. This report consists of three sections; a summary section, a data detail section, and an analytical notes section.

Sample Number	Volume (liters)	Sample Description	Identification	Concentration spores/cubic meter
1	75	Exterior, Southeast	Basidiospores Hyphal / Spore Fragments Cladosporium Alternaria Aspergillus / Penicillium Myxomycete / Periconia / Rust / Smut Ascospores Curvularia  <div style="text-align: right;">Total:</div>	507 29% 360 21% 280 16% 187 11% 173 10% 160 9% 53 3% 13 <1%  1733 100%
2	75	Exterior, Southwest	Basidiospores Cladosporium Aspergillus / Penicillium Hyphal / Spore Fragments Myxomycete / Periconia / Rust / Smut Ascospores Alternaria  <div style="text-align: right;">Total:</div>	693 39% 333 19% 307 17% 213 12% 160 9% 53 3% 27 2%  1786 100%
3	150	Room C-112 * See Analytical Notes report for further details	Basidiospores Hyphal / Spore Fragments Aspergillus / Penicillium Cladosporium Alternaria Myxomycete / Periconia / Rust / Smut Curvularia  <div style="text-align: right;">Total:</div>	193 43% 73 16% 67 15% 47 11% 33 7% 20 4% 13 3%  446 100%



# IAQ Mold Report

## Summary

DSHS License No.: LAB0117

AIHA EMPAT ID: 102577

2051 Valley View Lane  
Farmers Branch, TX 75234 Phone: (972) 241-8460

**Client :** Apex TITAN, Inc. - Dallas, TX

**Lab Job No.** 15F-02040

**Project :** Creekside ES Room C-112

**Report Date** 02/24/2015 12:53 PM

**Project # :** 7250115014.001

**Sample Date :** 02/20/2015

**Sample Type:** Spore Trap, Non-cultured

**Spore Trap Type:** Zefon - Air-O-Cell

**Test Method:** Mold: ASTM D7391-09 - Standard Profile

Page 2 of 2

On 2/20/2015, three (3) samples were submitted by Clint Jech of Apex TITAN, Inc. - Dallas, TX (located at 2351 W. NW Highway #3321, Dallas, TX 75220) for Spore Trap, Non-cultured mold analysis. This report consists of three sections; a summary section, a data detail section, and an analytical notes section.


Sample Number	Volume (liters)	Sample Description	Identification	Concentration spores/cubic meter

Results may not be reported except in full. Data contained in this test report relates only to the samples tested. This report does not express or imply interpretation of the results contained herein. Interpretation should be made by a qualified professional.

Steve Moody Micro Services assumes no responsibility for the manner in which these samples were collected or handled prior to being received at this laboratory. SMMS assumes no responsibility for the qualifications of personnel performing sampling and/or interpretations of this data.

Analyst(s): Rob Greene

Lab Manager : Heather Lopez

Approved Signatory : 

Lab Director : Bruce Crabb

Approved Signatory : 

Thank you for choosing Moody Labs





# IAQ Mold Report

## Data Detail

DSHS License No.: LAB0117

AIHA EMPAT ID: 102577

2051 Valley View Lane  
Farmers Branch, TX 75234 Phone: (972) 241-8460

**Client :** Apex TITAN, Inc. - Dallas, TX

**Lab Job No. :** 15F-02040

**Project :** Creekside ES Room C-112

**Report Date :** 02/24/2015 12:53 PM

**Project # :** 7250115014.001

**Sample Date :** 02/20/2015

**Sample Type:** Spore Trap, Non-cultured

**Spore Trap Type:** Zefon - Air-O-Cell

**Test Method:** Mold: ASTM D7391-09 - Standard Profile

Page 1 of 1

This report consists of three sections; a summary section, a data detail section, and an analytical notes section. Results may not be reported except in full.

Sample ID:	1				2				3			
Location:	Exterior, Southeast				Exterior, Southwest				Room C-112			
Media Expires On:	Oct 2015				Oct 2015				Oct 2015			
Notes Included:												
Volume:	75				75				150			
	raw ct.	MDL	spores/m <sup>3</sup>		raw ct.	MDL	spores/m <sup>3</sup>		raw ct.	MDL	spores/m <sup>3</sup>	
Alternaria	14	13.33	187	11%	2	13.33	27	2%	5	6.67	33	7%
Ascospores	4	13.33	53	3%	4	13.33	53	3%				
Aspergillus / Penicillium	13	13.33	173	10%	23	13.33	307	17%	10	6.67	67	15%
Basidiospores	38	13.33	507	29%	52	13.33	693	39%	29	6.67	193	43%
Chaetomium												
Cladosporium	21	13.33	280	16%	25	13.33	333	19%	7	6.67	47	11%
Curvularia	1	13.33	13	<1%					2	6.67	13	3%
Hyphal / Spore Fragments	27	13.33	360	21%	16	13.33	213	12%	11	6.67	73	16%
Memnoniella												
Myxomycete / Periconia / Rust / Smut	12	13.33	160	9%	12	13.33	160	9%	3	6.67	20	4%
Stachybotrys												
<b>TOTALS</b>	130		1733	100%	134		1786	100%	67		446	100%
Analyst	Rob Greene				Rob Greene				Rob Greene			
Analysis Date	2/24/2015				2/24/2015				2/24/2015			
Debris Rating	3				3				5			
Debris Composition												
Fibers	1/5				1/5				3/5			
Inorganic/Other	4/5				4/5				4/5			
Insect Parts	0/5				0/5				1/5			
Pollen	3/5				2/5				0/5			
Skin/Dander	0/5				0/5				5/5			

**This Page Left Intentionally Blank**



# IAQ Mold Report

## Analytical Notes

DSHS License No.: LAB0117

AIHA EMPAT ID: 102577

2051 Valley View Lane

Farmers Branch, TX 75234 Phone: (972) 241-8460

**Client :** Apex TITAN, Inc. - Dallas, TX

**Lab Job No. :** 15F-02040

**Project :** Creekside ES Room C-112

**Report Date :** 02/24/2015 12:53 PM

**Project # :** 7250115014.001

**Sample Date :** 02/20/2015

**Sample Type:** Spore Trap, Non-cultured

**Spore Trap Type:** Zefon - Air-O-Cell

**Test Method:** Mold: ASTM D7391-09 - Standard Profile

Page 1 of 2

This report consists of three sections; a summary section, a data detail section, and an analytical notes section. Results may not be reported except in full.

### Samples Analyzed

Sample No 3 : Room C-112

Notes: 35% Occluded.

### Field Blanks

No discernable field blanks were submitted with this set of samples.

**NOTE: All remaining samples suitable for analysis.**

### Methods

Method: ASTM D7391-09: Categorization and Quantification of Airborne Fungal Structures in an Inertial Impaction Sample by Optical Microscopy.

Calculation: Spores/cubic meter = (Raw spore count)\*(MDL)

Note: MDL (Minimum Detection Limit) is calculated based upon 1 raw spore count.

Steve Moody Micro Services recommends two significant figures for calculated values based on ASTM D7391-09.

This report must not be used by the customer to claim product certification, approval, or endorsement by AIHA, ISO, or any agency of the Federal Government.

### Debris Rating Key

0 - No debris detected.

1 - Trace debris.

2 - Light debris.

3 - Moderate debris.

4 - Substantial debris.

5 - Extensive debris.

6 - Field blank.

10 - Hold Sample

NOTE: Debris defined as skin, fibers, pollen grains, insect parts, and/or other non-fungal particles.



# IAQ Mold Report

## Analytical Notes

DSHS License No.: LAB0117

AIHA EMPAT ID: 102577

2051 Valley View Lane

Farmers Branch, TX 75234 Phone: (972) 241-8460

**Client :** Apex TITAN, Inc. - Dallas, TX

**Lab Job No. :** 15F-02040

**Project :** Creekside ES Room C-112

**Report Date :** 02/24/2015 12:53 PM

**Project # :** 7250115014.001

**Sample Date :** 02/20/2015

**Sample Type:** Spore Trap, Non-cultured

**Spore Trap Type:** Zefon - Air-O-Cell

**Test Method:** Mold: ASTM D7391-09 - Standard Profile

Page 2 of 2

This report consists of three sections; a summary section, a data detail section, and an analytical notes section. Results may not be reported except in full.



LAB # 102577



# IAQ Mold Report

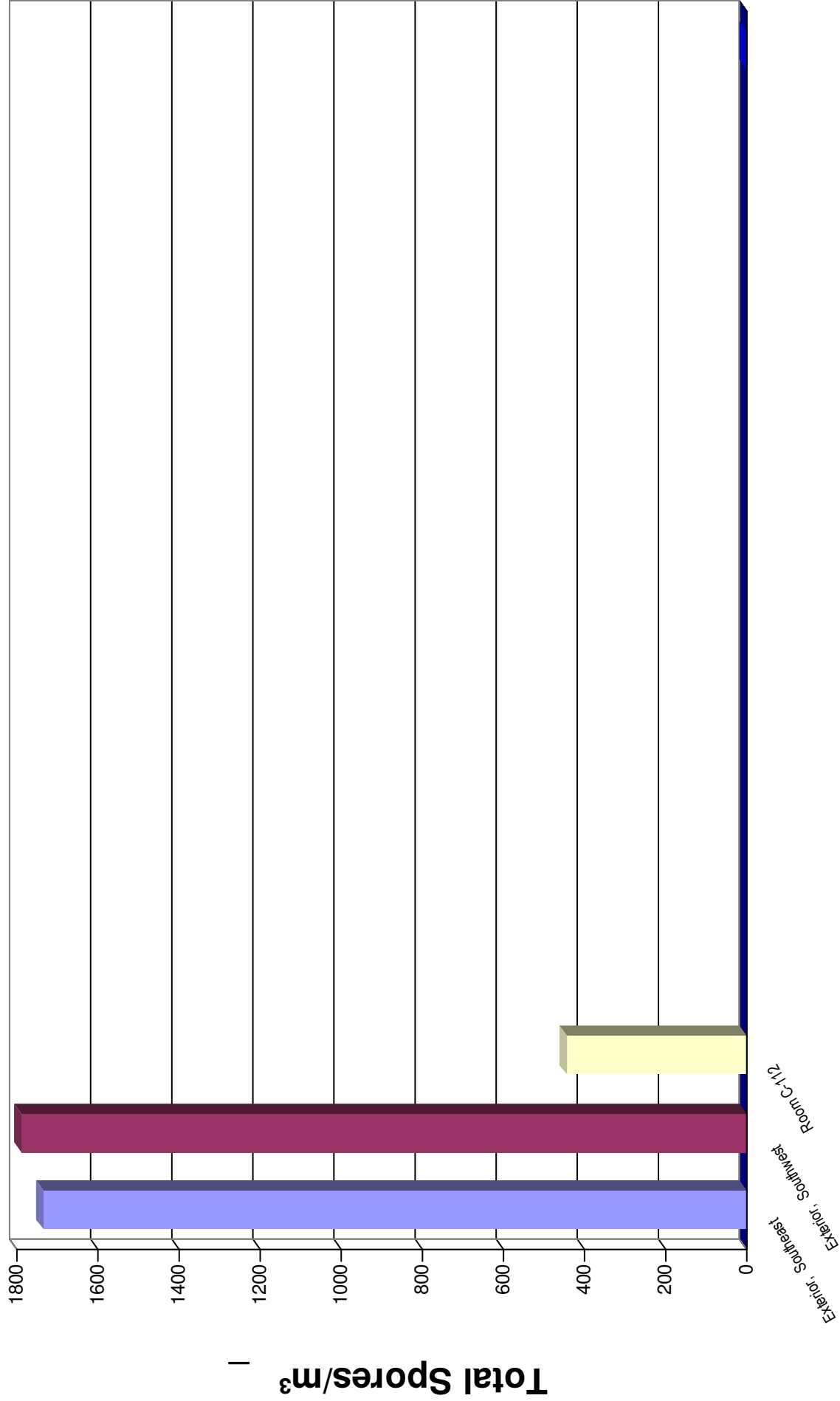
## Supplemental Overview

DSHS License No.: LAB0117  
AIHA EMPAT ID: 102577

*Moody Labs*  
2051 Valley View Lane  
Farmers Branch, TX 75234 Phone: (972) 241-8460

**Client :** Apex TITAN, Inc. - Dallas, TX  
**Project :** Creekside ES Room C-112  
**Project # :** 7250115014.001

**Lab Job No.** 15F-02040  
**Report Date** 02/24/2015 12:53 PM  
**Sample Date :** 02/20/2015



Moody Labs  
 2051 Valley View Lane  
 Farmers Branch, TX 75234 Phone: (972) 241-8460

# IAQ Mold Report

## Supplemental Overview

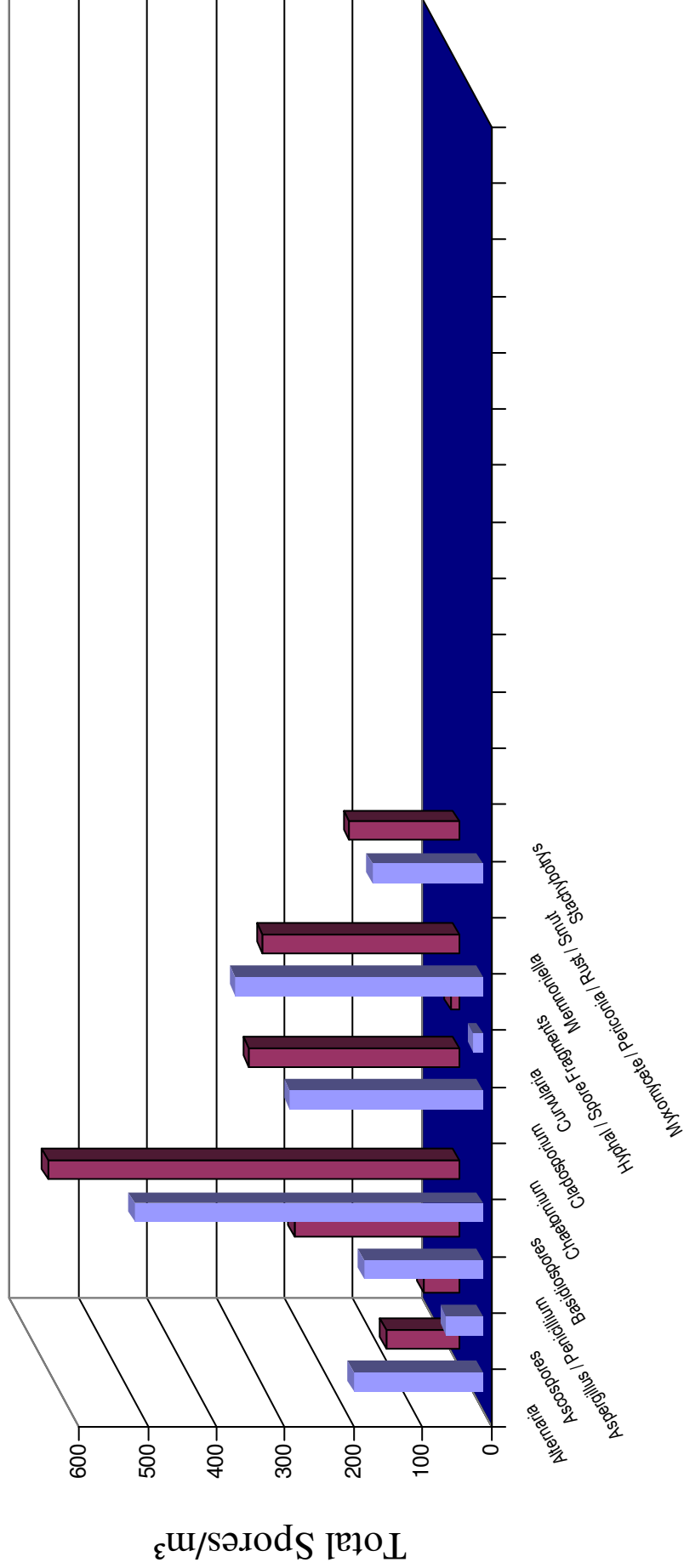
DSHS License No.: LAB0117  
 AIHA EMPAT ID: 102577

**Client :** Apex TITAN, Inc. - Dallas, TX  
**Project :** Creekside ES Room C-112  
**Project # :** 7250115014.001

**Lab Job No.** 15F-02040  
**Report Date** 02/24/2015 12:53 PM  
**Sample Date :** 02/20/2015

Exterior, Southeast

■ Sample ■ Average Reference 1 □ Average Reference 2



Average Reference 1 = Exterior, Southeast, Exterior, Southwest

Moody Labs  
 2051 Valley View Lane  
 Farmers Branch, TX 75234 Phone: (972) 241-8460

# IAQ Mold Report

## Supplemental Overview

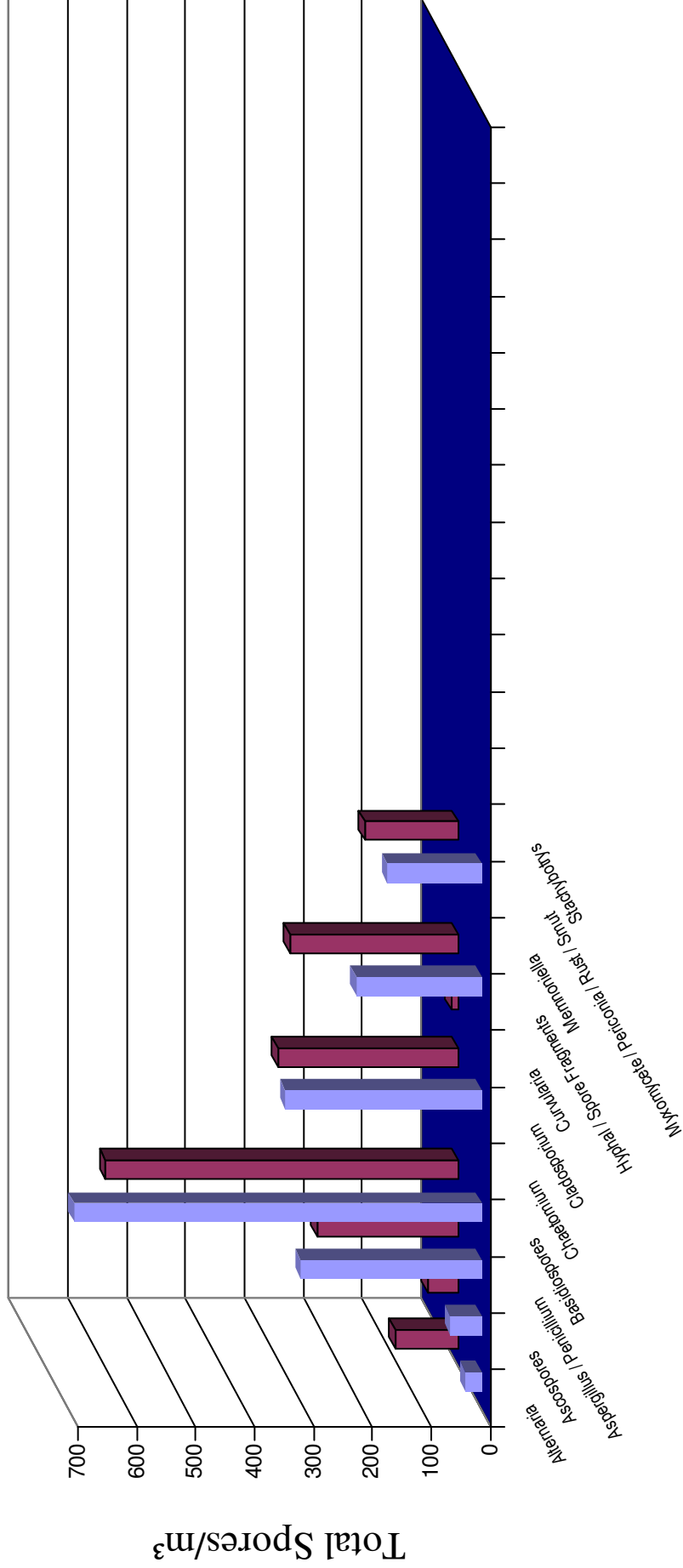
DSHS License No.: LAB0117  
 AIHA EMPAT ID: 102577

**Client :** Apex TITAN, Inc. - Dallas, TX  
**Project :** Creekside ES Room C-112  
**Project # :** 7250115014.001

**Lab Job No.** 15F-02040  
**Report Date** 02/24/2015 12:53 PM  
**Sample Date :** 02/20/2015

Exterior, Southwest

■ Sample ■ Average Reference 1 □ Average Reference 2



Average Reference 1 = Exterior, Southeast, Exterior, Southwest

# IAQ Mold Report

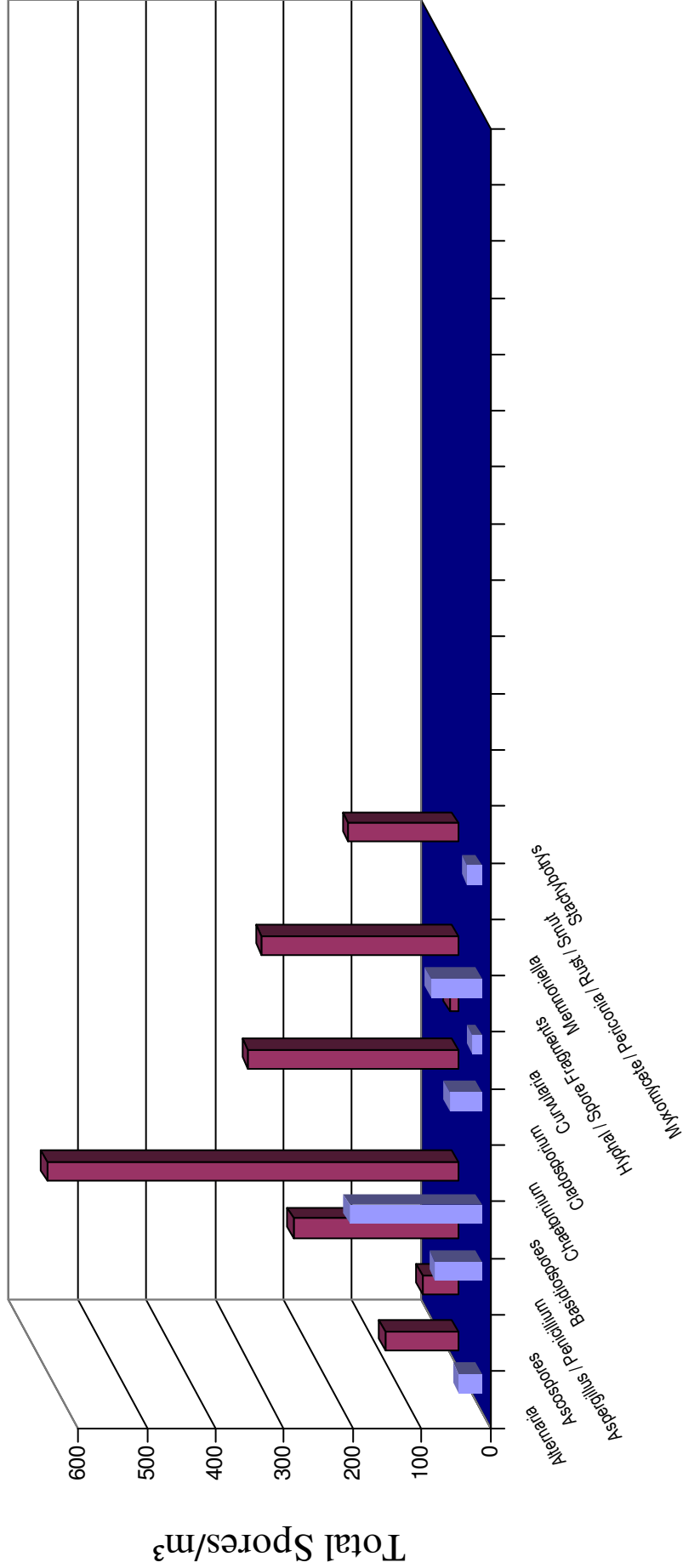
## Supplemental Overview

DSHS License No.: LAB0117  
 AIHA EMPAT ID: 102577

**Client :** Apex TITAN, Inc. - Dallas, TX  
**Project :** Creekside ES Room C-112  
**Project # :** 7250115014.001

Room C-112

Lab Job No. 15F-02040  
 Report Date 02/24/2015 12:53 PM  
 Sample Date : 02/20/2015



Average Reference 1 = Exterior, Southeast, Exterior, Southwest





Chain of Custody

Lab Job # SF-02040 ACC:3
Lab Job #
Lab Job #

\*Please call in advance for immediate, after-hour, & weekend pricing & availability.\*

ASBESTOS PLM

Bulk [ ] Immediate [ ] 1 day [ ] 2 day [ ] 3 day [ ] 5 day
[ ] Analyze All [ ] Positive Stop

PCM Air (7400)

[ ] Immediate [ ] 1 day [ ] 2 day [ ] 3 day [ ] 5 day

TOTAL DUST (0500/0600)

[ ] 1 day [ ] 2 day

ASBESTOS TEM

Air AHERA Method [ ] 6 hr [ ] 12 hr [ ] 24 hr
Air 7402 (Modified) [ ] 1 day [ ] 2 day [ ] 3 day
Bulk/Wipe/Micro Vac [ ] 1 day [ ] 2 day [ ] 3 day [ ] 5 day
Water [ ] 1 day [ ] 2 day [ ] 3 day
Analyze Blanks [ ] Yes [ ] No

MOLD

Direct Exam [ ] Immediate [ ] 1 day [ ] 2 day
Standard Air [ ] Immediate [ ] 1 day [X] 2 day
Expanded Air [ ] Immediate [ ] 1 day [ ] 2 day
Culture\*\* [ ] 10-14 days
Analyze Blanks [ ] Yes [ ] No

\*\*Turnaround of Culture Samples subject to Culture Growth\*\*

BACTERIA\*

Total Colony Counts (CC) [ ] 3 day [ ] 5 day
CC + Gram Stain [ ] 3 day [ ] 5 day
Total Coliform & E. coli (P/A) [ ] 2-3 day

OTHER:

Billing Company / City: Apex Titan (Dallas South)

Submitter's Company:

Submitter's Name:

Project: Creekside ES Room C-112

Contact Information: Name:

E-mail Results to: Clint/Darren/Vernice

Invoice Address: Veronica

# of Samples: 3

Sample Date: 2/20/2015

Project #: 7250115014.001

Phone #:

Mobile #:

Fax #:

P.O. #:

\*Please review paperwork and samples before submitting to lab. Unsealed / improperly packaged / damaged / expired samples or excessive administrative requests may incur additional fees\*

Notes:

Table with 4 columns: Sample #, Sample Description, Vol. / Area (if applicable), Location / Notes. Contains 3 rows of sample data with handwritten notes on location and conditions.

Released By: [Signature] Date/Time: 2/20/2015 1533
Received By: [Signature] Date/Time: 2-20-15 3:38 PM

## **ATTACHMENT 2**

Mold Services Definitions & Limitations/Standard of Care and Reliance



## **Mold Services Definitions & Limitations**

*“Mold” defined.* Mold is a general term used to describe various types of singled-celled naturally occurring biological organisms occurring worldwide. For purposes of this report the term “mold” is broadly defined to include any living or dead fungi or related products or parts, including spores, hyphae, and mycotoxins.

*Limited Scope of Mold Assessment.* The scope of Apex’s mold assessment services as reflected in the Proposal and this report are limited in that (i) they were physically limited to certain portions of the building structure (e.g., the Client identified Investigation Areas); and (ii) limited by accessibility to building materials or components within the Investigation Area(s). In contrast to a Limited Assessment” is a comprehensive assessment, which involves destructive sampling methods and the scope of the assessment typically extending to the entire building structure.

*Time sensitive.* Mold assessments are essentially a “*snap shot in time,*” and the results are only relevant at the time of site reconnaissance. Because mold, when biologically active, is a living organism, its presence is influenced and controlled by environmental conditions. Mold assessments, therefore, are “time sensitive” in that the presence and concentration of mold and similar organisms in building structures or in the air is directly influenced by environmental conditions (such as humidity, moisture, nutrients and substrates), whether natural or caused by man, which conditions may vary significantly over relatively short periods of time.

*Methodologies.* Currently, mold assessment methodologies and protocols are governed by persuasive guidelines (rather than promulgated federal/state or local regulations). Presently, there is no data that supports a threshold limit or dose-response relationship for exposure to mold aeroallergens, individual pathogens, opportunistic pathogens and/or mycotoxins. The Occupational Safety and Health Administration (OSHA), the National Institute of Occupational Safety and Health (NIOSH) and other non-governmental associations, have not yet established permissible exposure limits (PELs), recommended exposure limits (RELs), or other limit values for aeroallergens. Because no limit values presently exist, Apex will not and cannot represent that the site contains no harmful microbes, mold, fungi, or their metabolites, or other latent conditions beyond those identified by the limited scope of this mold assessment.

*Findings limited.* Findings from a limited mold assessment are limited because of the nature of the information obtained (e.g., visual reconnaissance of readily accessible areas of building structures, interview information, anecdotal information, and limited sampling data derived from one or more specific sampling events). Apex cannot warrant the accuracy of prior or subsequent information/data, reports and services performed by other firms at the Site. Apex assumes no responsibility or liability for errors in information or data provided by or through the client or third party sources. Apex’s services are not to be construed as legal or medical interpretation or advice.

*Moisture Intrusion Limitation.* Apex performs mold assessment services and is not a moisture intrusion, HVAC, roofing, plumbing or building envelope specialist. However, during the course of conducting its mold assessment services, Apex will report observed areas of apparent moisture intrusion. Apex does not and will not investigate the cause or causes of such observed moisture intrusion. In the event apparent moisture intrusion is observed, Apex will recommend

that the client contact a specialist (i.e., plumbing contractor, building envelope specialist, HVAC contractor, water intrusion specialist, etc.) to assist the client in determining the specific cause or causes of the moisture intrusion and remedial options.

**Standard of Care**

Apex performed its Services in accordance with generally accepted practices of the profession undertaken in similar services at the same time and in the same geographical area. No other warranties, expressed or implied, apply to the Services hereunder or this report.

**Reliance**

Apex's proposal for this project, services and this report have been prepared on behalf of and for the exclusive use of Lewisville Independent School District solely for their use and reliance in assessing the presence of mold in the Investigation Areas of the site. Lewisville Independent School District is the only party to which Apex explained the risks and limitations of the services and was solely involved in shaping the scope of services. Accordingly, reliance on this report by any other party may involve assumptions leading to an unintended interpretation of findings and opinions. With the consent of the client, Apex may offer reliance to third parties or contract with other parties to develop findings and opinions related to such party's unique risk management concerns. Notwithstanding the foregoing, reliance by any and all third parties upon the proposal, the Services or this report shall be limited in the aggregate to all relying parties to the fair market value of the Services provided by Apex.