

DATE: November 14, 2014

TO: Nicole Jund, Principal

SUBJECT: Creek Valley MS - IAQ - Air Test results - Room 2415

On Saturday 11/8, Apex-Titan Air tested Room 2415. It is typically assumed that indoor spore levels in an area with filtered or air conditioned air, and activity levels associated with schools average 10% to 40% of the outdoor levels. Data from the airborne fungi sampling indicated that the total indoor concentration of mold/fungi in Room 2415, was **2.9%** of the outdoor levels. Utilizing this theory, the indoor concentrations are well within the acceptable guidelines for areas with filtered air or air conditioning. If you have any questions, please call me.

Thanks,
Paul

Paul Siddall
Maintenance Energy Auditor (IAQ)
Facility Services
Lewisville ISD
469-446-8882



November 14, 2014

Lewisville Independent School District
340 Lake Haven
Lewisville, Texas 75057
Attn: Mr. Paul Siddall

Re: Limited Mold Assessment Services
Creek Valley Middle School
Room 2415
4109 Creek Valley Boulevard
Carrollton, Texas
Apex Project No. 7210114H235
LISD PO No. 91501593-00

Introduction

Apex TITAN, Inc., a subsidiary of Apex Companies, LLC (APEX) conducted limited mold assessment activities for the Lewisville Independent School District (Lewisville I.S.D.) within Creek Valley Middle School located at 4109 Creek Valley Boulevard in Carrollton, Texas (hereinafter referred to as the "Site"). The investigation was limited to areas of the Site identified by Lewisville I.S.D. as described below. The assessment was performed by Mr. Clinton S. Jech, a State of Texas licensed Mold Assessment Technician (Lic. No. MAT1075) on November 8, 2014. Apex's mold services definitions and limitations are included as an attachment to this report.

Investigation Areas

Lewisville I.S.D. identified the following physical portions of the Site as the target investigation areas ("Investigation Areas") for mold assessment: readily accessible areas within room 2415. Apex's mold assessment services were limited to the Investigation Area(s) identified by Lewisville, I.S.D. Additional areas or portions of the Site were out-of-scope and not included in Apex's mold assessment or this report at this time.

Scope of Work

As set forth in Apex's Mold Assessment Proposal (No. P0114H1357) dated September 12, 2014. Apex's scope-of-work was to provide visual and/or analytical mold assessment and related services in the Investigation Areas which included:

Visual Reconnaissance: Apex performed a visual reconnaissance of the Investigation Areas for visible indications of moisture intrusion (as indicated by staining or visible moisture) and/or suspect mold growth. Apex's visual reconnaissance only included readily accessible or visible portions of the Investigation Areas.

Suspect Mold Growth Sampling and Analysis: Apex collected limited ambient air samples for nonviable mold spores utilizing Air-O-Cell cassettes. "Air-O-Cell" refers to slit impaction air sampling cassettes manufactured by Zefon Analytical Accessories, St. Petersburg, Florida.

Site Reconnaissance Observations/Findings and Recommendations

Apex' Mold Assessment Site reconnaissance was performed on November 8, 2014 by Mr. Clinton S. Jech. Apex's visual reconnaissance of the Investigation areas revealed the following:

Temperature and Relative Humidity

Temperature readings collected inside the room was reported as 74.4 degrees Fahrenheit while relative humidity was reported as 32.8 percent. Temperature readings collected outside the building ranged from 69.8 to 76.4 degrees Fahrenheit while outside relative humidity ranged from 22.8 to 23.8 percent.

Relative humidity is a measure of the moisture content of air and is closely tied to the comfort of the office/workplace temperature. As with temperature, there are no regulations governing acceptable office/workplace humidity ranges. Humidity levels in the office/workplace are not only related to health effects, but also have operational impacts on modern office equipment.

Workplace/office temperatures have historically been considered a subjective factor because the perception of uncomfortable temperature levels is specific to each individual. There are no regulations governing acceptable office/workplace temperature ranges, but significant research has been conducted which indicates that there are temperature ranges that are not only comfortable but also result in optimum performance. ASHRAE (American Society of Heating, Refrigerating & Air Conditioning Engineers) has published guidelines describing thermal environmental conditions that at least 80% of the persons who occupy that environment will find acceptable or “comfortable.” Table I below explains the applicable limits and guidelines.

| Table I Acceptable Ranges Of Temperature And Humidity | | |
|--|---------------------|---------------------|
| Relative Humidity | Winter Temperatures | Summer Temperatures |
| 30% | 68.5 to 76°F | 74 to 80°F |
| 40% | 68.5 to 75.5°F | 73 to 79.5°F |
| 50% | 68.5 to 74.5°F | 73 to 79°F |
| 60% | 68 to 74°F | 72.5 to 78°F |

Apex utilized a Protimeter Moisture Measurement System (MMS) instrument (Model No. BLD2000) to measure and diagnose dampness in the drywall within random areas. The MMS is a battery powered handheld unit that is equipped with hydrostick probes to measure moisture content in wood, drywall and other and non-conductive materials. The device measures electrical conductivity of building materials and compares the conductivity readings to an internal, electronic standard reading for normal or “dry” materials.

Moisture content readings were obtained by pushing the moisture probe pins into surfaces. The measured values were then displayed on a colored scale depicting if the materials measured were normal (dry), higher than normal but not critical (at risk) or contained excessive moisture levels (wet). Based on the manufacturer’s guidelines, the instrument measurement values are described below:

| | |
|-----------------|-------------------------------------|
| < 5% | Out of Range |
| > 5% but < 16% | Normal |
| > 17% but < 20% | Higher than Normal but Not Critical |
| > 20% | Excessive Moisture Levels |

Moisture meter readings taken from the walls within the room ranged from 9 to 11% which is considered normal by the manufacturer.

Air Monitoring Results

Apex collected one (1) sample from the interior of the investigation area and two (2) samples from the exterior of the building. The microbial samples were analyzed by Steve Moody Micro Services, Inc. (SMMS) in Farmers Branch, Texas; SMMS is a State of Texas licensed mold analysis laboratory and accredited under the AIHA Laboratory Quality Assurance Program for Environmental Microbiology.

Air testing performed using spore traps indicated that total airborne mold spores in the room were lower as compared to those measured outside of the building at the time the sampling was performed. The total fungal spore concentration within the investigation area was reported as 368 counts/m³, while the exterior level ranged from 10,143 to 12,690 counts/m³.

One (1) type of mold was identified at a higher concentration within the investigation area as compared to the sample collected from the exterior of the building. Air sample(s) collected within room 2415 reported *Exserohilum* as 7 counts/m³ while no exterior levels were reported.

The American Conference of Governmental Industrial Hygienists (ACGIH) sets forth assessment criteria related to the "indoor/outdoor" relationship where the indoor air quality should be at or below that of outdoor air quality with regard to fungal spores (see ACGIH Bioaerosols, Assessment and Controls publication, 1999).

Suspect Mold

No visible mold was observed during the assessment. No odors or excessive dust were noted.

Conclusions and Recommendations

Based on Apex's limited assessment and the analytical results collected, it appears that the indoor air quality, as it relates to airborne fungi was within recommended guidelines.

If you have any questions regarding this report or if we can assist you with any other matter, please contact the undersigned at (214) 350-5469.

Sincerely,
Apex TITAN, Inc.



Darren G. Bowden
Senior Program Manager
Texas Mold Assessment Consultant
Lic. No. MAC0321

Attachments: Analytical Results/Chain of Custody, Mold Services Definitions & Limitations

ATTACHMENT 1

Analytical Results/Chain of Custody

IAQ Mold Report

Moody Labs
 2051 Valley View Lane
 Farmers Branch, TX 75234 Phone: (972) 241-8460

Summary

DSHS License No.: LAB0117
 AIHA EMPAT ID: 102577

Client : Apex TITAN, Inc. - Dallas, TX **Lab Job No.** 14F-13950
Project : Creek Valley MS Room 2415 **Report Date** 11/11/2014 11:45 AM
Project # : 7210114H235 **Sample Date :** 11/08/2014
Sample Type: Spore Trap, Non-cultured **Spore Trap Type:** Zefon - Air-O-Cell
Test Method: Mold: ASTM D7391-09 - Standard Profile Page 1 of 3

On 11/10/2014, three (3) samples were submitted by Clint Jech of Apex TITAN, Inc. - Dallas, TX (located at 2351 W. NW Highway #3321, Dallas, TX 75220) for Spore Trap, Non-cultured mold analysis. This report consists of three sections; a summary section, a data detail section, and an analytical notes section.

| Sample Number | Volume (liters) | Sample Description | Identification | Concentration spores/cubic meter |
|---------------|-----------------|--------------------|--|--|
| 1 | 75 | Exterior, South | Cladosporium Hyphal / Spore Fragments Basidiospores Myxomycete / Rust / Smut Aspergillus / Penicillium Ascospores Alternaria Coprinus group Agrocybe Drechslera / Bipolaris group Curvularia Fusarium Nigrospora Torula <div style="text-align: right; margin-top: 10px;">Total:</div> | 4052 40% 1893 19% 1893 19% 693 7% 653 6% 373 4% 307 3% 93 <1% 53 <1% 40 <1% 40 <1% 27 <1% 13 <1% 13 <1% 10143 100% |

IAQ Mold Report

Moody Labs

2051 Valley View Lane

Farmers Branch, TX 75234 Phone: (972) 241-8460

Summary

DSHS License No.: LAB0117

AIHA EMPAT ID: 102577

Client : Apex TITAN, Inc. - Dallas, TX

Lab Job No. 14F-13950

Project : Creek Valley MS Room 2415

Report Date 11/11/2014 11:45 AM

Project # : 7210114H235

Sample Date : 11/08/2014

Sample Type: Spore Trap, Non-cultured

Spore Trap Type: Zefon - Air-O-Cell

Test Method: Mold: ASTM D7391-09 - Standard Profile

Page 2 of 3

On 11/10/2014, three (3) samples were submitted by Clint Jech of Apex TITAN, Inc. - Dallas, TX (located at 2351 W. NW Highway #3321, Dallas, TX 75220) for Spore Trap, Non-cultured mold analysis. This report consists of three sections; a summary section, a data detail section, and an analytical notes section.

| Sample Number | Volume (liters) | Sample Description | Identification | Concentration spores/cubic meter |
|---------------|-----------------|---------------------|------------------------------|----------------------------------|
| 2 | 75 | Exterior, Northeast | Cladosporium | 6612 52% |
| | | | Basidiospores | 1893 15% |
| | | | Hyphal / Spore Fragments | 1493 12% |
| | | | Myxomycete / Rust / Smut | 773 6% |
| | | | Aspergillus / Penicillium | 733 6% |
| | | | Ascospores | 493 4% |
| | | | Alternaria | 427 3% |
| | | | Paecilomyces | 107 <1% |
| | | | Drechslera / Bipolaris group | 27 <1% |
| | | | Epicoccum | 27 <1% |
| | | | Spegazzinia | 27 <1% |
| | | | Stachybotrys | 13 <1% |
| | | | Curvularia | 13 <1% |
| | | | Cercospora | 13 <1% |
| | | | Ganoderma | 13 <1% |
| | | | Periconia | 13 <1% |
| | | | Pithomyces | 13 <1% |
| | | | Total: | 12690 100% |

IAQ Mold Report

Moody Labs

2051 Valley View Lane

Farmers Branch, TX 75234 Phone: (972) 241-8460

Summary

DSHS License No.: LAB0117

AIHA EMPAT ID: 102577

Client : Apex TITAN, Inc. - Dallas, TX

Lab Job No. 14F-13950

Project : Creek Valley MS Room 2415

Report Date 11/11/2014 11:45 AM

Project # : 7210114H235

Sample Date : 11/08/2014

Sample Type: Spore Trap, Non-cultured

Spore Trap Type: Zefon - Air-O-Cell

Test Method: Mold: ASTM D7391-09 - Standard Profile

Page 3 of 3

On 11/10/2014, three (3) samples were submitted by Clint Jech of Apex TITAN, Inc. - Dallas, TX (located at 2351 W. NW Highway #3321, Dallas, TX 75220) for Spore Trap, Non-cultured mold analysis. This report consists of three sections; a summary section, a data detail section, and an analytical notes section.


| Sample Number | Volume (liters) | Sample Description | Identification | Concentration spores/cubic meter |
|---------------|-----------------|--------------------|---|--|
| 3 | 150 | Room 2415 | Myxomycete / Rust / Smut Basidiospores Hyphal / Spore Fragments Ascospores Cladosporium Curvularia Alternaria Exserohilum Coprinus group Drechslera / Bipolaris group Aspergillus / Penicillium | 93 25% 73 20% 67 18% 47 13% 27 7% 20 5% 13 4% 7 2% 7 2% 7 2% 7 2% 7 2% Total: 368 100% |

Results may not be reported except in full. Data contained in this test report relates only to the samples tested. This report does not express or imply interpretation of the results contained herein. Interpretation should be made by a qualified professional.


Steve Moody Micro Services assumes no responsibility for the manner in which these samples were collected or handled prior to being received at this laboratory. SMMS assumes no responsibility for the qualifications of personnel performing sampling and/or interpretations of this data.

Analyst(s): Rebecca Lutz

Lab Manager : Heather Lopez

Approved Signatory : 

Lab Director : Bruce Crabb

Approved Signatory : 

Thank you for choosing Steve Moody Micro Services

IAQ Mold Report

Moody Labs

2051 Valley View Lane

Farmers Branch, TX 75234 Phone: (972) 241-8460

Data Detail

DSHS License No.: LAB0117

AIHA EMPAT ID: 102577

Client : Apex TITAN, Inc. - Dallas, TX

Lab Job No. : 14F-13950

Project : Creek Valley MS Room 2415

Report Date : 11/11/2014 11:45 AM

Project # : 7210114H235

Sample Date : 11/08/2014

Sample Type: Spore Trap, Non-cultured

Spore Trap Type: Zefon - Air-O-Cell

Test Method: Mold: ASTM D7391-09 - Standard Profile

Page 1 of 1

This report consists of three sections; a summary section, a data detail section, and an analytical notes section. Results may not be reported except in full.

| Sample ID: | 1 | | | | 2 | | | | 3 | | | |
|------------------------------|-----------------|-------|-----------------------|------|---------------------|-------|-----------------------|------|--------------|------|-----------------------|------|
| Location: | Exterior, South | | | | Exterior, Northeast | | | | Room 2415 | | | |
| Media Expires On: | Oct 2015 | | | | Oct 2015 | | | | Oct 2015 | | | |
| Notes Included: | | | | | | | | | | | | |
| Volume: | 75 | | | | 75 | | | | 150 | | | |
| | raw ct. | MDL | spores/m ³ | | raw ct. | MDL | spores/m ³ | | raw ct. | MDL | spores/m ³ | |
| Agrocyebe | 4 | 13.33 | 53 | <1% | | | | | | | | |
| Alternaria | 23 | 13.33 | 307 | 3% | 32 | 13.33 | 427 | 3% | 2 | 6.67 | 13 | 4% |
| Ascospores | 28 | 13.33 | 373 | 4% | 37 | 13.33 | 493 | 4% | 7 | 6.67 | 47 | 13% |
| Aspergillus / Penicillium | 49 | 13.33 | 653 | 6% | 55 | 13.33 | 733 | 6% | 1 | 6.67 | 7 | 2% |
| Basidiospores | 142 | 13.33 | 1893 | 19% | 142 | 13.33 | 1893 | 15% | 11 | 6.67 | 73 | 20% |
| Cercospora | | | | | 1 | 13.33 | 13 | <1% | | | | |
| Chaetomium | | | | | | | | | | | | |
| Cladosporium | 304 | 13.33 | 4052 | 40% | 496 | 13.33 | 6612 | 52% | 4 | 6.67 | 27 | 7% |
| Coprinus group | 7 | 13.33 | 93 | <1% | | | | | 1 | 6.67 | 7 | 2% |
| Curvularia | 3 | 13.33 | 40 | <1% | 1 | 13.33 | 13 | <1% | 3 | 6.67 | 20 | 5% |
| Drechslera / Bipolaris group | 3 | 13.33 | 40 | <1% | 2 | 13.33 | 27 | <1% | 1 | 6.67 | 7 | 2% |
| Epicoccum | | | | | 2 | 13.33 | 27 | <1% | | | | |
| Exserohilum | | | | | | | | | 1 | 6.67 | 7 | 2% |
| Fusarium | 2 | 13.33 | 27 | <1% | | | | | | | | |
| Ganoderma | | | | | 1 | 13.33 | 13 | <1% | | | | |
| Hyphal / Spore Fragments | 142 | 13.33 | 1893 | 19% | 112 | 13.33 | 1493 | 12% | 10 | 6.67 | 67 | 18% |
| Memnoniella | | | | | | | | | | | | |
| Myxomycete / Rust / Smut | 52 | 13.33 | 693 | 7% | 58 | 13.33 | 773 | 6% | 14 | 6.67 | 93 | 25% |
| Nigrospora | 1 | 13.33 | 13 | <1% | | | | | | | | |
| Paecilomyces | | | | | 8 | 13.33 | 107 | <1% | | | | |
| Periconia | | | | | 1 | 13.33 | 13 | <1% | | | | |
| Pithomyces | | | | | 1 | 13.33 | 13 | <1% | | | | |
| Spegazzinia | | | | | 2 | 13.33 | 27 | <1% | | | | |
| Stachybotrys | | | | | 1 | 13.33 | 13 | <1% | | | | |
| Torula | 1 | 13.33 | 13 | <1% | | | | | | | | |
| TOTALS | 761 | | 10143 | 100% | 952 | | 12690 | 100% | 55 | | 368 | 100% |
| Analyst | Rebecca Lutz | | | | Rebecca Lutz | | | | Rebecca Lutz | | | |
| Analysis Date | 11/11/2014 | | | | 11/11/2014 | | | | 11/11/2014 | | | |
| Debris Rating | 3 | | | | 3 | | | | 3 | | | |
| Debris Composition | | | | | | | | | | | | |
| Fibers | 2/5 | | | | 2/5 | | | | 3/5 | | | |
| Inorganic/Other | 3/5 | | | | 3/5 | | | | 3/5 | | | |
| Insect Parts | 2/5 | | | | 0/5 | | | | 1/5 | | | |
| Pollen | 1/5 | | | | 1/5 | | | | 1/5 | | | |
| Skin/Dander | 1/5 | | | | 1/5 | | | | 4/5 | | | |

IAQ Mold Report

Moody Labs

2051 Valley View Lane

Farmers Branch, TX 75234 Phone: (972) 241-8460

Analytical Notes

DSHS License No.: LAB0117

AIHA EMPAT ID: 102577

Client : Apex TITAN, Inc. - Dallas, TX

Lab Job No. : 14F-13950

Project : Creek Valley MS Room 2415

Report Date : 11/11/2014 11:45 AM

Project # : 7210114H235

Sample Date : 11/08/2014

Sample Type: Spore Trap, Non-cultured

Spore Trap Type: Zefon - Air-O-Cell

Test Method: Mold: ASTM D7391-09 - Standard Profile

Page 1 of 2

This report consists of three sections; a summary section, a data detail section, and an analytical notes section. Results may not be reported except in full.

NOTE: No abnormalities or exceptions noted during analysis. All samples suitable for analysis.

NOTE: No discernable field blanks were included with this sample set.

Methods

Method: ASTM D7391-09: Categorization and Quantification of Airborne Fungal Structures in an Inertial Impaction Sample by Optical Microscopy.

Calculation: Spores/cubic meter = (Raw spore count)*(MDL)

Note: MDL (Minimum Detection Limit) is calculated based upon 1 raw spore count.

Steve Moody Micro Services recommends two significant figures for calculated values based on ASTM D7391-09.

This report must not be used by the customer to claim product certification, approval, or endorsement by AIHA, ISO, or any agency of the Federal Government.

Debris Rating Key

0 - No debris detected.

1 - Trace debris.

2 - Light debris.

3 - Moderate debris.

4 - Substantial debris.

5 - Extensive debris.

6 - Field blank.

10 - Hold Sample

NOTE: Debris defined as skin, fibers, pollen grains, insect parts, and/or other non-fungal particles.

IAQ Mold Report

Moody Labs

2051 Valley View Lane

Farmers Branch, TX 75234 Phone: (972) 241-8460

Analytical Notes

DSHS License No.: LAB0117

AIHA EMPAT ID: 102577

Client : Apex TITAN, Inc. - Dallas, TX

Lab Job No. : 14F-13950

Project : Creek Valley MS Room 2415

Report Date : 11/11/2014 11:45 AM

Project # : 7210114H235

Sample Date : 11/08/2014

Sample Type: Spore Trap, Non-cultured

Spore Trap Type: Zefon - Air-O-Cell

Test Method: Mold: ASTM D7391-09 - Standard Profile

Page 2 of 2

This report consists of three sections; a summary section, a data detail section, and an analytical notes section. Results may not be reported except in full.



LAB # 102577



IAQ Mold Report

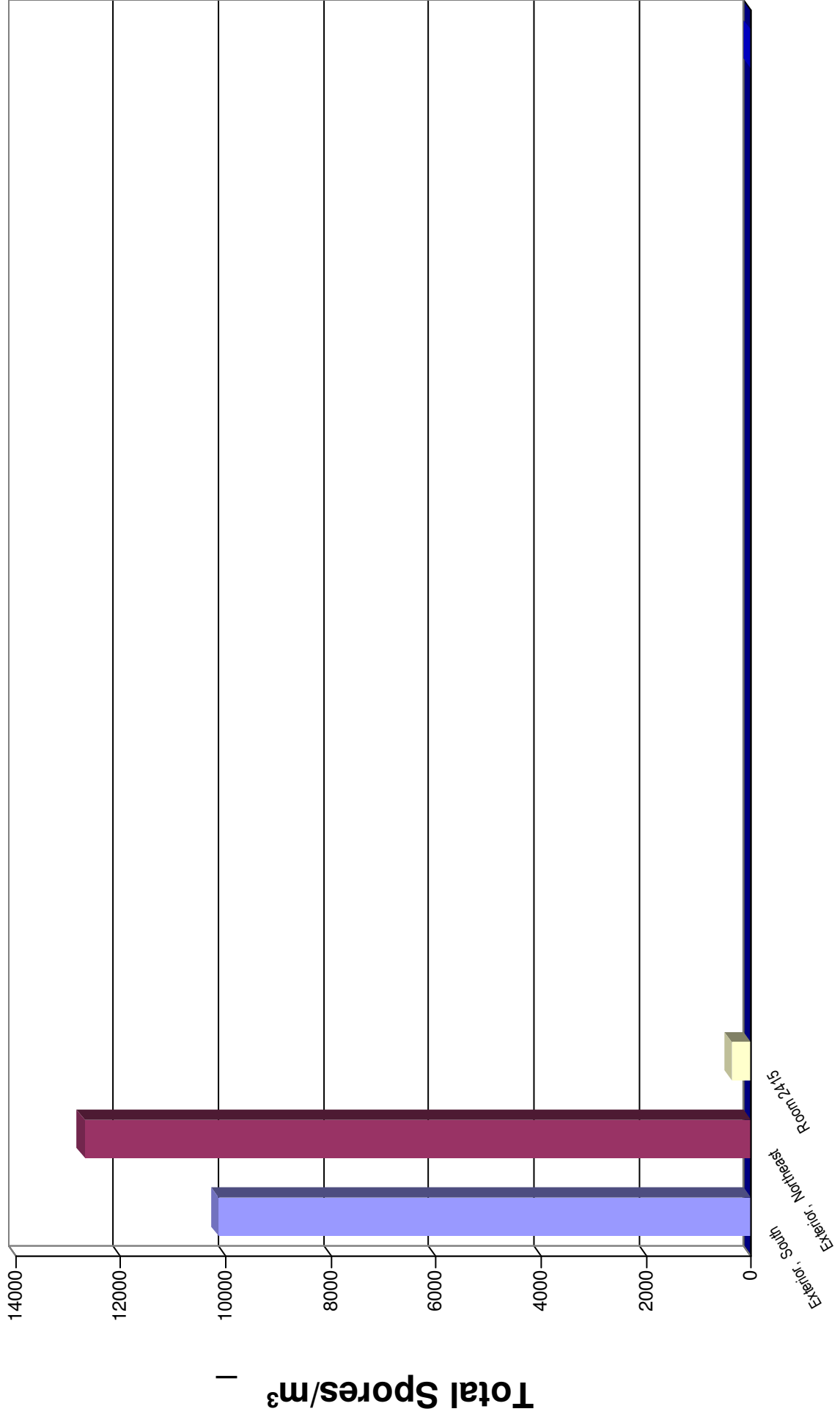
Supplemental Overview

DSHS License No.: LAB0117
AIHA EMPAT ID: 102577

Moody Labs
2051 Valley View Lane
Farmers Branch, TX 75234 Phone: (972) 241-8460

Client : Apex TITAN, Inc. - Dallas, TX
Project : Creek Valley MS Room 2415
Project # : 7210114H235

Lab Job No. 14F-13950
Report Date 11/11/2014 11:45 AM
Sample Date : 11/08/2014





Chain of Custody

Lab Job # 14F-13950 Apex 3
 Lab Job # _____
 Lab Job # _____

Please call in advance for immediate, after-hour, & weekend pricing & availability.

Page 1 of

ASBESTOS PLM

Bulk Immediate 1 day 2 day 3 day 5 day
 Analyze All Positive Stop

PCM Air (7400)

Immediate 1 day 2 day 3 day 5 day

TOTAL DUST (0500/0600)

1 day 2 day

ASBESTOS TEM

Air AHERA Method 6 hr 12 hr 24 hr
 Air 7402 (Modified) 1 day 2 day 3 day
 Bulk/Wipe/Micro Vac 1 day 2 day 3 day 5 day
 Water 1 day 2 day 3 day
 Analyze Blanks Yes No

MOLD

Direct Exam Immediate 1 day 2 day
 Standard Air Immediate 1 day 2 day
 Expanded Air Immediate 1 day 2 day
 Culture** 10-14 days
 Analyze Blanks Yes No

Turnaround of Culture Samples subject to Culture Growth

BACTERIA*

Total Colony Counts (CC) 3 day 5 day
 CC + Gram Stain 3 day 5 day
 Total Coliform & E. coli (P/A) 2-3 day

OTHER: _____

Billing Company / City: Apex Titum (Denville South) # of Samples: 3
 Submitter's Company: _____ Sample Date: 11/12/14
 Submitter's Name: Clint Jech Project #: 721014H235
 Project: Creek Valley Bldg MS Room 2415 Phone #: _____
 Contact Information: Name: _____ Mobile #: (972) 989-1031
 E-mail Results to: Clint / Darren / Veronica Fax #: _____
 Invoice Address: Verona P.O. #: _____

Please review paperwork and samples before submitting to lab. Unsealed / improperly packaged / damaged / expired samples or excessive administrative requests may incur additional fees
Notes: _____

| Sample # | Sample Description | Vol. / Area (if applicable) | Location / Notes |
|----------|---------------------|-----------------------------|---|
| 1 | Exterior, South | 75 | T = 76.4 °H = 28.8% Ceilings = Ceiling Tile |
| 2 | Exterior, Northeast | 75 | T = 69.0 °H = 22.8% Walls = Sheetrock |
| 3 | Room 2415 | 150 | T = 74.4 °H = 32.8% RH = 9-11" Floors = Carpet |
| | | | |
| | | | |
| | | | |
| | | | |
| | | | |
| | | | |
| | | | |
| | | | |
| | | | |
| | | | |
| | | | |
| | | | |
| | | | |

| | | | |
|---------------------------------|------------------------------------|---------------------------------------|--------------------------------------|
| Released By: <u>[Signature]</u> | Date / Time: <u>11/12/14 17:08</u> | Received By: <u>Jared [Signature]</u> | Date / Time: <u>11/10/14 7:30 AM</u> |
| Released By: _____ | Date / Time: _____ | Received By: _____ | Date / Time: _____ |

ATTACHMENT 2

Mold Services Definitions & Limitations/Standard of Care and Reliance



Mold Services Definitions & Limitations

“Mold” defined. Mold is a general term used to describe various types of singled-celled naturally occurring biological organisms occurring worldwide. For purposes of this report (and the Texas Mold Assessment & Remediation Rules), the term “mold” is broadly defined to include any living or dead fungi or related products or parts, including spores, hyphae, and mycotoxins.

Limited Scope of Mold Assessment. The scope of Apex’s mold assessment services as reflected in the Proposal and this report are limited in that (i) they were physically limited to certain portions of the building structure (e.g., the Client identified Investigation Areas); and (ii) limited by accessibility to building materials or components within the Investigation Area(s). In contrast to a Limited Assessment” is a comprehensive assessment, which involves destructive sampling methods and the scope of the assessment typically extending to the entire building structure.

Time sensitive. Mold assessments are essentially a “snap shot in time,” and the results are only relevant at the time of site reconnaissance. Because mold, when biologically active, is a living organism, its presence is influenced and controlled by environmental conditions. Mold assessments, therefore, are “time sensitive” in that the presence and concentration of mold and similar organisms in building structures or in the air is directly influenced by environmental conditions (such as humidity, moisture, nutrients and substrates), whether natural or caused by man, which conditions may vary significantly over relatively short periods of time.

Methodologies. Currently, mold assessment methodologies and protocols in Texas are governed by persuasive guidelines (rather than promulgated federal/state or local regulations). Presently, there is no data that supports a threshold limit or dose-response relationship for exposure to mold aeroallergens, individual pathogens, opportunistic pathogens and/or mycotoxins. The Occupational Safety and Health Administration (OSHA), the National Institute of Occupational Safety and Health (NIOSH) and other non-governmental associations, have not yet established permissible exposure limits (PELs), recommended exposure limits (RELs), or other limit values for aeroallergens. Because no limit values presently exist, Apex will not and cannot represent that the site contains no harmful microbes, mold, fungi, or their metabolites, or other latent conditions beyond those identified by the limited scope of this mold assessment.

Findings limited. Findings from a limited mold assessment are limited because of the nature of the information obtained (e.g., visual reconnaissance of readily accessible areas of building structures, interview information, anecdotal information, and limited sampling data derived from one or more specific sampling events). Apex cannot warrant the accuracy of prior or subsequent information/data, reports and services performed by other firms at the Site. Apex assumes no responsibility or liability for errors in information or data provided by or through the client or third party sources. Apex’s services are not to be construed as legal or medical interpretation or advice.

Moisture Intrusion Limitation. Apex performs mold assessment services and is not a moisture intrusion, HVAC, roofing, plumbing or building envelope specialist. However, during the course of conducting its mold assessment services, Apex will report observed areas of apparent moisture intrusion. Apex does not and will not investigate the cause or causes of such observed moisture intrusion. In the event apparent moisture intrusion is observed, Apex will recommend

that the client contact a specialist (i.e., plumbing contractor, building envelope specialist, HVAC contractor, water intrusion specialist, etc.) to assist the client in determining the specific cause or causes of the moisture intrusion and remedial options.

Texas Licensing Requirements. Apex (and/or its personnel) will render the services set forth in this proposal in the capacity of a Texas licensed Mold Assessor. Apex is not licensed as a Mold Remediation Contractor and does not perform mold remediation. As of January 1, 2005, Texas law has required that Mold Assessors and Mold Remediation Contractors be licensed.

Mold Remediation Certificate. For mold remediation projects (above certain size thresholds), applicable Texas law (i.e., Texas Occupation Code Section 1958.54 and T.A.C. Section 295.397 (the Texas Mold Assessment and Remediation Rules), requires that a "Certificate of Mold Remediation" be issued by the Mold Remediation Contractor upon successful completion of the project. This certificate must be provided to property owners no later than the 10th day after the date on which the mold remediation is completed at a property. The Mold Remediation Certificate issued by the Mold Remediation Contractor must include a certification by the Mold Assessor that the mold remediation project has been successfully completed in accordance with the mold remediation protocol.

Be advised that Apex's issuance of a Mold Remediation Certificate upon successful completion of a Mold Remediation project does not mean, warrant or otherwise guarantee that mold will not be subsequently found in any portion of the Investigation Area or the Site. In the event that Apex is engaged to render services in connection with a mold remediation project, Apex will require *Client to provide to Apex a signed certificate prepared by Client's moisture intrusion specialist or appropriate contractor stating that all sources of moisture which resulted in the presence of mold in the Investigation Area have been fully remediated and corrected.*

Standard of Care

Apex performed its Services in accordance with generally accepted practices of the profession undertaken in similar services at the same time and in the same geographical area. No other warranties, expressed or implied, apply to the Services hereunder or this report.

Reliance

Apex's proposal for this project, services and this report have been prepared on behalf of and for the exclusive use of Lewisville Independent School District solely for their use and reliance in assessing the presence of mold in the Investigation Areas of the site. Lewisville Independent School District is the only party to which Apex explained the risks and limitations of the services and was solely involved in shaping the scope of services. Accordingly, reliance on this report by any other party may involve assumptions leading to an unintended interpretation of findings and opinions. With the consent of the client, Apex may offer reliance to third parties or contract with other parties to develop findings and opinions related to such party's unique risk management concerns. Notwithstanding the foregoing, reliance by any and all third parties upon the proposal, the Services or this report shall be limited in the aggregate to all relying parties to the fair market value of the Services provided by Apex.