

DATE: June 25, 2015

TO: Dave Lyons, Director

SUBJECT: Bolin Center - IAQ - Air Test results - Secretary's Office & Gale Ladehoff's Office

On Wednesday 6/24, Apex-Titan Air tested the Secretary's Office and Gale Ladehoff's Office. It is typically assumed that indoor spore levels in an area with filtered or air conditioned air, and activity levels associated with schools average 10% to 40% of the outdoor levels. Data from the airborne fungi sampling indicated that the total indoor concentration of mold/fungi in Secretary's Office, was **2.3%**, Gale Ladehoff's Office, was **1.9%** of the outdoor levels. Utilizing this theory, the indoor concentrations are well within the acceptable guidelines for areas with filtered air or air conditioning. If you have any questions, please call me.

Thanks,
Paul

Paul Siddall
Maintenance Energy Auditor (IAQ)
Facility Services
Lewisville ISD
469-446-8882



June 25, 2015

Lewisville Independent School District
340 Lake Haven
Lewisville, Texas 75057
Attn: Mr. Paul Siddall

Re: Limited Mold Assessment Services
Bolin Administration Center
Secretary's Office and Gale Ledehoff's Office in Suite 250
1565 W. Main Street
Lewisville, Texas
LISD PO No. 91538557-00
Apex Project No. 7250115203

Introduction

Apex TITAN, Inc., a subsidiary of Apex Companies, LLC (APEX) conducted limited mold assessment activities for the Lewisville Independent School District (Lewisville I.S.D.) within the Bolin Administration Center located at 1565 W. Main Street in Lewisville, Texas (hereinafter referred to as the "Site"). The investigation was limited to areas of the Site identified by Lewisville I.S.D. as described below. The assessment was performed by Mr. Darren G. Bowden, a State of Texas licensed Mold Assessment Consultant (Lic. No. MAC0321) on June 24, 2015. Apex's mold services definitions and limitations are included as an attachment to this report.

Investigation Areas

Lewisville I.S.D. identified the following physical portions of the Site as the target investigation areas ("Investigation Areas") for mold assessment: readily accessible areas within the secretary's office and Gale Ledehoff's office in suite 250. Apex's mold assessment services were limited to the Investigation Area(s) identified by Lewisville, I.S.D. Additional areas or portions of the Site were out-of-scope and not included in Apex's mold assessment or this report at this time.

Scope of Work

As set forth in Apex's Mold Assessment Proposal (No. P01151212) dated June 18, 2015. Apex's scope-of-work was to provide visual and/or analytical mold assessment and related services in the Investigation Areas which included:

Visual Reconnaissance: Apex performed a visual reconnaissance of the Investigation Areas for visible indications of moisture intrusion (as indicated by staining or visible moisture) and/or suspect mold growth. Apex's visual reconnaissance only included readily accessible or visible portions of the Investigation Areas.

Suspect Mold Growth Sampling and Analysis: Apex collected limited ambient air samples for nonviable mold spores utilizing Air-O-Cell cassettes. "Air-O-Cell" refers to slit impaction air sampling cassettes manufactured by Zefon Analytical Accessories, St. Petersburg, Florida.

Site Reconnaissance Observations/Findings and Recommendations

Apex' Mold Assessment Site reconnaissance was performed on June 24, 2015 by Mr. Darren G. Bowden. Apex's visual reconnaissance of the Investigation areas revealed the following:

Temperature and Relative Humidity

Temperature readings collected inside within the investigation areas ranged from 81. To 82.2 degrees Fahrenheit while relative humidity ranged from 41.2 to 43.4 percent. Temperature readings collected outside the building ranged from 86.5 to 87.8 degrees Fahrenheit while outside relative humidity ranged from 52.9 to 53.2 percent.

Relative humidity is a measure of the moisture content of air and is closely tied to the comfort of the office/workplace temperature. As with temperature, there are no regulations governing acceptable office/workplace humidity ranges. Humidity levels in the office/workplace are not only related to health effects, but also have operational impacts on modern office equipment.

Workplace/office temperatures have historically been considered a subjective factor because the perception of uncomfortable temperature levels is specific to each individual. There are no regulations governing acceptable office/workplace temperature ranges, but significant research has been conducted which indicates that there are temperature ranges that are not only comfortable but also result in optimum performance. ASHRAE (American Society of Heating, Refrigerating & Air Conditioning Engineers) has published guidelines describing thermal environmental conditions that at least 80% of the persons who occupy that environment will find acceptable or “comfortable.” Table I below explains the applicable limits and guidelines.

Table I Acceptable Ranges Of Temperature And Humidity		
Relative Humidity	Winter Temperatures	Summer Temperatures
30%	68.5 to 76°F	74 to 80°F
40%	68.5 to 75.5°F	73 to 79.5°F
50%	68.5 to 74.5°F	73 to 79°F
60%	68 to 74°F	72.5 to 78°F

Apex utilized a Protimeter Moisture Measurement System (MMS) instrument (Model No. BLD2000) to measure and diagnose dampness in the drywall within random areas. The MMS is a battery powered handheld unit that is equipped with hydrostick probes to measure moisture content in wood, drywall and other and non-conductive materials. The device measures electrical conductivity of building materials and compares the conductivity readings to an internal, electronic standard reading for normal or “dry” materials.

Moisture content readings were obtained by pushing the moisture probe pins into surfaces. The measured values were then displayed on a colored scale depicting if the materials measured were normal (dry), higher than normal but not critical (at risk) or contained excessive moisture levels (wet). Based on the manufacturer’s guidelines, the instrument measurement values are described below:

< 5%	Out of Range
> 5% but < 16%	Normal
> 17% but < 20%	Higher than Normal but Not Critical
> 20%	Excessive Moisture Levels

Moisture meter readings taken from the walls within the room were reported as <10% which is considered normal by the manufacturer.

Air Monitoring Results

Apex collected two (2) samples from the interior of the investigation area and two (2) samples from the exterior of the building. The microbial samples were analyzed by Steve Moody Micro Services, LLC (SMMS) in Farmers Branch, Texas; SMMS is a State of Texas licensed mold analysis laboratory and accredited under the AIHA Laboratory Quality Assurance Program for Environmental Microbiology.

Secretary's Office

Air testing performed using spore traps indicated that total airborne mold spores in the room were lower as compared to those measured outside of the building at the time the sampling was performed. The total fungal spore concentration within the investigation area was reported as 327 counts/m³, while the exterior level ranged from 12,146 to 14,192 counts/m³.

One (1) type of mold was identified at a higher concentration within the investigation area as compared to the samples collected from the exterior of the building. Air sample(s) collected within the secretary's office reported *Stachybotrys* as 13 counts/m³ while no exterior levels were reported.

Gale Ledehoff's Office in Suite 250

Air testing performed using spore traps indicated that total airborne mold spores in the room were lower as compared to those measured outside of the building at the time the sampling was performed. The total fungal spore concentration within the investigation area was reported as 273 counts/m³, while the exterior level ranged from 12,146 to 14,192 counts/m³.

The American Conference of Governmental Industrial Hygienists (ACGIH) sets forth assessment criteria related to the "indoor/outdoor" relationship where the indoor air quality should be at or below that of outdoor air quality with regard to fungal spores (see ACGIH Bioaerosols, Assessment and Controls publication, 1999).

Suspect Mold

No visible mold was observed during the assessment. No odors or excessive dust were noted.

Conclusions and Recommendations

Based on Apex's limited assessment and the analytical results collected, it appears that the indoor air quality, as it relates to airborne fungi was within recommended guidelines on the day of the assessment. Due to the presence of *Stachybotrys*, additional testing may be considered for a higher level of confidence.

If you have any questions regarding this report or if we can assist you with any other matter, please contact the undersigned at (214) 350-5469.

Sincerely,
Apex TITAN, Inc.



Darren G. Bowden
Senior Program Manager
Texas Mold Assessment Consultant
Lic. No. MAC0321

Attachments: Analytical Results/Chain of Custody, Mold Services Definitions & Limitations

ATTACHMENT 1

Analytical Results/Chain of Custody



IAQ Mold Report

Summary

DSHS License No.: LAB0117

AIHA EMPAT ID: 102577

2051 Valley View Lane
Farmers Branch, TX 75234 Phone: (972) 241-8460

Client : Apex TITAN, Inc. - Dallas, TX

Lab Job No. 15F-07995

Project : Bolin, Suite 250

Report Date 06/25/2015 1:45 PM

Project # : Not Provided

Sample Date : Not Provided

Sample Type: Spore Trap, Non-cultured

Spore Trap Type: Zefon - Air-O-Cell

Test Method: Mold: ASTM D7391-09 - Standard Profile

Page 1 of 3

On 6/24/2015, four (4) samples were submitted by Darren Bowden of Apex TITAN, Inc. - Dallas, TX (located at 2351 W. NW Highway #3321, Dallas, TX 75220) for Spore Trap, Non-cultured mold analysis. This report consists of three sections; a summary section, a data detail section, and an analytical notes section.

Sample Number	Volume (liters)	Sample Description	Identification	Concentration spores/cubic meter
1	150	Secretary Office	Aspergillus / Penicillium	93 28%
			Basidiospores	73 22%
			Myxomycete / Rust / Smut	27 8%
			Hyphal / Spore Fragments	20 6%
			Cladosporium	20 6%
			Ascospores	20 6%
			Stachybotrys	13 4%
			Pithomyces	13 4%
			Epicoccum	13 4%
			Nigrospora	7 2%
			Coprinus group	7 2%
			Drechslera / Bipolaris group	7 2%
			Curvularia	7 2%
			Alternaria	7 2%
			Total:	327 100%
2	150	Counselor Office	Aspergillus / Penicillium	67 25%
			Hyphal / Spore Fragments	60 22%
			Basidiospores	33 12%
			Cladosporium	27 10%
			Coprinus group	20 7%
			Myxomycete / Rust / Smut	20 7%
			Torula	13 5%
			Pithomyces	13 5%
			Alternaria	13 5%
			Curvularia	7 3%
			Total:	273 100%



IAQ Mold Report

Summary

DSHS License No.: LAB0117

AIHA EMPAT ID: 102577

2051 Valley View Lane
Farmers Branch, TX 75234 Phone: (972) 241-8460

Client : Apex TITAN, Inc. - Dallas, TX

Lab Job No. 15F-07995

Project : Bolin, Suite 250

Report Date 06/25/2015 1:45 PM

Project # : Not Provided

Sample Date : Not Provided

Sample Type: Spore Trap, Non-cultured

Spore Trap Type: Zefon - Air-O-Cell

Test Method: Mold: ASTM D7391-09 - Standard Profile

Page 2 of 3

On 6/24/2015, four (4) samples were submitted by Darren Bowden of Apex TITAN, Inc. - Dallas, TX (located at 2351 W. NW Highway #3321, Dallas, TX 75220) for Spore Trap, Non-cultured mold analysis. This report consists of three sections; a summary section, a data detail section, and an analytical notes section.

Sample Number	Volume (liters)	Sample Description	Identification	Concentration spores/cubic meter
3	75	Outside * See Analytical Notes report for further details	Basidiospores Cladosporium Ascospores Myxomycete / Rust / Smut Hyphal / Spore Fragments Coprinus group Cercospora Alternaria Agaricales group Aspergillus / Penicillium Fusarium Pyricularia Ganoderma Drechslera / Bipolaris group Periconia Paecilomyces Curvularia Pithomyces Nigrospora Oidium Epicoccum Asteromyces Total:	6285 44% 5550 39% 453 3% 333 2% 253 2% 213 2% 187 1% 147 1% 133 <1% 133 <1% 107 <1% 80 <1% 53 <1% 53 <1% 53 <1% 40 <1% 40 <1% 27 <1% 13 <1% 13 <1% 13 <1% 13 <1%



IAQ Mold Report

Summary

DSHS License No.: LAB0117

AIHA EMPAT ID: 102577

2051 Valley View Lane
Farmers Branch, TX 75234 Phone: (972) 241-8460

Client : Apex TITAN, Inc. - Dallas, TX

Lab Job No. 15F-07995

Project : Bolin, Suite 250

Report Date 06/25/2015 1:45 PM

Project # : Not Provided

Sample Date : Not Provided

Sample Type: Spore Trap, Non-cultured

Spore Trap Type: Zefon - Air-O-Cell

Test Method: Mold: ASTM D7391-09 - Standard Profile

Page 3 of 3

On 6/24/2015, four (4) samples were submitted by Darren Bowden of Apex TITAN, Inc. - Dallas, TX (located at 2351 W. NW Highway #3321, Dallas, TX 75220) for Spore Trap, Non-cultured mold analysis. This report consists of three sections; a summary section, a data detail section, and an analytical notes section.

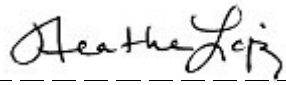
Sample Number	Volume (liters)	Sample Description	Identification	Concentration spores/cubic meter
4	75	Outside * See Analytical Notes report for further details	Basidiospores Cladosporium Ascospores Coprinus group Paecilomyces Alternaria Fusarium Cercospora Pyricularia Agaricales group Myxomycete / Rust / Smut Curvularia Torula Periconia Hyphal / Spore Fragments Ganoderma Asteromyces Nigrospora Aspergillus / Penicillium Pithomyces Total:	6934 57% 3093 25% 533 4% 453 4% 160 1% 160 1% 147 1% 107 <1% 107 <1% 93 <1% 93 <1% 53 <1% 40 <1% 40 <1% 40 <1% 27 <1% 27 <1% 13 <1% 13 <1% 13 <1% 12146 100%

Results may not be reported except in full. Data contained in this test report relates only to the samples tested. This report does not express or imply interpretation of the results contained herein. Interpretation should be made by a qualified professional.


Moody Labs assumes no responsibility for the manner in which these samples were collected or handled prior to being received at this laboratory. Moody Labs assumes no responsibility for the qualifications of personnel performing sampling and/or interpretations of this data.

Analyst(s): Rebecca Lutz

Lab Manager : Heather Lopez

Approved Signatory : 

Lab Director : Bruce Crabb

Approved Signatory : 

Thank you for choosing Moody Labs



IAQ Mold Report

Data Detail

DSHS License No.: LAB0117

AIHA EMPAT ID: 102577

2051 Valley View Lane
Farmers Branch, TX 75234 Phone: (972) 241-8460

Client : Apex TITAN, Inc. - Dallas, TX

Lab Job No. : 15F-07995

Project : Bolin, Suite 250

Report Date : 06/25/2015 1:45 PM

Project # : Not Provided

Sample Date : Not Provided

Sample Type: Spore Trap, Non-cultured

Spore Trap Type: Zefon - Air-O-Cell

Test Method: Mold: ASTM D7391-09 - Standard Profile

Page 1 of 2

This report consists of three sections; a summary section, a data detail section, and an analytical notes section. Results may not be reported except in full.

Sample ID:	1				2				3			
Location:	Secretary Office				Counselor Office				Outside			
Media Expires On:	Mar 2016				Mar 2016				Mar 2016			
Notes Included:									See Analytical Notes			
Volume:	150				150				75			
	raw ct.	MDL	spores/m ³		raw ct.	MDL	spores/m ³		raw ct.	MDL	spores/m ³	
Agaricales group									10	13.33	133	<1%
Alternaria	1	6.67	7	2%	2	6.67	13	5%	11	13.33	147	1%
Ascospores	3	6.67	20	6%					34	13.33	453	3%
Aspergillus / Penicillium	14	6.67	93	28%	10	6.67	67	25%	10	13.33	133	<1%
Asteromyces									1	13.33	13	<1%
Basidiospores	11	6.67	73	22%	5	6.67	33	12%	110	57.14	6285	44%
Cercospora									14	13.33	187	1%
Chaetomium												
Cladosporium	3	6.67	20	6%	4	6.67	27	10%	111	50.00	5550	39%
Coprinus group	1	6.67	7	2%	3	6.67	20	7%	16	13.33	213	2%
Curvularia	1	6.67	7	2%	1	6.67	7	3%	3	13.33	40	<1%
Drechslera / Bipolaris group	1	6.67	7	2%					4	13.33	53	<1%
Epicoccum	2	6.67	13	4%					1	13.33	13	<1%
Fusarium									8	13.33	107	<1%
Ganoderma									4	13.33	53	<1%
Hyphal / Spore Fragments	3	6.67	20	6%	9	6.67	60	22%	19	13.33	253	2%
Memnoniella												
Myxomycete / Rust / Smut	4	6.67	27	8%	3	6.67	20	7%	25	13.33	333	2%
Nigrospora	1	6.67	7	2%					1	13.33	13	<1%
Oidium									1	13.33	13	<1%
Paecilomyces									3	13.33	40	<1%
Periconia									4	13.33	53	<1%
Pithomyces	2	6.67	13	4%	2	6.67	13	5%	2	13.33	27	<1%
Pyricularia									6	13.33	80	<1%
Stachybotrys	2	6.67	13	4%								
Torula					2	6.67	13	5%				
TOTALS	49		327	100%	41		273	100%	398		14192	100%
Analyst	Rebecca Lutz				Rebecca Lutz				Rebecca Lutz			
Analysis Date	6/25/2015				6/25/2015				6/25/2015			
Debris Rating	4				4				4			
Debris Composition												
Fibers	3/5				2/5				2/5			
Inorganic/Other	4/5				4/5				4/5			
Insect Parts	0/5				1/5				0/5			
Pollen	1/5				1/5				1/5			
Skin/Dander	4/5				4/5				1/5			



IAQ Mold Report

Data Detail

DSHS License No.: LAB0117

AIHA EMPAT ID: 102577

2051 Valley View Lane
Farmers Branch, TX 75234 Phone: (972) 241-8460

Client : Apex TITAN, Inc. - Dallas, TX

Lab Job No. : 15F-07995

Project : Bolin, Suite 250

Report Date : 06/25/2015 1:45 PM

Project # : Not Provided

Sample Date : Not Provided

Sample Type: Spore Trap, Non-cultured

Spore Trap Type: Zefon - Air-O-Cell

Test Method: Mold: ASTM D7391-09 - Standard Profile

Page 2 of 2

This report consists of three sections; a summary section, a data detail section, and an analytical notes section. Results may not be reported except in full.

Sample ID:	4													
Location:	Outside													
Media Expires On:	Mar 2016													
Notes Included:	See Analytical Notes													
Volume:	75													
	raw ct.	MDL	spores/m ³	%										
Agaricales group	7	13.33	93	<1%										
Alternaria	12	13.33	160	1%										
Ascospores	40	13.33	533	4%										
Aspergillus / Penicillium	1	13.33	13	<1%										
Asteromyces	2	13.33	27	<1%										
Basidiospores	104	66.67	6934	57%										
Cercospora	8	13.33	107	<1%										
Chaetomium														
Cladosporium	232	13.33	3093	25%										
Coprinus group	34	13.33	453	4%										
Curvularia	4	13.33	53	<1%										
Drechslera / Bipolaris group														
Epicoccum														
Fusarium	11	13.33	147	1%										
Ganoderma	2	13.33	27	<1%										
Hyphal / Spore Fragments	3	13.33	40	<1%										
Memnoniella														
Myxomycete / Rust / Smut	7	13.33	93	<1%										
Nigrospora	1	13.33	13	<1%										
Oidium														
Paecilomyces	12	13.33	160	1%										
Periconia	3	13.33	40	<1%										
Pithomyces	1	13.33	13	<1%										
Pyricularia	8	13.33	107	<1%										
Stachybotrys														
Torula	3	13.33	40	<1%										
TOTALS	495		12146	100%										
Analyst	Rebecca Lutz													
Analysis Date	6/25/2015													
Debris Rating	3													
Debris Composition														
Fibers	2/5													
Inorganic/Other	3/5													
Insect Parts	0/5													
Pollen	1/5													
Skin/Dander	2/5													



IAQ Mold Report

Analytical Notes

DSHS License No.: LAB0117

AIHA EMPAT ID: 102577

2051 Valley View Lane

Farmers Branch, TX 75234 Phone: (972) 241-8460

Client : Apex TITAN, Inc. - Dallas, TX

Lab Job No. : 15F-07995

Project : Bolin, Suite 250

Report Date : 06/25/2015 1:45 PM

Project # : Not Provided

Sample Date : Not Provided

Sample Type: Spore Trap, Non-cultured

Spore Trap Type: Zefon - Air-O-Cell

Test Method: Mold: ASTM D7391-09 - Standard Profile

Page 1 of 3

This report consists of three sections; a summary section, a data detail section, and an analytical notes section. Results may not be reported except in full.

Samples Analyzed

Sample No 3 : Outside

Notes: Due to a high presence of Basidiospores, the Minimum Detection Limit is 57 spores / cubic meter for this fungal group. When comparing results to other samples, use calculated results, not raw numbers. Due to a high presence of Cladosporium, the Minimum Detection Limit is 50 spores / cubic meter for this fungal group. When comparing results to other samples, use calculated results, not raw numbers.

Sample No 4 : Outside

Notes: Due to a high presence of Basidiospores, the Minimum Detection Limit is 67 spores / cubic meter for this fungal group. When comparing results to other samples, use calculated results, not raw numbers.

Field Blanks

No discernable field blanks were submitted with this set of samples.

NOTE: All remaining samples suitable for analysis.



IAQ Mold Report

Analytical Notes

DSHS License No.: LAB0117

AIHA EMPAT ID: 102577

2051 Valley View Lane

Farmers Branch, TX 75234 Phone: (972) 241-8460

Client : Apex TITAN, Inc. - Dallas, TX

Lab Job No. : 15F-07995

Project : Bolin, Suite 250

Report Date : 06/25/2015 1:45 PM

Project # : Not Provided

Sample Date : Not Provided

Sample Type: Spore Trap, Non-cultured

Spore Trap Type: Zefon - Air-O-Cell

Test Method: Mold: ASTM D7391-09 - Standard Profile

Page 2 of 3

This report consists of three sections; a summary section, a data detail section, and an analytical notes section. Results may not be reported except in full.

Methods

Method: ASTM D7391-09: Categorization and Quantification of Airborne Fungal Structures in an Inertial Impaction Sample by Optical Microscopy.

Calculation: Spores/cubic meter = (Raw spore count)*(MDL)

Note: MDL (Minimum Detection Limit) is calculated based upon 1 raw spore count.

Moody Labs recommends two significant figures for calculated values based on ASTM D7391-09.

This report must not be used by the customer to claim product certification, approval, or endorsement by AIHA, ISO, or any agency of the Federal Government.

Debris Rating Key

0 - No linear trace detected

1 - Trace particulate/debris

2 - Light particulate/debris

3 - Moderate particulate/debris.

4 - Substantial particulate/debris

5 - Extensive particulate/debris

6 - Field blank

10 - Hold Sample

NOTE: Particulate/debris defined as skin, fibers, pollen grains, insect parts, and/or other non-fungal particles



IAQ Mold Report

Analytical Notes

DSHS License No.: LAB0117

AIHA EMPAT ID: 102577

2051 Valley View Lane

Farmers Branch, TX 75234 Phone: (972) 241-8460

Client : Apex TITAN, Inc. - Dallas, TX

Lab Job No. : 15F-07995

Project : Bolin, Suite 250

Report Date : 06/25/2015 1:45 PM

Project # : Not Provided

Sample Date : Not Provided

Sample Type: Spore Trap, Non-cultured

Spore Trap Type: Zefon - Air-O-Cell

Test Method: Mold: ASTM D7391-09 - Standard Profile

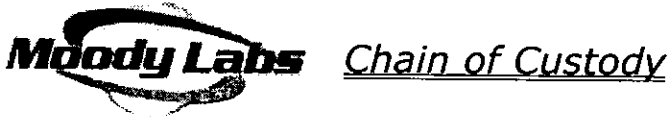
Page 3 of 3

This report consists of three sections; a summary section, a data detail section, and an analytical notes section. Results may not be reported except in full.



LAB # 102577





Lab Job # 15F-07995 AOC 4
 Lab Job # _____
 Lab Job # _____

Please call in advance for immediate, after-hour, & weekend pricing & availability.

Page 1 of 4

ASBESTOS PLM

Bulk Immediate 1 day 2 day 3 day 5 day
 Analyze All Positive Stop

PCM Air (7400)

Immediate 1 day 2 day 3 day 5 day

TOTAL DUST (0500/0600)

1 day 2 day

ASBESTOS TEM

Air AHERA Method 6 hr 12 hr 24 hr
 Air 7402 (Modified) 1 day 2 day 3 day
 Bulk 1 day 2 day 3 day 5 day
 Water/Wipe/Micro Vac 1 day 2 day 3 day
 Analyze Blanks Yes No

MOLD

Direct Exam Immediate 1 day 2 day
 Standard Air Immediate 1 day 2 day
 Expanded Air Immediate 1 day 2 day
 Culture** 10-14 days
 Analyze Blanks Yes No

Turnaround of Culture Samples subject to Culture Growth

BACTERIA**

Colony Counts (CC) 3 day 5 day
 CC + Gram Stain 3 day 5 day
 Coliform & E. coli (P/A) 2-3 day
 Legionella 14 days

OTHER: _____

Billing Company / City: Apex Title # of Samples: 4
 Submitter's Company: Apex Title Sample Date: _____
 Submitter's Name: D. Bowler Project #: _____
 Project: Bolin - Suite 250 Phone #: _____
 Contact Information: Name: _____ Mobile #: _____
 E-mail Results to: _____ Fax #: _____
 Invoice Address: _____ P.O. #: _____

Please review paperwork and samples before submitting to lab. Unsealed / improperly packaged / damaged / expired samples or excessive administrative requests may incur additional fees

Sample #	Sample Description	Vol. / Area (if applicable)	Location / Notes
1	Secretary Office	150 L	21st
2	Counselor Office	150 L	
3	outside	75 L	↓
4	outside	75 L	↓

Released By: [Signature] Date / Time: _____ Received By: [Signature] Date / Time: 6/24/15 2:30 pm
 Released By: _____ Date / Time: _____ Received By: _____ Date / Time: _____

ATTACHMENT 2

Mold Services Definitions & Limitations/Standard of Care and Reliance



Mold Services Definitions & Limitations

“Mold” defined. Mold is a general term used to describe various types of singled-celled naturally occurring biological organisms occurring worldwide. For purposes of this report the term “mold” is broadly defined to include any living or dead fungi or related products or parts, including spores, hyphae, and mycotoxins.

Limited Scope of Mold Assessment. The scope of Apex’s mold assessment services as reflected in the Proposal and this report are limited in that (i) they were physically limited to certain portions of the building structure (e.g., the Client identified Investigation Areas); and (ii) limited by accessibility to building materials or components within the Investigation Area(s). In contrast to a Limited Assessment” is a comprehensive assessment, which involves destructive sampling methods and the scope of the assessment typically extending to the entire building structure.

Time sensitive. Mold assessments are essentially a “*snap shot in time,*” and the results are only relevant at the time of site reconnaissance. Because mold, when biologically active, is a living organism, its presence is influenced and controlled by environmental conditions. Mold assessments, therefore, are “time sensitive” in that the presence and concentration of mold and similar organisms in building structures or in the air is directly influenced by environmental conditions (such as humidity, moisture, nutrients and substrates), whether natural or caused by man, which conditions may vary significantly over relatively short periods of time.

Methodologies. Currently, mold assessment methodologies and protocols are governed by persuasive guidelines (rather than promulgated federal/state or local regulations). Presently, there is no data that supports a threshold limit or dose-response relationship for exposure to mold aeroallergens, individual pathogens, opportunistic pathogens and/or mycotoxins. The Occupational Safety and Health Administration (OSHA), the National Institute of Occupational Safety and Health (NIOSH) and other non-governmental associations, have not yet established permissible exposure limits (PELs), recommended exposure limits (RELs), or other limit values for aeroallergens. Because no limit values presently exist, Apex will not and cannot represent that the site contains no harmful microbes, mold, fungi, or their metabolites, or other latent conditions beyond those identified by the limited scope of this mold assessment.

Findings limited. Findings from a limited mold assessment are limited because of the nature of the information obtained (e.g., visual reconnaissance of readily accessible areas of building structures, interview information, anecdotal information, and limited sampling data derived from one or more specific sampling events). Apex cannot warrant the accuracy of prior or subsequent information/data, reports and services performed by other firms at the Site. Apex assumes no responsibility or liability for errors in information or data provided by or through the client or third party sources. Apex’s services are not to be construed as legal or medical interpretation or advice.

Moisture Intrusion Limitation. Apex performs mold assessment services and is not a moisture intrusion, HVAC, roofing, plumbing or building envelope specialist. However, during the course of conducting its mold assessment services, Apex will report observed areas of apparent moisture intrusion. Apex does not and will not investigate the cause or causes of such observed moisture intrusion. In the event apparent moisture intrusion is observed, Apex will recommend

that the client contact a specialist (i.e., plumbing contractor, building envelope specialist, HVAC contractor, water intrusion specialist, etc.) to assist the client in determining the specific cause or causes of the moisture intrusion and remedial options.

Standard of Care

Apex performed its Services in accordance with generally accepted practices of the profession undertaken in similar services at the same time and in the same geographical area. No other warranties, expressed or implied, apply to the Services hereunder or this report.

Reliance

Apex's proposal for this project, services and this report have been prepared on behalf of and for the exclusive use of Lewisville Independent School District solely for their use and reliance in assessing the presence of mold in the Investigation Areas of the site. Lewisville Independent School District is the only party to which Apex explained the risks and limitations of the services and was solely involved in shaping the scope of services. Accordingly, reliance on this report by any other party may involve assumptions leading to an unintended interpretation of findings and opinions. With the consent of the client, Apex may offer reliance to third parties or contract with other parties to develop findings and opinions related to such party's unique risk management concerns. Notwithstanding the foregoing, reliance by any and all third parties upon the proposal, the Services or this report shall be limited in the aggregate to all relying parties to the fair market value of the Services provided by Apex.