



Quarterly Investment Report

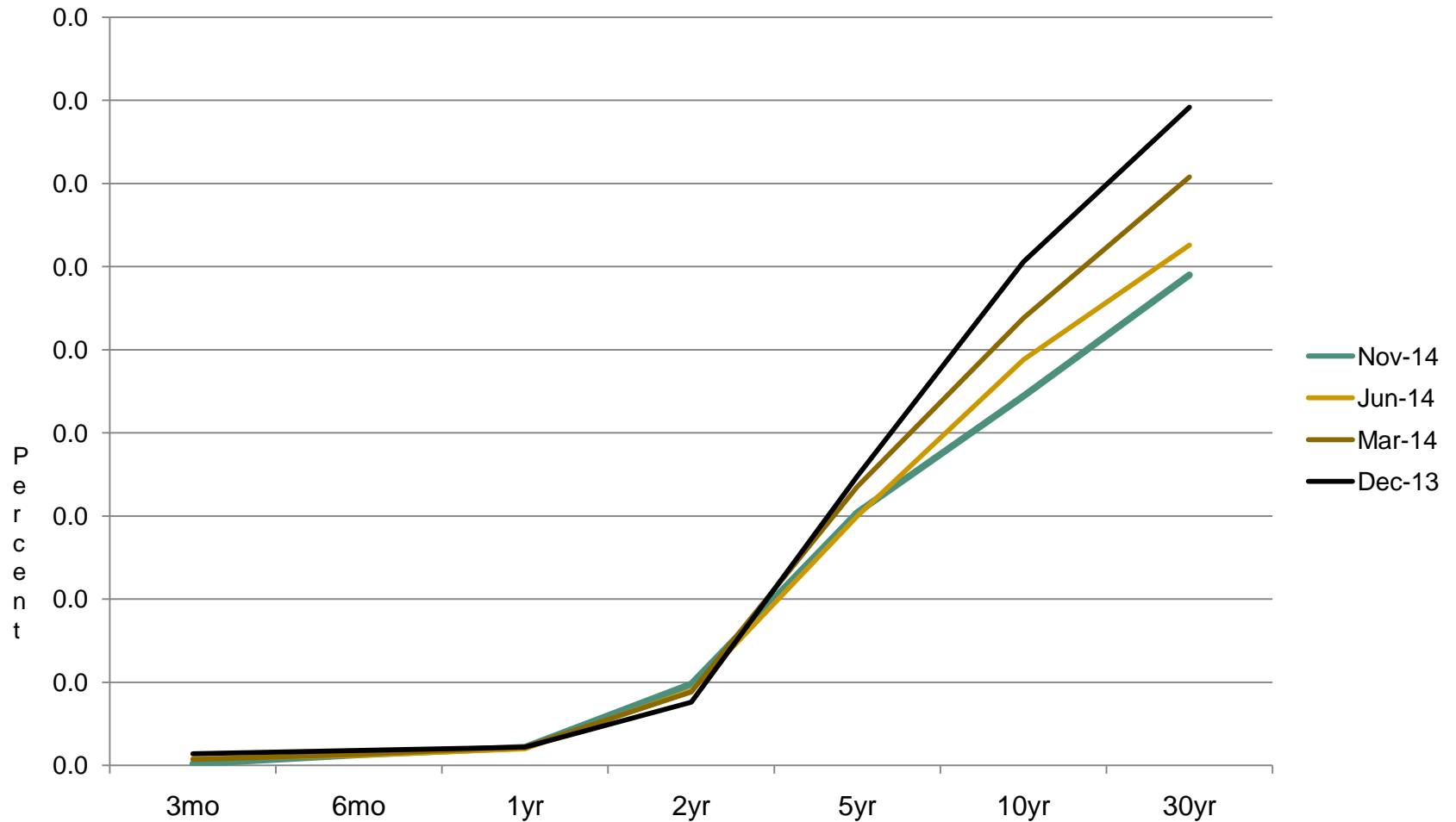
August 31, 2014 – November 30, 2014

PATTERSON & ASSOCIATES



INVESTMENT PROFESSIONALS

Rates Hover at Continuing Low Rates



End of Month Rates - Full Yield Curve - Fed Funds to 30yr

Lewisville Independent School District
 Monthly Investment Report
 September 1, 2014 – November 30, 2014

Portfolio Summary Management Report

| <u>LISD Operating Funds</u> | | | |
|--|----------------|---|----------------|
| <u>Portfolio as of 08/31/14:</u> | | <u>Portfolio as of 11/30/14:</u> | |
| Beginning Book Value | \$ 270,630,455 | Ending Book Value | \$ 334,920,421 |
| Beginning Market Value | \$ 270,635,767 | Ending Market Value | \$ 334,947,231 |
| | | Investment Income for the period | \$ 134,007 |
| | | Unrealized Gain/Loss | \$ 26,810 |
| WAM at Beginning Period Date ¹ | 135 days | WAM at Ending Period Date ¹ | 118 days |
| <i>(Increase in market value is due to bond proceeds the District received in the amount of \$103 million)</i> | | Change in Market Value ² | \$ 64,311,464 |
| Average Yield for the period ending 11/30/14 | | 0.169% | |
| Average Yield 180-Day Treasury Bill for period | | 0.050% | |

Karla Stastny, Senior Budget Accountant
 Lewisville ISD



Linda T. Patterson, Investment Advisor, LISD
Patterson & Associates

Theresa Maniscalco, Executive Director of Budget
 Lewisville ISD

Tanya Wilson, Accountant
 Lewisville ISD

Patterson & Associates has assisted in the preparation of this consolidated investment report, with additional input provided by Texpool and LISD.

¹ WAM – weighted average maturity

² “Change in Market Value” is required data, but will primarily reflect the receipt and expenditure of the District’s funds from month to month.



Lewisville ISD
 Portfolio Management
 Portfolio Summary
 November 30, 2014

Patterson & Associates
 901 S. MoPac
 Suite 195
 Austin, TX 78746

| Investments | Par Value | Market Value | Book Value | % of Portfolio | Term | Days to Maturity | YTM 365 Equiv. |
|---|-----------------------|-----------------------|-----------------------|----------------|------------|------------------|----------------|
| East West Bank MM | 40,030,565.20 | 40,030,565.20 | 40,030,565.20 | 11.95 | 1 | 1 | 0.150 |
| Federal Agency Coupon Securities | 44,500,000.00 | 44,594,251.50 | 44,561,829.67 | 13.31 | 869 | 683 | 0.604 |
| Municipal Bonds | 13,709,000.00 | 13,832,083.68 | 13,837,694.96 | 4.13 | 563 | 239 | 0.369 |
| TexPool | 195,271,179.36 | 195,271,179.36 | 195,271,179.36 | 58.30 | 1 | 1 | 0.029 |
| TexPool Prime | 7,693,526.24 | 7,693,526.24 | 7,693,526.24 | 2.30 | 1 | 1 | 0.071 |
| JPMorgan Chase Bank Accounts | 13,422,556.47 | 13,422,556.47 | 13,422,556.47 | 4.01 | 1 | 1 | 0.000 |
| Bank of Texas - Escrow Account | 27,228.06 | 27,228.06 | 27,228.06 | 0.01 | 1 | 1 | 0.010 |
| CD's - Interest Quarterly | 20,075,840.79 | 20,075,840.79 | 20,075,840.79 | 5.99 | 365 | 281 | 0.400 |
| Investments | 334,729,896.12 | 334,947,231.30 | 334,920,420.75 | 100.00% | 161 | 118 | 0.156 |
| Cash and Accrued Interest | | | | | | | |
| Accrued Interest at Purchase | | 15,763.88 | 15,763.88 | | | | |
| Ending Accrued Interest | | 212,359.34 | 212,359.34 | | | | |
| Subtotal | | 228,123.22 | 228,123.22 | | | | |
| Total Cash and Investments Value | 334,729,896.12 | 335,175,354.52 | 335,148,543.97 | | 161 | 118 | 0.156 |

| Total Earnings | November 30 Month Ending | Fiscal Year To Date |
|----------------|--------------------------|---------------------|
| Current Year | 44,854.10 | 134,007.20 |

The following reports are submitted in accordance with the Public Funds Investment Act (Texas Gov't Code 2256). The reports also offer supplemental information not required by the Act in order to fully inform the governing body of the Lewisville Independent School District of the position and activity within the District's portfolio of investments. The reports include a management summary overview, a detailed inventory report for the end of the period, a transaction report, as well as graphic representations of the portfolio to provide full disclosure to the governing body.

Karla Stastny, Senior Budget Accountant



**Lewisville ISD
Summary by Type
November 30, 2014
Grouped by Fund**

Patterson & Associates
901 S. MoPac
Suite 195
Austin, TX 78746
-

| Security Type | Number of Investments | Par Value | Book Value | % of Portfolio | Average YTM 365 | Average Days to Maturity |
|-----------------------------------|--------------------------|----------------------|----------------------|-------------------|--------------------|-----------------------------|
| Fund: Capital Project #637 | | | | | | |
| TexPool Prime | 1 | 18,012.69 | 18,012.69 | 0.01 | 0.071 | 1 |
| TexPool | 1 | 97,645.61 | 97,645.61 | 0.03 | 0.029 | 1 |
| Subtotal | 2 | 115,658.30 | 115,658.30 | 0.04 | 0.035 | 1 |
| Fund: Capital Project #639 | | | | | | |
| TexPool Prime | 1 | 0.00 | 0.00 | 0.00 | 0.000 | 0 |
| TexPool | 1 | 0.00 | 0.00 | 0.00 | 0.000 | 0 |
| Subtotal | 2 | 0.00 | 0.00 | 0.00 | 0.000 | 0 |
| Fund: Capital Project #641 | | | | | | |
| TexPool | 1 | 193,157.77 | 193,157.77 | 0.06 | 0.029 | 1 |
| Subtotal | 1 | 193,157.77 | 193,157.77 | 0.06 | 0.029 | 1 |
| Fund: Capital Project #642 | | | | | | |
| TexPool | 1 | 520,233.96 | 520,233.96 | 0.16 | 0.029 | 1 |
| Subtotal | 1 | 520,233.96 | 520,233.96 | 0.16 | 0.029 | 1 |
| Fund: Capital Project #643 | | | | | | |
| TexPool | 1 | 3,521,455.65 | 3,521,455.65 | 1.05 | 0.029 | 1 |
| Subtotal | 1 | 3,521,455.65 | 3,521,455.65 | 1.05 | 0.029 | 1 |
| Fund: Capital Project #644 | | | | | | |
| TexPool | 1 | 1,057,437.04 | 1,057,437.04 | 0.32 | 0.029 | 1 |
| Subtotal | 1 | 1,057,437.04 | 1,057,437.04 | 0.32 | 0.029 | 1 |
| Fund: Capital Project #645 | | | | | | |
| TexPool | 1 | 11,605,250.06 | 11,605,250.06 | 3.47 | 0.029 | 1 |
| Subtotal | 1 | 11,605,250.06 | 11,605,250.06 | 3.47 | 0.029 | 1 |
| Fund: Capital Project #646 | | | | | | |

Lewisville ISD
Summary by Type
November 30, 2014
Grouped by Fund

| Security Type | Number of Investments | Par Value | Book Value | % of Portfolio | Average YTM 365 | Average Days to Maturity |
|---|-----------------------|----------------------|----------------------|----------------|-----------------|--------------------------|
| Fund: Capital Project #646 | | | | | | |
| East West Bank MM | 1 | 20,015,282.60 | 20,015,282.60 | 5.98 | 0.150 | 1 |
| TexPool | 1 | 3,451,585.18 | 3,451,585.18 | 1.03 | 0.029 | 1 |
| Subtotal | 2 | 23,466,867.78 | 23,466,867.78 | 7.01 | 0.132 | 1 |
| Fund: Capital Project #647 | | | | | | |
| TexPool | 1 | 84,424,928.93 | 84,424,928.93 | 25.21 | 0.029 | 1 |
| Subtotal | 1 | 84,424,928.93 | 84,424,928.93 | 25.21 | 0.029 | 1 |
| Fund: Debt Service | | | | | | |
| CD's - Interest Quarterly | 1 | 5,028,918.68 | 5,028,918.68 | 1.50 | 0.400 | 234 |
| JPMorgan Chase Bank Accounts | 1 | 21,328.75 | 21,328.75 | 0.01 | 0.000 | 1 |
| TexPool Prime | 1 | 1,099,074.22 | 1,099,074.22 | 0.33 | 0.071 | 1 |
| TexPool | 1 | 20,419,933.73 | 20,419,933.73 | 6.10 | 0.029 | 1 |
| Subtotal | 4 | 26,569,255.38 | 26,569,255.38 | 7.94 | 0.101 | 45 |
| Fund: Escrow Sinking Fund | | | | | | |
| Bank of Texas - Escrow Account | 1 | 27,228.06 | 27,228.06 | 0.01 | 0.010 | 1 |
| Federal Agency Coupon Securities | 3 | 3,000,000.00 | 2,999,671.99 | 0.90 | 0.986 | 1,560 |
| Subtotal | 4 | 3,027,228.06 | 3,026,900.05 | 0.91 | 0.977 | 1,546 |
| Fund: Jem Res-Sec 125 | | | | | | |
| JPMorgan Chase Bank Accounts | 1 | 204,696.12 | 204,696.12 | 0.06 | 0.000 | 1 |
| Subtotal | 1 | 204,696.12 | 204,696.12 | 0.06 | 0.000 | 1 |
| Fund: Maintenance & Operations | | | | | | |
| East West Bank MM | 1 | 20,015,282.60 | 20,015,282.60 | 5.98 | 0.150 | 1 |
| CD's - Interest Quarterly | 3 | 15,046,922.11 | 15,046,922.11 | 4.49 | 0.400 | 296 |
| Federal Agency Coupon Securities | 11 | 41,500,000.00 | 41,562,157.68 | 12.41 | 0.577 | 620 |
| Municipal Bonds | 9 | 13,709,000.00 | 13,837,694.96 | 4.13 | 0.369 | 239 |
| JPMorgan Chase Bank Accounts | 1 | 12,844,114.14 | 12,844,114.14 | 3.83 | 0.000 | 1 |
| TexPool Prime | 1 | 2,930,662.38 | 2,930,662.38 | 0.88 | 0.071 | 1 |
| TexPool | 1 | 65,913,020.45 | 65,913,020.45 | 19.68 | 0.029 | 1 |

Lewisville ISD
 Summary by Type
 November 30, 2014
 Grouped by Fund

| Security Type | Number of Investments | Par Value | Book Value | % of Portfolio | Average YTM 365 | Average Days to Maturity |
|---|--------------------------|-----------------------|-----------------------|-------------------|--------------------|-----------------------------|
| Subtotal | 27 | 171,959,001.68 | 172,149,854.32 | 51.40 | 0.233 | 195 |
| Fund: Worker's Compensation Fund | | | | | | |
| JPMorgan Chase Bank Accounts | 1 | 352,417.46 | 352,417.46 | 0.11 | 0.000 | 1 |
| TexPool Prime | 1 | 3,645,776.95 | 3,645,776.95 | 1.09 | 0.071 | 1 |
| TexPool | 1 | 4,066,530.98 | 4,066,530.98 | 1.21 | 0.029 | 1 |
| Subtotal | 3 | 8,064,725.39 | 8,064,725.39 | 2.41 | 0.047 | 1 |
| Total and Average | 51 | 334,729,896.12 | 334,920,420.75 | 100.00 | 0.156 | 118 |



Lewisville ISD Cash Reconciliation Report For the Period September 1, 2014 - November 30, 2014 Grouped by Fund

Patterson & Associates
901 S. MoPac
Suite 195
Austin, TX 78746
-

| Trans. Date | Investment # | Fund | Trans. Type | Security ID | Par Value | Security Description | Maturity Date | Purchases | Interest | Redemptions | Cash |
|-------------------------------------|--------------|------|-------------|-------------|--------------|----------------------------------|---------------|------------------|-----------------|--------------|-----------------|
| Debt Service | | | | | | | | | | | |
| 09/30/2014 | 204 | DS | Interest | 172571152A | 5,025,062.38 | EWB 5.0M 0.40% Mat. 07/23/2015 | 07/23/2015 | 0.00 | 3,856.30 | 0.00 | 3,856.30 |
| 09/30/2014 | 204 | DS | Interest | 172571152A | 5,025,062.38 | EWB 5.0M 0.40% Mat. 07/23/2015 | 07/23/2015 | -3,856.30 | 0.00 | 0.00 | -3,856.30 |
| Subtotal | | | | | | | | -3,856.30 | 3,856.30 | 0.00 | 0.00 |
| Escrow Sinking Fund | | | | | | | | | | | |
| 09/25/2014 | 194 | ESF | Interest | 3130A1A81 | 1,000,000.00 | FHLBS 1.0M 0.50% Mat. 03/25/2019 | 03/25/2019 | 0.00 | 2,500.00 | 0.00 | 2,500.00 |
| 11/08/2014 | 139 | ESF | Interest | 3136G02S9 | 1,000,000.00 | FNMAS 1.0M 0.63% Mat. 11/08/2018 | 11/08/2018 | 0.00 | 5,000.00 | 0.00 | 5,000.00 |
| Subtotal | | | | | | | | 0.00 | 7,500.00 | 0.00 | 7,500.00 |
| Maintenance & Operations | | | | | | | | | | | |
| 09/01/2014 | 177 | OPER | Interest | 186072QR8 | 1,065,000.00 | CLEVEC 1.1M 1.25% Mat. | 03/01/2015 | 0.00 | 6,656.25 | 0.00 | 6,656.25 |
| 09/02/2014 | 207 | OPER | Purchase | 3134G4N79 | 5,000,000.00 | FHLMCS 5.0M 0.50% Mat. | 12/19/2016 | -5,000,000.00 | -5,069.44 | 0.00 | -5,005,069.44 |
| 09/05/2014 | 208 | OPER | Purchase | 3135G0XH1 | 2,500,000.00 | FNMAC 2.5M 0.50% Mat. | 05/20/2016 | -2,499,125.00 | -3,645.83 | 0.00 | -2,502,770.83 |
| 09/05/2014 | 209 | OPER | Purchase | 3130A2UX2 | 2,500,000.00 | FHLB 2.5M 0.50% Mat. 08/15/2016 | 08/15/2016 | -2,494,643.28 | -694.44 | 0.00 | -2,495,337.72 |
| 09/05/2014 | 210 | OPER | Purchase | 3133EDQ96 | 2,500,000.00 | FFCB 2.5M 0.50% Mat. 07/11/2016 | 07/11/2016 | -2,499,032.95 | -1,875.00 | 0.00 | -2,500,907.95 |
| 09/10/2014 | 191 | OPER | Interest | 3137EACM9 | 3,000,000.00 | FHLMC 3.0M 1.75% Mat. 09/10/2015 | 09/10/2015 | 0.00 | 26,250.00 | 0.00 | 26,250.00 |
| 09/15/2014 | 183 | OPER | Interest | 63165TLQ6 | 4,000,000.00 | NCNY 4.0M 2.00% Mat. 09/15/2014 | 09/15/2014 | 0.00 | 60,888.89 | 0.00 | 60,888.89 |
| 09/15/2014 | 183 | OPER | Maturity | 63165TLQ6 | 4,000,000.00 | NCNY 4.0M 2.00% Mat. 09/15/2014 | 09/15/2014 | 0.00 | 0.00 | 4,000,000.00 | 4,000,000.00 |
| 09/20/2014 | 190 | OPER | Interest | 172275929 | 5,000,000.00 | EWB 5.0M 0.25% Mat. 09/20/2014 | 09/20/2014 | 0.00 | 2,776.61 | 0.00 | 2,776.61 |
| 09/20/2014 | 190 | OPER | Interest | 172275929 | 5,000,000.00 | EWB 5.0M 0.25% Mat. 09/20/2014 | 09/20/2014 | -2,776.61 | 0.00 | 0.00 | -2,776.61 |
| 09/20/2014 | 212 | OPER | Purchase | 172275929A | 5,006,168.15 | EWB 5.0M 0.40% Mat. 09/20/2015 | 09/20/2015 | -5,006,168.15 | 0.00 | 0.00 | -5,006,168.15 |
| 09/23/2014 | 211 | OPER | Purchase | 3130A2XD3 | 2,500,000.00 | FHLBC 2.5M 0.67% Mat. 09/23/2016 | 09/23/2016 | -2,498,513.03 | 0.00 | 0.00 | -2,498,513.03 |
| 09/30/2014 | 189 | OPER | Interest | 172535690 | 5,000,000.00 | EWB 5.0M 0.30% Mat. 11/28/2014 | 11/28/2014 | 0.00 | 3,786.08 | 0.00 | 3,786.08 |
| 09/30/2014 | 189 | OPER | Interest | 172535690 | 5,000,000.00 | EWB 5.0M 0.30% Mat. 11/28/2014 | 11/28/2014 | -3,786.08 | 0.00 | 0.00 | -3,786.08 |
| 09/30/2014 | 205 | OPER | Interest | 172311617A | 5,025,062.38 | EWB 5.0M 0.40% Mat. 07/23/2015 | 07/23/2015 | 0.00 | 3,856.30 | 0.00 | 3,856.30 |
| 09/30/2014 | 205 | OPER | Interest | 172311617A | 5,025,062.38 | EWB 5.0M 0.40% Mat. 07/23/2015 | 07/23/2015 | -3,856.30 | 0.00 | 0.00 | -3,856.30 |
| 09/30/2014 | 212 | OPER | Interest | 172275929A | 5,006,168.15 | EWB 5.0M 0.40% Mat. 09/20/2015 | 09/20/2015 | 0.00 | 603.52 | 0.00 | 603.52 |
| 09/30/2014 | 212 | OPER | Interest | 172275929A | 5,006,168.15 | EWB 5.0M 0.40% Mat. 09/20/2015 | 09/20/2015 | -603.52 | 0.00 | 0.00 | -603.52 |
| 10/15/2014 | 166 | OPER | Interest | 967244W67 | 3,000,000.00 | WICHKS 3.0M 0.50% Mat. | 10/15/2014 | 0.00 | 7,500.00 | 0.00 | 7,500.00 |
| 10/15/2014 | 187 | OPER | Interest | 967244X25 | 5,000,000.00 | WICHKS 5.0M 0.50% Mat. | 04/15/2015 | 0.00 | 16,944.44 | 0.00 | 16,944.44 |
| 10/15/2014 | 166 | OPER | Maturity | 967244W67 | 3,000,000.00 | WICHKS 3.0M 0.50% Mat. | 10/15/2014 | 0.00 | 0.00 | 3,000,000.00 | 3,000,000.00 |
| 10/15/2014 | 187 | OPER | Call | 967244X25 | 5,000,000.00 | 0.0M 0.50% | 04/15/2015 | 0.00 | 0.00 | 5,000,000.00 | 5,000,000.00 |
| 10/26/2014 | 192 | OPER | Interest | 31398A4M1 | 3,000,000.00 | FNMA 3.0M 1.63% Mat. 10/26/2015 | 10/26/2015 | 0.00 | 24,375.00 | 0.00 | 24,375.00 |
| 11/01/2014 | 179 | OPER | Interest | 981306ER0 | 2,135,000.00 | WORCMA 2.1M 4.00% Mat. | 11/01/2015 | 0.00 | 42,700.00 | 0.00 | 42,700.00 |
| 11/19/2014 | 195 | OPER | Interest | 3130A1UA4 | 3,000,000.00 | FHLBC 3.0M 0.35% Mat. 02/19/2016 | 02/19/2016 | 0.00 | 5,250.00 | 0.00 | 5,250.00 |
| 11/19/2014 | 195 | OPER | Call | 3130A1UA4 | 3,000,000.00 | 0.0M 0.35% | 02/19/2016 | 0.00 | 0.00 | 3,000,000.00 | 3,000,000.00 |
| 11/20/2014 | 208 | OPER | Interest | 3135G0XH1 | 2,500,000.00 | FNMAC 2.5M 0.50% Mat. | 05/20/2016 | 0.00 | 6,250.00 | 0.00 | 6,250.00 |
| 11/20/2014 | 208 | OPER | Call | 3135G0XH1 | 2,500,000.00 | 0.0M 0.50% | 05/20/2016 | 0.00 | 0.00 | 2,500,000.00 | 2,500,000.00 |

Portfolio LEWI
AP

Lewisville ISD

Cash Reconciliation Report

For the Period September 1, 2014 - November 30, 2014

| Trans. Date | Investment # | Fund | Trans. Type | Security ID | Par Value | Security Description | Maturity Date | Purchases | Interest | Redemptions | Cash |
|-------------------------------------|--------------|------|-------------|-------------|--------------|--------------------------------|---------------|-----------------------|-------------------|----------------------|----------------------|
| Maintenance & Operations | | | | | | | | | | | |
| 11/28/2014 | 189 | OPER | Interest | 172535690 | 5,000,000.00 | EWB 5.0M 0.30% Mat. 11/28/2014 | 11/28/2014 | 0.00 | 2,388.34 | 0.00 | 2,388.34 |
| 11/28/2014 | 189 | OPER | Interest | 172535690 | 5,000,000.00 | EWB 5.0M 0.30% Mat. 11/28/2014 | 11/28/2014 | -2,388.34 | 0.00 | 0.00 | -2,388.34 |
| 11/28/2014 | 215 | OPER | Purchase | 172535690A | 5,011,231.76 | EWB 5.0M 0.40% Mat. 11/28/2015 | 11/28/2015 | -5,011,231.76 | 0.00 | 0.00 | -5,011,231.76 |
| Subtotal | | | | | | | | -25,022,125.02 | 198,940.72 | 17,500,000.00 | -7,323,184.30 |
| Total | | | | | | | | -25,025,981.32 | 210,297.02 | 17,500,000.00 | -7,315,684.30 |



**Lewisville ISD
Purchases Report
Sorted by Fund - Fund
September 1, 2014 - November 30, 2014**

Patterson & Associates
901 S. MoPac
Suite 195
Austin, TX 78746
-

| CUSIP | Investment # | Fund | Sec. Type | Issuer | Original Par Value | Purchase Date | Payment Periods | Principal Purchased | Accrued Interest at Purchase | Rate at Purchase | Maturity Date | YTM | Ending Book Value |
|-------------------------------------|--------------|--------|-----------|------------------------|-----------------------|---------------|--------------------|-----------------------|------------------------------|------------------|---------------|-------|-----------------------|
| Capital Project #647 | | | | | | | | | | | | | |
| 999999993 | 213 | CP0647 | RRP | TXPOOL | 103,140,000.00 | 10/01/2014 | / - Monthly | 103,140,000.00 | | 0.027 | | 0.088 | 84,424,928.93 |
| | | | | Subtotal | 103,140,000.00 | | | 103,140,000.00 | 0.00 | | | | 84,424,928.93 |
| Maintenance & Operations | | | | | | | | | | | | | |
| 3134G4N79 | 207 | OPER | FAC | FHLMCS | 5,000,000.00 | 09/02/2014 | 12/19 - 06/19 | 5,000,000.00 | 5,069.44 | 0.500 | 12/19/2016 | 0.500 | 5,000,000.00 |
| 3133EDQ96 | 210 | OPER | FAC | FFCB | 2,500,000.00 | 09/05/2014 | 01/11 - 07/11 | 2,499,032.95 | 1,875.00 | 0.500 | 07/11/2016 | 0.521 | 2,499,157.82 |
| 3130A2UX2 | 209 | OPER | FAC | FHLB | 2,500,000.00 | 09/05/2014 | 02/15 - 08/15 | 2,494,643.28 | 694.44 | 0.500 | 08/15/2016 | 0.611 | 2,495,301.39 |
| 3135G0XH1 | 208 | OPER | FAC | FNMAC | 2,500,000.00 | 09/05/2014 | 11/20 - Final Pmt. | 2,499,125.00 | Received | 0.500 | 05/20/2016 | 0.521 | 0.00 |
| 172275929A | 212 | OPER | RR5 | EWB | 5,006,168.15 | 09/20/2014 | / - Quarterly | 5,006,168.15 | | 0.400 | 09/20/2015 | 0.400 | 5,006,771.67 |
| 3130A2XD3 | 211 | OPER | FAC | FHLBC | 2,500,000.00 | 09/23/2014 | 03/23 - 09/23 | 2,498,513.03 | | 0.670 | 09/23/2016 | 0.700 | 2,499,636.52 |
| 172535690A | 215 | OPER | RR5 | EWB | 5,011,231.76 | 11/28/2014 | / - Quarterly | 5,011,231.76 | | 0.400 | 11/28/2015 | 0.400 | 5,011,231.76 |
| | | | | Subtotal | 25,017,399.91 | | | 25,008,714.17 | 7,638.88 | | | | 22,512,099.16 |
| | | | | Total Purchases | 128,157,399.91 | | | 128,148,714.17 | 7,638.88 | | | | 106,937,028.09 |

Received = Accrued Interest at Purchase was received by report ending date.



**Lewisville ISD
Maturity Report
Sorted by Maturity Date**

Patterson & Associates
901 S. MoPac
Suite 195
Austin, TX 78746
-

Amounts due during September 1, 2014 - November 30, 2014

| CUSIP | Investment # | Fund | Sec. Type | Issuer | Par Value | Maturity Date | Purchase Date | Rate at Maturity | Book Value at Maturity | Interest | Maturity Proceeds | Net Income |
|-------------------------|--------------|------|--------------|--------|----------------------|------------------|------------------|---------------------|---------------------------|------------------|----------------------|------------------|
| 63165TLQ6 | 183 | OPER | MC1 | NCNY | 4,000,000.00 | 09/15/2014 | 12/11/2013 | 2.000 | 4,000,000.00 | 60,888.89 | 4,060,888.89 | 60,888.89 |
| 172275929 | 190 | OPER | RR5 | EWB | 5,003,391.54 | 09/20/2014 | 03/24/2014 | 0.250 | 5,003,391.54 | 0.00 | 5,003,391.54 | 0.00 |
| 967244W67 | 166 | OPER | MC1 | WICKS | 3,000,000.00 | 10/15/2014 | 08/15/2013 | 0.500 | 3,000,000.00 | 7,500.00 | 3,007,500.00 | 7,500.00 |
| 172535690 | 189 | OPER | RR5 | EWB | 5,008,843.42 | 11/28/2014 | 02/28/2014 | 0.300 | 5,008,843.42 | 0.00 | 5,008,843.42 | 0.00 |
| Total Maturities | | | | | 17,012,234.96 | | | | 17,012,234.96 | 68,388.89 | 17,080,623.85 | 68,388.89 |



**Lewisville ISD
Sales/Call Report
Sorted by Maturity Date - Fund
September 1, 2014 - November 30, 2014**

Patterson & Associates
901 S. MoPac
Suite 195
Austin, TX 78746
-

| CUSIP | Investment # | Fund | Issuer Sec. Type | Purchase Date | Redem. Date Matur. Date | Par Value | Rate at Redem. | Book Value at Redem. | Redemption Principal | Redemption Interest | Total Amount | Net Income |
|--------------------|--------------|------|---------------------|------------------|----------------------------|----------------------|-------------------|-------------------------|-------------------------|------------------------|----------------------|------------------|
| 04/15/2015 | | | | | | | | | | | | |
| 967244X25 | 187 | OPER | WICHKS MC1 | 02/11/2014 | 10/15/2014 04/15/2015 | 5,000,000.00 | 0.500 | 5,000,000.00 | 5,000,000.00 | 16,944.44 | 5,016,944.44 Call | 16,944.44 |
| Subtotal | | | | | | 5,000,000.00 | | 5,000,000.00 | 5,000,000.00 | 16,944.44 | 5,016,944.44 | 16,944.44 |
| 02/19/2016 | | | | | | | | | | | | |
| 3130A1UA4 | 195 | OPER | FHLBC FAC | 05/19/2014 | 11/19/2014 02/19/2016 | 3,000,000.00 | 0.350 | 3,000,000.00 | 3,000,000.00 | 5,250.00 | 3,005,250.00 Call | 5,250.00 |
| Subtotal | | | | | | 3,000,000.00 | | 3,000,000.00 | 3,000,000.00 | 5,250.00 | 3,005,250.00 | 5,250.00 |
| 05/20/2016 | | | | | | | | | | | | |
| 3135G0XH1 | 208 | OPER | FNMAC FAC | 09/05/2014 | 11/20/2014 05/20/2016 | 2,500,000.00 | 0.500 | 2,500,000.00 | 2,500,000.00 | 6,250.00 | 2,506,250.00 Call | 6,250.00 |
| Subtotal | | | | | | 2,500,000.00 | | 2,500,000.00 | 2,500,000.00 | 6,250.00 | 2,506,250.00 | 6,250.00 |
| Total Sales | | | | | | 10,500,000.00 | | 10,500,000.00 | 10,500,000.00 | 28,444.44 | 10,528,444.44 | 28,444.44 |



Lewisville ISD
Interest Earnings
Sorted by Fund - Fund
September 1, 2014 - November 30, 2014
Yield on Average Book Value

Patterson & Associates
 901 S. MoPac
 Suite 195
 Austin, TX 78746
 -

| CUSIP | Investment # | Fund | Security Type | Ending Par Value | Beginning Book Value | Average Book Value | Maturity Date | Current Annualized Rate | Yield | Adjusted Interest Earnings | | |
|-----------------------------------|--------------|--------|-----------------|----------------------|----------------------|----------------------|---------------|-------------------------|--------------|----------------------------|-------------------------|----------------------------|
| | | | | | | | | | | Interest Earned | Amortization/ Accretion | Adjusted Interest Earnings |
| Fund: Capital Project #637 | | | | | | | | | | | | |
| 999999993 | 73 | CP0637 | RRP | 97,645.61 | 97,638.38 | 97,641.06 | | 0.029 | 0.030 | 7.23 | 0.00 | 7.23 |
| 999999994 | 78 | CP0637 | RR2 | 18,012.69 | 18,009.76 | 18,010.72 | | 0.071 | 0.065 | 2.93 | 0.00 | 2.93 |
| | | | Subtotal | 115,658.30 | 115,648.14 | 115,651.77 | | | 0.035 | 10.16 | 0.00 | 10.16 |
| Fund: Capital Project #639 | | | | | | | | | | | | |
| 999999993 | 86 | CP0639 | RRP | 0.00 | 7,298.32 | 4,812.18 | | | 0.025 | 0.30 | 0.00 | 0.30 |
| | | | Subtotal | 0.00 | 7,298.32 | 4,812.18 | | | 0.025 | 0.30 | 0.00 | 0.30 |
| Fund: Capital Project #641 | | | | | | | | | | | | |
| 999999993 | 102 | CP0641 | RRP | 193,157.77 | 302,173.61 | 275,010.98 | | 0.029 | 0.027 | 18.41 | 0.00 | 18.41 |
| | | | Subtotal | 193,157.77 | 302,173.61 | 275,010.98 | | | 0.027 | 18.41 | 0.00 | 18.41 |
| Fund: Capital Project #642 | | | | | | | | | | | | |
| 999999993 | 117 | CP0642 | RRP | 520,233.96 | 546,073.72 | 541,074.57 | | 0.029 | 0.029 | 39.47 | 0.00 | 39.47 |
| | | | Subtotal | 520,233.96 | 546,073.72 | 541,074.57 | | | 0.029 | 39.47 | 0.00 | 39.47 |
| Fund: Capital Project #643 | | | | | | | | | | | | |
| 999999993 | 124 | CP0643 | RRP | 3,521,455.65 | 3,955,858.60 | 3,828,155.62 | | 0.029 | 0.029 | 275.20 | 0.00 | 275.20 |
| | | | Subtotal | 3,521,455.65 | 3,955,858.60 | 3,828,155.62 | | | 0.029 | 275.20 | 0.00 | 275.20 |
| Fund: Capital Project #644 | | | | | | | | | | | | |
| 999999993 | 143 | CP0644 | RRP | 1,057,437.04 | 1,374,771.81 | 1,334,371.70 | | 0.029 | 0.029 | 94.86 | 0.00 | 94.86 |
| | | | Subtotal | 1,057,437.04 | 1,374,771.81 | 1,334,371.70 | | | 0.029 | 94.86 | 0.00 | 94.86 |
| Fund: Capital Project #645 | | | | | | | | | | | | |
| 999999993 | 152 | CP0645 | RRP | 11,605,250.06 | 21,044,724.92 | 16,601,370.57 | | 0.029 | 0.024 | 1,009.43 | 0.00 | 1,009.43 |
| | | | Subtotal | 11,605,250.06 | 21,044,724.92 | 16,601,370.57 | | | 0.024 | 1,009.43 | 0.00 | 1,009.43 |

Lewisville ISD
Interest Earnings
September 1, 2014 - November 30, 2014

| CUSIP | Investment # | Fund | Security Type | Ending Par Value | Beginning Book Value | Average Book Value | Maturity Date | Current Annualized Rate | Yield | Adjusted Interest Earnings | | |
|---|--------------|--------|-----------------|----------------------|----------------------|----------------------|---------------|-------------------------|--------------|----------------------------|-------------------------|----------------------------|
| | | | | | | | | | | Interest Earned | Amortization/ Accretion | Adjusted Interest Earnings |
| Fund: Capital Project #646 | | | | | | | | | | | | |
| 999999993 | 181 | CP0646 | RRP | 3,451,585.18 | 3,974,865.45 | 6,918,042.87 | | 0.029 | 0.018 | 304.54 | 0.00 | 304.54 |
| 72000257 | 199 | CP0646 | LA1 | 20,015,282.60 | 20,007,799.28 | 20,010,512.80 | | 0.150 | 0.150 | 7,483.32 | 0.00 | 7,483.32 |
| | | | Subtotal | 23,466,867.78 | 23,982,664.73 | 26,928,555.67 | | | 0.116 | 7,787.86 | 0.00 | 7,787.86 |
| Fund: Capital Project #647 | | | | | | | | | | | | |
| 999999993 | 213 | CP0647 | RRP | 84,424,928.93 | 0.00 | 62,774,353.04 | | 0.029 | 0.014 | 2,192.84 | 0.00 | 2,192.84 |
| | | | Subtotal | 84,424,928.93 | 0.00 | 62,774,353.04 | | | 0.014 | 2,192.84 | 0.00 | 2,192.84 |
| Fund: Debt Service | | | | | | | | | | | | |
| 999999993 | 18 | DS | RRP | 20,419,933.73 | 11,181,804.34 | 14,602,098.60 | | 0.029 | 0.033 | 1,202.94 | 0.00 | 1,202.94 |
| 999999994 | 19 | DS | RR2 | 1,099,074.22 | 1,098,898.58 | 1,098,956.46 | | 0.071 | 0.064 | 175.64 | 0.00 | 175.64 |
| 172571152A | 204 | DS | RR5 | 5,028,918.68 | 5,025,062.38 | 5,027,689.75 | 07/23/2015 | 0.400 | 0.400 | 5,014.52 | 0.00 | 5,014.52 |
| | | | Subtotal | 26,547,926.63 | 17,305,765.30 | 20,728,744.80 | | | 0.124 | 6,393.10 | 0.00 | 6,393.10 |
| Fund: Escrow Sinking Fund | | | | | | | | | | | | |
| 820162014 | 128 | ESF | RR4 | 27,228.06 | 19,727.24 | 22,612.35 | | 0.010 | 0.017 | 0.97 | 0.00 | 0.97 |
| 3136G02S9 | 139 | ESF | FAC | 1,000,000.00 | 999,651.16 | 999,661.73 | 11/08/2018 | 1.000 | 1.011 | 2,500.00 | 20.83 | 2,520.83 |
| 3130A1A81 | 194 | ESF | FAC | 1,000,000.00 | 1,000,000.00 | 1,000,000.00 | 03/25/2019 | 0.500 | 0.501 | 1,250.00 | 0.00 | 1,250.00 |
| 3130A2B62 | 201 | ESF | FAC | 1,000,000.00 | 999,861.11 | 999,981.68 | 06/26/2019 | 1.500 | 1.560 | 3,750.00 | 138.89 | 3,888.89 |
| | | | Subtotal | 3,027,228.06 | 3,019,239.51 | 3,022,255.76 | | | 1.017 | 7,500.97 | 159.72 | 7,660.69 |
| Fund: Maintenance & Operations | | | | | | | | | | | | |
| 999999993 | 16 | OPER | RRP | 65,913,020.45 | 76,785,352.40 | 79,825,619.52 | | 0.029 | 0.021 | 4,237.96 | 0.00 | 4,237.96 |
| 999999994 | 17 | OPER | RR2 | 2,930,662.38 | 2,930,194.02 | 2,930,348.37 | | 0.071 | 0.064 | 468.36 | 0.00 | 468.36 |
| 3173 | 105 | OPER | RR3 | 12,844,114.14 | 17,144,289.61 | 13,055,915.61 | | | | 0.01 | 0.00 | 0.01 |
| 387460KY3 | 157 | OPER | MC1 | 1,005,000.00 | 1,017,073.76 | 1,015,031.98 | 06/01/2015 | 2.000 | 0.395 | 5,025.00 | -4,024.59 | 1,000.41 |
| 967244W67 | 166 | OPER | MC1 | 0.00 | 3,000,292.29 | 1,450,618.51 | 10/15/2014 | 0.500 | 0.426 | 1,833.33 | -292.29 | 1,541.04 |
| 186072QR8 | 177 | OPER | MC1 | 1,065,000.00 | 1,069,828.00 | 1,068,603.32 | 03/01/2015 | 1.250 | 0.343 | 3,328.13 | -2,414.00 | 914.13 |
| 833714M70 | 178 | OPER | MC1 | 960,000.00 | 1,001,996.37 | 996,422.16 | 08/15/2015 | 5.000 | 0.408 | 12,000.00 | -10,987.42 | 1,012.58 |
| 981306ER0 | 179 | OPER | MC1 | 2,135,000.00 | 2,223,437.04 | 2,213,822.81 | 11/01/2015 | 4.000 | 0.435 | 21,350.00 | -18,950.80 | 2,399.20 |
| 4197912K3 | 180 | OPER | MC1 | 1,000,000.00 | 1,024,100.82 | 1,020,766.19 | 08/01/2015 | 3.000 | 0.364 | 7,500.00 | -6,572.95 | 927.05 |
| 605581DP9 | 182 | OPER | MC1 | 2,000,000.00 | 2,000,000.00 | 2,000,000.00 | 12/01/2014 | 0.310 | 0.311 | 1,550.00 | 0.00 | 1,550.00 |
| 63165TLQ6 | 183 | OPER | MC1 | 0.00 | 4,002,260.44 | 615,546.08 | 09/15/2014 | 2.000 | 0.554 | 3,111.11 | -2,260.44 | 850.67 |
| 3130A0J92 | 184 | OPER | FAC | 5,000,000.00 | 5,000,000.00 | 5,000,000.00 | 01/17/2017 | 0.875 | 0.877 | 10,937.50 | 0.00 | 10,937.50 |
| 967244X25 | 187 | OPER | MC1 | 0.00 | 5,001,523.77 | 2,417,942.43 | 04/15/2015 | 0.500 | 0.254 | 3,055.55 | -1,523.77 | 1,531.78 |
| 529590BJ9 | 188 | OPER | MC1 | 2,000,000.00 | 2,025,981.81 | 2,017,128.73 | 01/15/2015 | 3.750 | 0.258 | 18,750.00 | -17,450.47 | 1,299.53 |

Lewisville ISD
Interest Earnings
September 1, 2014 - November 30, 2014

| CUSIP | Investment # | Fund | Security Type | Ending Par Value | Beginning Book Value | Average Book Value | Maturity Date | Current Annualized Rate | Annualized Yield | Adjusted Interest Earnings | | |
|---|--------------|------|---------------|-----------------------|-----------------------|-----------------------|---------------|-------------------------|------------------|----------------------------|-------------------------|----------------------------|
| | | | | | | | | | | Interest Earned | Amortization/ Accretion | Adjusted Interest Earnings |
| Fund: Maintenance & Operations | | | | | | | | | | | | |
| 172535690 | 189 | OPER | RR5 | 0.00 | 5,005,057.34 | 4,842,510.16 | 11/28/2014 | 0.300 | 0.300 | 3,622.95 | 0.00 | 3,622.95 |
| 172275929 | 190 | OPER | RR5 | 0.00 | 5,003,391.54 | 1,044,664.17 | 09/20/2014 | 0.250 | 0.250 | 651.30 | 0.00 | 651.30 |
| 3137EACM9 | 191 | OPER | FAC | 3,000,000.00 | 3,044,553.59 | 3,039,040.62 | 09/10/2015 | 1.750 | 0.298 | 13,125.00 | -10,866.73 | 2,258.27 |
| 31398A4M1 | 192 | OPER | FAC | 3,000,000.00 | 3,044,097.38 | 3,039,245.67 | 10/26/2015 | 1.625 | 0.346 | 12,187.50 | -9,563.29 | 2,624.21 |
| 3135G0SB0 | 193 | OPER | FAC | 5,000,000.00 | 4,999,803.34 | 4,999,822.45 | 12/21/2015 | 0.375 | 0.379 | 4,687.50 | 37.66 | 4,725.16 |
| 3130A1UA4 | 195 | OPER | FAC | 0.00 | 3,000,000.00 | 2,604,395.60 | 02/19/2016 | 0.350 | 0.350 | 2,275.00 | 0.00 | 2,275.00 |
| 597324LF7 | 197 | OPER | MC1 | 799,000.00 | 811,783.62 | 810,014.86 | 08/01/2015 | 2.000 | 0.252 | 3,995.00 | -3,486.44 | 508.56 |
| 72000240 | 198 | OPER | LA1 | 20,015,282.60 | 20,007,799.28 | 20,010,512.80 | | 0.150 | 0.150 | 7,483.32 | 0.00 | 7,483.32 |
| 3134G56P5 | 200 | OPER | FAC | 5,000,000.00 | 5,000,000.00 | 5,000,000.00 | 06/24/2016 | 0.500 | 0.501 | 6,250.00 | 0.00 | 6,250.00 |
| 2360915R1 | 202 | OPER | MC1 | 2,745,000.00 | 2,724,443.58 | 2,725,933.41 | 06/01/2016 | 0.050 | 0.483 | 343.12 | 2,936.63 | 3,279.75 |
| 3134G5C29 | 203 | OPER | FAC | 3,000,000.00 | 3,000,000.00 | 3,000,000.00 | 07/22/2016 | 0.600 | 0.602 | 4,500.00 | 0.00 | 4,500.00 |
| 172311617A | 205 | OPER | RR5 | 5,028,918.68 | 5,025,062.38 | 5,027,689.75 | 07/23/2015 | 0.400 | 0.400 | 5,014.52 | 0.00 | 5,014.52 |
| 3130A2W77 | 206 | OPER | FAC | 5,000,000.00 | 5,000,000.00 | 5,000,000.00 | 08/28/2017 | 0.875 | 0.877 | 10,937.50 | 0.00 | 10,937.50 |
| 3134G4N79 | 207 | OPER | FAC | 5,000,000.00 | 0.00 | 4,945,054.95 | 12/19/2016 | 0.500 | 0.501 | 6,180.56 | 0.00 | 6,180.56 |
| 3135G0XH1 | 208 | OPER | FAC | 0.00 | 0.00 | 2,087,553.88 | 05/20/2016 | 0.500 | 0.668 | 2,604.17 | 875.00 | 3,479.17 |
| 3130A2UX2 | 209 | OPER | FAC | 2,500,000.00 | 0.00 | 2,385,307.93 | 08/15/2016 | 0.500 | 0.613 | 2,986.12 | 658.11 | 3,644.23 |
| 3133EDQ96 | 210 | OPER | FAC | 2,500,000.00 | 0.00 | 2,389,245.93 | 07/11/2016 | 0.500 | 0.522 | 2,986.11 | 124.87 | 3,110.98 |
| 3130A2XD3 | 211 | OPER | FAC | 2,500,000.00 | 0.00 | 1,894,909.75 | 09/23/2016 | 0.670 | 0.908 | 3,163.89 | 1,123.49 | 4,287.38 |
| 172275929A | 212 | OPER | RR5 | 5,006,771.67 | 0.00 | 3,961,335.44 | 09/20/2015 | 0.400 | 0.400 | 3,950.51 | 0.00 | 3,950.51 |
| 172535690A | 215 | OPER | RR5 | 5,011,231.76 | 0.00 | 165,205.44 | 11/28/2015 | 0.400 | 0.400 | 164.75 | 0.00 | 164.75 |
| Subtotal | | | | 171,959,001.68 | 189,892,322.38 | 194,600,208.51 | | 0.222 | | 190,255.77 | -82,637.43 | 107,618.34 |
| Fund: Worker's Compensation Fund | | | | | | | | | | | | |
| 999999994 | 25 | WC | RR2 | 3,645,776.95 | 4,145,169.61 | 3,975,048.51 | | 0.071 | 0.061 | 607.34 | 0.00 | 607.34 |
| 999999993 | 26 | WC | RRP | 4,066,530.98 | 4,066,231.78 | 4,066,342.26 | | 0.029 | 0.030 | 299.20 | 0.00 | 299.20 |
| Subtotal | | | | 7,712,307.93 | 8,211,401.39 | 8,041,390.77 | | 0.045 | | 906.54 | 0.00 | 906.54 |
| Total | | | | 334,151,453.79 | 269,757,942.43 | 338,795,955.95 | | 0.159 | | 216,484.91 | -82,477.71 | 134,007.20 |



Lewisville ISD
Amortization Schedule
September 1, 2014 - November 30, 2014
Sorted By Fund - Fund

Patterson & Associates
 901 S. MoPac
 Suite 195
 Austin, TX 78746
 -

| Investment # | Maturity Date | Beginning Par Value | | | | Amounts Amortized | | | | |
|-------------------------------------|---------------|---------------------|-----------------|---------------------|------------------------------|---------------------|----------------------------------|------------------------------|----------------------------------|---------------------------------------|
| Issuer | Fund | Amort. Date | Current Rate | Purchase Principal | Original Premium or Discount | Ending Book Value | And Unamortized As of 09/01/2014 | Amount Amortized This Period | Amt Amortized Through 11/30/2014 | Amount Unamortized Through 11/30/2014 |
| Escrow Sinking Fund | | | | | | | | | | |
| 201 | ESF | 06/26/2019 | 1,000,000.00 | 999,500.00 | -500.00 | 1,000,000.00 | 361.11 | 138.89 | 500.00 | 0.00 |
| FHLB Step Note | | 09/26/2014 | 1.500 | | | | -138.89 | | | |
| 139 | ESF | 11/08/2018 | 1,000,000.00 | 999,500.00 | -500.00 | 999,671.99 | 151.16 | 20.83 | 171.99 | -328.01 |
| FNMA Step Note | | 11/08/2018 | 1.000 | | | | -348.84 | | | |
| | | | Subtotal | 1,999,000.00 | -1,000.00 | 1,999,671.99 | 512.27 | 159.72 | 671.99 | -328.01 |
| | | | | | | | -487.73 | | | |
| Maintenance & Operations | | | | | | | | | | |
| 177 | OPER | 03/01/2015 | 1,065,000.00 | 1,078,035.60 | 13,035.60 | 1,067,414.00 | -8,207.60 | -2,414.00 | -10,621.60 | 2,414.00 |
| Cleveland County SD OK | | | 1.250 | | | | 4,828.00 | | | |
| 202 | OPER | 06/01/2016 | 2,745,000.00 | 2,722,518.45 | -22,481.55 | 2,727,380.21 | 1,925.13 | 2,936.63 | 4,861.76 | -17,619.79 |
| Dane County WI | | | 0.050 | | | | -20,556.42 | | | |
| 210 | OPER | 07/11/2016 | 2,500,000.00 | 2,499,032.95 | -967.05 | 2,499,157.82 | 0.00 | 124.87 | 124.87 | -842.18 |
| FFCB Note | | | 0.500 | | | | -967.05 | | | |
| 209 | OPER | 08/15/2016 | 2,500,000.00 | 2,494,643.28 | -5,356.72 | 2,495,301.39 | 0.00 | 658.11 | 658.11 | -4,698.61 |
| FHLB Note | | | 0.500 | | | | -5,356.72 | | | |
| 211 | OPER | 09/23/2016 | 2,500,000.00 | 2,498,513.03 | -1,486.97 | 2,499,636.52 | 0.00 | 1,123.49 | 1,123.49 | -363.48 |
| FHLB Call Note | | 12/23/2014 | 0.670 | | | | -1,486.97 | | | |
| 191 | OPER | 09/10/2015 | 3,000,000.00 | 3,063,510.00 | 63,510.00 | 3,033,686.86 | -18,956.41 | -10,866.73 | -29,823.14 | 33,686.86 |
| FHLMC Note | | | 1.750 | | | | 44,553.59 | | | |
| 192 | OPER | 10/26/2015 | 3,000,000.00 | 3,060,780.00 | 60,780.00 | 3,034,534.09 | -16,682.62 | -9,563.29 | -26,245.91 | 34,534.09 |
| FNMA Note | | | 1.625 | | | | 44,097.38 | | | |
| 193 | OPER | 12/21/2015 | 5,000,000.00 | 4,999,737.65 | -262.35 | 4,999,841.00 | 65.69 | 37.66 | 103.35 | -159.00 |
| FNMA Note | | | 0.375 | | | | -196.66 | | | |
| 208 | OPER | 05/20/2016 | 2,500,000.00 | 2,499,125.00 | -875.00 | 0.00 | 0.00 | 875.00 | 875.00 | 0.00 |
| FNMA Call Note | | 11/20/2014 | 0.500 | | | | -875.00 | | | |
| 157 | OPER | 06/01/2015 | 1,005,000.00 | 1,037,330.85 | 32,330.85 | 1,013,049.17 | -20,257.09 | -4,024.59 | -24,281.68 | 8,049.17 |
| Granite UT SD | | | 2.000 | | | | 12,073.76 | | | |
| 180 | OPER | 08/01/2015 | 1,000,000.00 | 1,044,550.00 | 44,550.00 | 1,017,527.87 | -20,449.18 | -6,572.95 | -27,022.13 | 17,527.87 |
| Hawaii State | | | 3.000 | | | | 24,100.82 | | | |
| 188 | OPER | 01/15/2015 | 2,000,000.00 | 2,062,240.00 | 62,240.00 | 2,008,531.34 | -36,258.19 | -17,450.47 | -53,708.66 | 8,531.34 |
| Lexington SC | | | 3.750 | | | | 25,981.81 | | | |
| 197 | OPER | 08/01/2015 | 799,000.00 | 815,347.54 | 16,347.54 | 808,297.18 | -3,563.92 | -3,486.44 | -7,050.36 | 9,297.18 |
| Middletown Township NJ | | | 2.000 | | | | 12,783.62 | | | |

Portfolio LEWI
 AP

Lewisville ISD
Amortization Schedule
September 1, 2014 - November 30, 2014

| Investment # | Maturity Date | Beginning Par Value | | | | Amounts Amortized | | | | |
|-------------------------------------|---------------|---------------------|-----------------|----------------------|------------------------------|----------------------|----------------------------------|------------------------------|----------------------------------|---------------------------------------|
| Issuer | Fund | Amort. Date | Current Rate | Purchase Principal | Original Premium or Discount | Ending Book Value | And Unamortized As of 09/01/2014 | Amount Amortized This Period | Amt Amortized Through 11/30/2014 | Amount Unamortized Through 11/30/2014 |
| Maintenance & Operations | | | | | | | | | | |
| 183 | OPER | 09/15/2014 | 4,000,000.00 | 4,044,240.00 | 44,240.00 | 0.00 | -41,979.56 | -2,260.44 | -44,240.00 | 0.00 |
| Nassau County NY | | | 2.000 | | | | 2,260.44 | | | |
| 178 | OPER | 08/15/2015 | 960,000.00 | 1,039,353.60 | 79,353.60 | 991,008.95 | -37,357.23 | -10,987.42 | -48,344.65 | 31,008.95 |
| Socorro ISD TX | | | 5.000 | | | | 41,996.37 | | | |
| 166 | OPER | 10/15/2014 | 3,000,000.00 | 3,002,790.00 | 2,790.00 | 0.00 | -2,497.71 | -292.29 | -2,790.00 | 0.00 |
| Wichita KS | | | 0.500 | | | | 292.29 | | | |
| 187 | OPER | 04/15/2015 | 5,000,000.00 | 5,008,450.00 | 8,450.00 | 0.00 | -6,926.23 | -1,523.77 | -8,450.00 | 0.00 |
| Wichita KS | | 10/15/2014 | 0.500 | | | | 1,523.77 | | | |
| 179 | OPER | 11/01/2015 | 2,135,000.00 | 2,286,606.35 | 151,606.35 | 2,204,486.24 | -63,169.31 | -18,950.80 | -82,120.11 | 69,486.24 |
| Worcester MA | | | 4.000 | | | | 88,437.04 | | | |
| | | | Subtotal | 45,256,804.30 | 547,804.30 | 30,399,852.64 | -274,314.23 | -82,637.43 | -356,951.66 | 190,852.64 |
| | | | Total | 47,255,804.30 | 546,804.30 | 32,399,524.63 | -273,801.96 | -82,477.71 | -356,279.67 | 190,524.63 |
| | | | | | | | 273,002.34 | | | |



Lewisville ISD
Projected Cashflow Report
Sorted by Monthly
For the Period December 1, 2014 - June 30, 2015

Patterson & Associates
 901 S. MoPac
 Suite 195
 Austin, TX 78746
 -

| Projected Trans. Date | Investment # | Fund | Security ID | Transaction Type | Issuer | Par Value | Original Cost | Principal | Interest | Total |
|--------------------------------|--------------|------|-------------|---------------------|------------------------|----------------------|----------------------|----------------------|-------------------|----------------------|
| December 2014 | | | | | | | | | | |
| 12/01/2014 | 157 | OPER | 387460KY3 | Interest | Granite UT SD | 0.00 | 0.00 | 0.00 | 10,050.00 | 10,050.00 |
| 12/01/2014 | 182 | OPER | 605581DP9 | Maturity | Mississippi State | 2,000,000.00 | 2,000,000.00 | 2,000,000.00 | 3,100.00 | 2,003,100.00 |
| 12/19/2014 | 207 | OPER | 3134G4N79 | Interest | FHLMC Step Note | 0.00 | 0.00 | 0.00 | 12,500.00 | 12,500.00 |
| 12/19/2014 | 207 | OPER | 3134G4N79 | Call | FHLMC Step Note | 5,000,000.00 | 5,000,000.00 | 5,000,000.00 | 0.00 | 5,000,000.00 |
| 12/21/2014 | 193 | OPER | 3135G0SB0 | Interest | FNMA Note | 0.00 | 0.00 | 0.00 | 9,375.00 | 9,375.00 |
| 12/23/2014 | 211 | OPER | 3130A2XD3 | Call | FHLB Call Note | 2,500,000.00 | 2,498,513.03 | 2,500,000.00 | 0.00 | 2,500,000.00 |
| 12/24/2014 | 200 | OPER | 3134G56P5 | Interest | FHLMC Call Note | 0.00 | 0.00 | 0.00 | 12,500.00 | 12,500.00 |
| 12/24/2014 | 200 | OPER | 3134G56P5 | Call | FHLMC Call Note | 5,000,000.00 | 5,000,000.00 | 5,000,000.00 | 0.00 | 5,000,000.00 |
| 12/26/2014 | 201 | ESF | 3130A2B62 | Interest | FHLB Step Note | 0.00 | 0.00 | 0.00 | 7,500.00 | 7,500.00 |
| 12/26/2014 | 201 | ESF | 3130A2B62 | Call | FHLB Step Note | 1,000,000.00 | 999,500.00 | 1,000,000.00 | 0.00 | 1,000,000.00 |
| Total for December 2014 | | | | | | 15,500,000.00 | 15,498,013.03 | 15,500,000.00 | 55,025.00 | 15,555,025.00 |
| January 2015 | | | | | | | | | | |
| 01/11/2015 | 210 | OPER | 3133EDQ96 | Interest | FFCB Note | 0.00 | 0.00 | 0.00 | 6,250.00 | 6,250.00 |
| 01/15/2015 | 188 | OPER | 529590BJ9 | Maturity | Lexington SC | 2,000,000.00 | 2,062,240.00 | 2,000,000.00 | 75,000.00 | 2,075,000.00 |
| 01/17/2015 | 184 | OPER | 3130A0J92 | Interest | FHLB Call Note | 0.00 | 0.00 | 0.00 | 21,875.00 | 21,875.00 |
| 01/17/2015 | 184 | OPER | 3130A0J92 | Call | FHLB Call Note | 5,000,000.00 | 5,000,000.00 | 5,000,000.00 | 0.00 | 5,000,000.00 |
| 01/22/2015 | 203 | OPER | 3134G5C29 | Interest | FHLMC Call Note | 0.00 | 0.00 | 0.00 | 9,000.00 | 9,000.00 |
| 01/22/2015 | 203 | OPER | 3134G5C29 | Call | FHLMC Call Note | 3,000,000.00 | 3,000,000.00 | 3,000,000.00 | 0.00 | 3,000,000.00 |
| Total for January 2015 | | | | | | 10,000,000.00 | 10,062,240.00 | 10,000,000.00 | 112,125.00 | 10,112,125.00 |
| February 2015 | | | | | | | | | | |
| 02/01/2015 | 180 | OPER | 4197912K3 | Interest | Hawaii State | 0.00 | 0.00 | 0.00 | 15,000.00 | 15,000.00 |
| 02/15/2015 | 178 | OPER | 833714M70 | Interest | Socorro ISD TX | 0.00 | 0.00 | 0.00 | 24,000.00 | 24,000.00 |
| 02/15/2015 | 209 | OPER | 3130A2UX2 | Interest | FHLB Note | 0.00 | 0.00 | 0.00 | 6,250.00 | 6,250.00 |
| 02/28/2015 | 206 | OPER | 3130A2W77 | Interest | FHLB Step Note | 0.00 | 0.00 | 0.00 | 21,875.00 | 21,875.00 |
| 02/28/2015 | 206 | OPER | 3130A2W77 | Call | FHLB Step Note | 5,000,000.00 | 5,000,000.00 | 5,000,000.00 | 0.00 | 5,000,000.00 |
| Total for February 2015 | | | | | | 5,000,000.00 | 5,000,000.00 | 5,000,000.00 | 67,125.00 | 5,067,125.00 |
| March 2015 | | | | | | | | | | |
| 03/01/2015 | 177 | OPER | 186072QR8 | Maturity | Cleveland County SD OK | 1,065,000.00 | 1,078,035.60 | 1,065,000.00 | 6,656.25 | 1,071,656.25 |
| 03/10/2015 | 191 | OPER | 3137EACM9 | Interest | FHLMC Note | 0.00 | 0.00 | 0.00 | 26,250.00 | 26,250.00 |
| 03/23/2015 | 211 | OPER | 3130A2XD3 | Interest | FHLB Call Note | 0.00 | 0.00 | 0.00 | 8,375.00 | 8,375.00 |

Lewisville ISD
Projected Cashflow Report
For the Period December 1, 2014 - June 30, 2015

| Projected Trans. Date | Investment # | Fund | Security ID | Transaction Type | Issuer | Par Value | Original Cost | Principal | Interest | Total |
|-----------------------------|--------------|------|-------------|---------------------|-----------------|----------------------|----------------------|----------------------|-------------------|----------------------|
| March 2015 | | | | | | | | | | |
| 03/25/2015 | 194 | ESF | 3130A1A81 | Interest | FHLB Step Note | 0.00 | 0.00 | 0.00 | 2,500.00 | 2,500.00 |
| 03/25/2015 | 194 | ESF | 3130A1A81 | Call | FHLB Step Note | 1,000,000.00 | 1,000,000.00 | 1,000,000.00 | 0.00 | 1,000,000.00 |
| Total for March 2015 | | | | | | 2,065,000.00 | 2,078,035.60 | 2,065,000.00 | 43,781.25 | 2,108,781.25 |
| April 2015 | | | | | | | | | | |
| 04/26/2015 | 192 | OPER | 31398A4M1 | Interest | FNMA Note | 0.00 | 0.00 | 0.00 | 24,375.00 | 24,375.00 |
| Total for April 2015 | | | | | | 0.00 | 0.00 | 0.00 | 24,375.00 | 24,375.00 |
| May 2015 | | | | | | | | | | |
| 05/01/2015 | 179 | OPER | 981306ER0 | Interest | Worcester MA | 0.00 | 0.00 | 0.00 | 42,700.00 | 42,700.00 |
| 05/08/2015 | 139 | ESF | 3136G02S9 | Interest | FNMA Step Note | 0.00 | 0.00 | 0.00 | 5,000.00 | 5,000.00 |
| Total for May 2015 | | | | | | 0.00 | 0.00 | 0.00 | 47,700.00 | 47,700.00 |
| June 2015 | | | | | | | | | | |
| 06/01/2015 | 157 | OPER | 387460KY3 | Maturity | Granite UT SD | 1,005,000.00 | 1,037,330.85 | 1,005,000.00 | 10,050.00 | 1,015,050.00 |
| 06/01/2015 | 202 | OPER | 2360915R1 | Interest | Dane County WI | 0.00 | 0.00 | 0.00 | 1,254.31 | 1,254.31 |
| 06/19/2015 | 207 | OPER | 3134G4N79 | Interest | FHLMC Step Note | 0.00 | 0.00 | 0.00 | 15,000.00 | 15,000.00 |
| 06/21/2015 | 193 | OPER | 3135G0SB0 | Interest | FNMA Note | 0.00 | 0.00 | 0.00 | 9,375.00 | 9,375.00 |
| 06/24/2015 | 200 | OPER | 3134G56P5 | Interest | FHLMC Call Note | 0.00 | 0.00 | 0.00 | 12,500.00 | 12,500.00 |
| 06/26/2015 | 201 | ESF | 3130A2B62 | Interest | FHLB Step Note | 0.00 | 0.00 | 0.00 | 7,500.00 | 7,500.00 |
| Total for June 2015 | | | | | | 1,005,000.00 | 1,037,330.85 | 1,005,000.00 | 55,679.31 | 1,060,679.31 |
| GRAND TOTALS: | | | | | | 33,570,000.00 | 33,675,619.48 | 33,570,000.00 | 405,810.56 | 33,975,810.56 |



Lewisville ISD
Texas Compliance Change in Val Report
Sorted by Fund
September 1, 2014 - November 30, 2014

Patterson & Associates
 901 S. MoPac
 Suite 195
 Austin, TX 78746

| Inv # | Issuer | Fund | Purch Date | Interest Accrual | Beginning Book Value | | | | Ending Book Value |
|---|------------|--------|------------|-------------------|------------------------|----------------------|-------------|-----------------|---------------------|
| Cusip | Par Value | YTM | Mat Date | Interest Received | Beginning Market Value | Purchases/ Additions | Redemptions | Change in Value | Ending Market Value |
| Fund: Capital Project #637 | | | | | | | | | |
| 73 | TXPOOL | CP0637 | 02/02/2009 | 7.23 | 97,638.38 | 7.23 | 0.00 | 7.23 | 97,645.61 |
| 999999993 | 97,645.61 | 0.028 | / / | 7.23 | 97,638.38 | 7.23 | 0.00 | 7.23 | 97,645.61 |
| 78 | TPRIME | CP0637 | 07/01/2009 | 2.93 | 18,009.76 | 2.93 | 0.00 | 2.93 | 18,012.69 |
| 999999994 | 18,012.69 | 0.071 | / / | 2.93 | 18,009.76 | 2.93 | 0.00 | 2.93 | 18,012.69 |
| Sub Totals For: Fund: Capital Project #637 | | | | 10.16 | 115,648.14 | 10.16 | 0.00 | 10.16 | 115,658.30 |
| | | | | 10.16 | 115,648.14 | 10.16 | 0.00 | 10.16 | 115,658.30 |
| Fund: Capital Project #639 | | | | | | | | | |
| 86 | TXPOOL | CP0639 | 02/01/2010 | 0.30 | 7,298.32 | 0.30 | 7,298.62 | -7,298.32 | 0.00 |
| 999999993 | 0.00 | 0.000 | / / | 0.30 | 7,298.32 | 0.30 | 7,298.62 | -7,298.32 | 0.00 |
| 92 | TPRIME | CP0639 | 05/28/2010 | 0.00 | 11.46 | 0.00 | 11.46 | -11.46 | 0.00 |
| 999999994 | 0.00 | 0.000 | / / | 0.00 | 11.46 | 0.00 | 11.46 | -11.46 | 0.00 |
| Sub Totals For: Fund: Capital Project #639 | | | | 0.30 | 7,309.78 | 0.30 | 7,310.08 | -7,309.78 | 0.00 |
| | | | | 0.30 | 7,309.78 | 0.30 | 7,310.08 | -7,309.78 | 0.00 |
| Fund: Capital Project #641 | | | | | | | | | |
| 102 | TXPOOL | CP0641 | 02/28/2011 | 18.41 | 302,173.61 | 18.41 | 109,034.25 | -109,015.84 | 193,157.77 |
| 999999993 | 193,157.77 | 0.028 | / / | 18.41 | 302,173.61 | 18.41 | 109,034.25 | -109,015.84 | 193,157.77 |
| Sub Totals For: Fund: Capital Project #641 | | | | 18.41 | 302,173.61 | 18.41 | 109,034.25 | -109,015.84 | 193,157.77 |
| | | | | 18.41 | 302,173.61 | 18.41 | 109,034.25 | -109,015.84 | 193,157.77 |
| Fund: Capital Project #642 | | | | | | | | | |
| 117 | TXPOOL | CP0642 | 01/01/2012 | 39.47 | 546,073.72 | 39.47 | 25,879.23 | -25,839.76 | 520,233.96 |
| 999999993 | 520,233.96 | 0.028 | / / | 39.47 | 546,073.72 | 39.47 | 25,879.23 | -25,839.76 | 520,233.96 |

Portfolio LEWI

Lewisville ISD
Texas Compliance Change in Val Report
September 1, 2014 - November 30, 2014

| Inv # | Issuer | Fund | Purch Date | Interest Accrual | Beginning Book Value | Purchases/ Additions | Redemptions | Change in Value | Ending Book Value |
|---|---------------|--------|------------|-------------------|------------------------|----------------------|---------------|-----------------|---------------------|
| Cusip | Par Value | YTM | Mat Date | Interest Received | Beginning Market Value | | | | Ending Market Value |
| Sub Totals For: Fund: Capital Project #642 | | | | 39.47 | 546,073.72 | 39.47 | 25,879.23 | -25,839.76 | 520,233.96 |
| | | | | 39.47 | 546,073.72 | 39.47 | 25,879.23 | -25,839.76 | 520,233.96 |
| Fund: Capital Project #643 | | | | | | | | | |
| 124 | TXPOOL | CP0643 | 05/31/2012 | 275.20 | 3,955,858.60 | 275.20 | 434,678.15 | -434,402.95 | 3,521,455.65 |
| 999999993 | 3,521,455.65 | 0.028 | / / | 275.20 | 3,955,858.60 | 275.20 | 434,678.15 | -434,402.95 | 3,521,455.65 |
| Sub Totals For: Fund: Capital Project #643 | | | | 275.20 | 3,955,858.60 | 275.20 | 434,678.15 | -434,402.95 | 3,521,455.65 |
| | | | | 275.20 | 3,955,858.60 | 275.20 | 434,678.15 | -434,402.95 | 3,521,455.65 |
| Fund: Capital Project #644 | | | | | | | | | |
| 143 | TXPOOL | CP0644 | 11/01/2012 | 94.86 | 1,374,771.81 | 94.86 | 317,429.63 | -317,334.77 | 1,057,437.04 |
| 999999993 | 1,057,437.04 | 0.028 | / / | 94.86 | 1,374,771.81 | 94.86 | 317,429.63 | -317,334.77 | 1,057,437.04 |
| Sub Totals For: Fund: Capital Project #644 | | | | 94.86 | 1,374,771.81 | 94.86 | 317,429.63 | -317,334.77 | 1,057,437.04 |
| | | | | 94.86 | 1,374,771.81 | 94.86 | 317,429.63 | -317,334.77 | 1,057,437.04 |
| Fund: Capital Project #645 | | | | | | | | | |
| 152 | TXPOOL | CP0645 | 03/28/2013 | 1,009.43 | 21,044,724.92 | 8,640,294.23 | 18,079,769.09 | -9,439,474.86 | 11,605,250.06 |
| 999999993 | 11,605,250.06 | 0.028 | / / | 1,009.43 | 21,044,724.92 | 8,640,294.23 | 18,079,769.09 | -9,439,474.86 | 11,605,250.06 |
| Sub Totals For: Fund: Capital Project #645 | | | | 1,009.43 | 21,044,724.92 | 8,640,294.23 | 18,079,769.09 | -9,439,474.86 | 11,605,250.06 |
| | | | | 1,009.43 | 21,044,724.92 | 8,640,294.23 | 18,079,769.09 | -9,439,474.86 | 11,605,250.06 |
| Fund: Capital Project #646 | | | | | | | | | |
| 181 | TXPOOL | CP0646 | 11/01/2013 | 304.54 | 3,974,865.45 | 13,591,265.24 | 14,114,545.51 | -523,280.27 | 3,451,585.18 |
| 999999993 | 3,451,585.18 | 0.028 | / / | 304.54 | 3,974,865.45 | 13,591,265.24 | 14,114,545.51 | -523,280.27 | 3,451,585.18 |
| 199 | EWB | CP0646 | 05/29/2014 | 7,483.32 | 20,007,799.28 | 15,047.92 | 7,564.60 | 7,483.32 | 20,015,282.60 |
| 72000257 | 20,015,282.60 | 0.150 | / / | 7,564.60 | 20,007,799.28 | 15,047.92 | 7,564.60 | 7,483.32 | 20,015,282.60 |
| Sub Totals For: Fund: Capital Project #646 | | | | 7,787.86 | 23,982,664.73 | 13,606,313.16 | 14,122,110.11 | -515,796.95 | 23,466,867.78 |
| | | | | 7,869.14 | 23,982,664.73 | 13,606,313.16 | 14,122,110.11 | -515,796.95 | 23,466,867.78 |
| Fund: Capital Project #647 | | | | | | | | | |

Lewisville ISD
Texas Compliance Change in Val Report
September 1, 2014 - November 30, 2014

| Inv # | Issuer | Fund | Purch Date | Interest Accrual | Beginning Book Value | Purchases/ Additions | Redemptions | Change in Value | Ending Book Value |
|---|---------------|--------|------------|-------------------|------------------------|----------------------|---------------|-----------------|---------------------|
| Cusip | Par Value | YTM | Mat Date | Interest Received | Beginning Market Value | | | | Ending Market Value |
| 213 | TXPOOL | CP0647 | 10/01/2014 | 2,192.84 | 0.00 | 103,142,192.84 | 18,717,263.91 | 84,424,928.93 | 84,424,928.93 |
| 999999993 | 84,424,928.93 | 0.028 | / / | 2,192.84 | 0.00 | 103,142,192.84 | 18,717,263.91 | 84,424,928.93 | 84,424,928.93 |
| Sub Totals For: Fund: Capital Project #647 | | | | 2,192.84 | 0.00 | 103,142,192.84 | 18,717,263.91 | 84,424,928.93 | 84,424,928.93 |
| | | | | 2,192.84 | 0.00 | 103,142,192.84 | 18,717,263.91 | 84,424,928.93 | 84,424,928.93 |
| Fund: Debt Service | | | | | | | | | |
| 18 | TXPOOL | DS | 09/01/2006 | 1,202.94 | 11,181,804.34 | 30,429,991.30 | 26,720,199.52 | 9,238,129.39 | 20,419,933.73 |
| 999999993 | 20,419,933.73 | 0.028 | / / | 1,202.94 | 11,181,804.34 | 30,429,991.30 | 26,720,199.52 | 9,238,129.39 | 20,419,933.73 |
| 19 | TPRIME | DS | 09/01/2006 | 175.64 | 1,098,898.58 | 33,048.09 | 5,021,297.35 | 175.64 | 1,099,074.22 |
| 999999994 | 1,099,074.22 | 0.071 | / / | 175.64 | 1,098,898.58 | 33,048.09 | 5,021,297.35 | 175.64 | 1,099,074.22 |
| 116 | JPMC | DS | 11/01/2011 | 0.00 | 427,825.03 | 0.00 | 406,496.28 | -406,496.28 | 21,328.75 |
| 1112 | 21,328.75 | 0.000 | / / | 0.00 | 427,825.03 | 0.00 | 406,496.28 | -406,496.28 | 21,328.75 |
| 204 | EWB | DS | 07/23/2014 | 5,014.52 | 5,025,062.38 | 3,856.30 | 0.00 | 3,856.30 | 5,028,918.68 |
| 172571152A | 5,028,918.68 | 0.400 | 07/23/2015 | 3,856.30 | 5,025,062.38 | 3,856.30 | 0.00 | 3,856.30 | 5,028,918.68 |
| Sub Totals For: Fund: Debt Service | | | | 6,393.10 | 17,733,590.33 | 30,466,895.69 | 32,147,993.15 | 8,835,665.05 | 26,569,255.38 |
| | | | | 5,234.88 | 17,733,590.33 | 30,466,895.69 | 32,147,993.15 | 8,835,665.05 | 26,569,255.38 |
| Fund: Escrow Sinking Fund | | | | | | | | | |
| 128 | BOTIT | ESF | 06/30/2012 | 0.97 | 19,727.24 | 7,500.82 | 0.00 | 7,500.82 | 27,228.06 |
| 820162014 | 27,228.06 | 0.010 | / / | 0.82 | 19,727.24 | 7,500.82 | 0.00 | 7,500.82 | 27,228.06 |
| 139 | FNMAS | ESF | 11/08/2012 | 2,500.00 | 999,651.16 | 0.00 | 0.00 | 20.83 | 999,671.99 |
| 3136G02S9 | 1,000,000.00 | 0.946 | 11/08/2018 | 5,000.00 | 997,914.00 | 0.00 | 0.00 | 6,270.00 | 1,004,184.00 |
| 194 | FHLBS | ESF | 03/25/2014 | 1,250.00 | 1,000,000.00 | 0.00 | 0.00 | 0.00 | 1,000,000.00 |
| 3130A1A81 | 1,000,000.00 | 0.500 | 03/25/2019 | 2,500.00 | 1,000,638.00 | 0.00 | 0.00 | 537.00 | 1,001,175.00 |
| 201 | FHLBS | ESF | 06/26/2014 | 3,750.00 | 999,861.11 | 0.00 | 0.00 | 138.89 | 1,000,000.00 |
| 3130A2B62 | 1,000,000.00 | 1.510 | 06/26/2019 | 0.00 | 1,000,927.00 | 0.00 | 0.00 | 55.00 | 1,000,982.00 |
| Sub Totals For: Fund: Escrow Sinking Fund | | | | 7,500.97 | 3,019,239.51 | 7,500.82 | 0.00 | 7,660.54 | 3,026,900.05 |
| | | | | 7,500.82 | 3,019,206.24 | 7,500.82 | 0.00 | 14,362.82 | 3,033,569.06 |

Lewisville ISD
Texas Compliance Change in Val Report
September 1, 2014 - November 30, 2014

| Inv # | Issuer | Fund | Purch Date | Interest Accrual | Beginning Book Value | Purchases/ Additions | Redemptions | Change in Value | Ending Book Value |
|--|---------------|-------|------------|-------------------|------------------------|----------------------|----------------|-----------------|---------------------|
| Cusip | Par Value | YTM | Mat Date | Interest Received | Beginning Market Value | | | | Ending Market Value |
| Fund: Jem Res-Sec 125 | | | | | | | | | |
| 115 | JPMC | JRS | 11/01/2011 | 0.00 | 285,626.97 | 134,193.04 | 215,123.89 | -80,930.85 | 204,696.12 |
| 1250 | 204,696.12 | 0.000 | / / | 0.00 | 285,626.97 | 134,193.04 | 215,123.89 | -80,930.85 | 204,696.12 |
| Sub Totals For: Fund: Jem Res-Sec 125 | | | | 0.00 | 285,626.97 | 134,193.04 | 215,123.89 | -80,930.85 | 204,696.12 |
| | | | | 0.00 | 285,626.97 | 134,193.04 | 215,123.89 | -80,930.85 | 204,696.12 |
| Fund: Maintenance & Operat | | | | | | | | | |
| 16 | TXPOOL | OPER | 09/01/2006 | 4,237.96 | 76,785,352.40 | 133,436,155.10 | 144,308,487.05 | -10,872,331.95 | 65,913,020.45 |
| 999999993 | 65,913,020.45 | 0.028 | / / | 4,237.96 | 76,785,352.40 | 133,436,155.10 | 144,308,487.05 | -10,872,331.95 | 65,913,020.45 |
| 17 | TPRIME | OPER | 09/01/2006 | 468.36 | 2,930,194.02 | 468.36 | 0.00 | 468.36 | 2,930,662.38 |
| 999999994 | 2,930,662.38 | 0.071 | / / | 468.36 | 2,930,194.02 | 468.36 | 0.00 | 468.36 | 2,930,662.38 |
| 105 | JPMC | OPER | 06/01/2011 | 0.01 | 17,144,289.61 | 20,463,332.63 | 24,763,508.10 | -4,300,175.47 | 12,844,114.14 |
| 3173 | 12,844,114.14 | 0.000 | / / | 0.00 | 17,144,289.61 | 20,463,332.63 | 24,763,508.10 | -4,300,175.47 | 12,844,114.14 |
| 198 | EWB | OPER | 05/29/2014 | 7,483.32 | 20,007,799.28 | 15,047.92 | 7,564.60 | 7,483.32 | 20,015,282.60 |
| 72000240 | 20,015,282.60 | 0.150 | / / | 7,564.60 | 20,007,799.28 | 15,047.92 | 7,564.60 | 7,483.32 | 20,015,282.60 |
| 183 | NCNY | OPER | 12/11/2013 | 3,111.11 | 4,002,260.44 | 0.00 | 4,000,000.00 | -4,002,260.44 | 0.00 |
| 63165TLQ6 | 0.00 | 0.000 | 09/15/2014 | 60,888.89 | 4,002,600.00 | 0.00 | 4,000,000.00 | -4,002,600.00 | 0.00 |
| 190 | EWB | OPER | 03/24/2014 | 651.30 | 5,003,391.54 | 2,776.61 | 5,006,168.15 | -5,003,391.54 | 0.00 |
| 172275929 | 0.00 | 0.000 | 09/20/2014 | 2,776.61 | 5,003,391.54 | 2,776.61 | 5,006,168.15 | -5,003,391.54 | 0.00 |
| 166 | WICHKS | OPER | 08/15/2013 | 1,833.33 | 3,000,292.29 | 0.00 | 3,000,000.00 | -3,000,292.29 | 0.00 |
| 967244W67 | 0.00 | 0.000 | 10/15/2014 | 7,500.00 | 3,000,570.00 | 0.00 | 3,000,000.00 | -3,000,570.00 | 0.00 |
| 189 | EWB | OPER | 02/28/2014 | 3,622.95 | 5,005,057.34 | 6,174.42 | 5,011,231.76 | -5,005,057.34 | 0.00 |
| 172535690 | 0.00 | 0.000 | 11/28/2014 | 6,174.42 | 5,005,057.34 | 6,174.42 | 5,011,231.76 | -5,005,057.34 | 0.00 |
| 182 | MISST | OPER | 12/03/2013 | 1,550.00 | 2,000,000.00 | 0.00 | 0.00 | 0.00 | 2,000,000.00 |
| 605581DP9 | 2,000,000.00 | 0.310 | 12/01/2014 | 0.00 | 1,999,560.00 | 0.00 | 0.00 | 440.00 | 2,000,000.00 |
| 188 | LEXISC | OPER | 02/24/2014 | 18,750.00 | 2,025,981.81 | 0.00 | 0.00 | -17,450.47 | 2,008,531.34 |
| 529590BJ9 | 2,000,000.00 | 0.251 | 01/15/2015 | 0.00 | 2,025,760.00 | 0.00 | 0.00 | -17,060.00 | 2,008,700.00 |

Lewisville ISD
Texas Compliance Change in Val Report
September 1, 2014 - November 30, 2014

| Inv # | Issuer | Fund | Purch Date | Interest Accrual | Beginning Book Value | | | | Ending Book Value |
|------------|--------------|-------|------------|-------------------|------------------------|----------------------|--------------|-----------------|---------------------|
| Cusip | Par Value | YTM | Mat Date | Interest Received | Beginning Market Value | Purchases/ Additions | Redemptions | Change in Value | Ending Market Value |
| 177 | CLEVEC | OPER | 10/25/2013 | 3,328.13 | 1,069,828.00 | 0.00 | 0.00 | -2,414.00 | 1,067,414.00 |
| 186072QR8 | 1,065,000.00 | 0.340 | 03/01/2015 | 6,656.25 | 1,070,910.75 | 0.00 | 0.00 | -3,099.15 | 1,067,811.60 |
| 187 | WICHKS | OPER | 02/11/2014 | 3,055.55 | 5,001,523.77 | 0.00 | 5,000,000.00 | -5,001,523.77 | 0.00 |
| 967244X25 | 0.00 | 0.000 | 04/15/2015 | 16,944.44 | 5,002,150.00 | 0.00 | 5,000,000.00 | -5,002,150.00 | 0.00 |
| 157 | GUTSD | OPER | 05/28/2013 | 5,025.00 | 1,017,073.76 | 0.00 | 0.00 | -4,024.59 | 1,013,049.17 |
| 387460KY3 | 1,005,000.00 | 0.390 | 06/01/2015 | 0.00 | 1,018,969.50 | 0.00 | 0.00 | -4,643.10 | 1,014,326.40 |
| 205 | EWB | OPER | 07/23/2014 | 5,014.52 | 5,025,062.38 | 3,856.30 | 0.00 | 3,856.30 | 5,028,918.68 |
| 172311617A | 5,028,918.68 | 0.400 | 07/23/2015 | 3,856.30 | 5,025,062.38 | 3,856.30 | 0.00 | 3,856.30 | 5,028,918.68 |
| 180 | HAWAII | OPER | 11/21/2013 | 7,500.00 | 1,024,100.82 | 0.00 | 0.00 | -6,572.95 | 1,017,527.87 |
| 4197912K3 | 1,000,000.00 | 0.360 | 08/01/2015 | 0.00 | 1,025,950.00 | 0.00 | 0.00 | -7,130.00 | 1,018,820.00 |
| 197 | MIDDLE | OPER | 05/29/2014 | 3,995.00 | 811,783.62 | 0.00 | 0.00 | -3,486.44 | 808,297.18 |
| 597324LF7 | 799,000.00 | 0.249 | 08/01/2015 | 0.00 | 812,527.07 | 0.00 | 0.00 | -3,683.39 | 808,843.68 |
| 178 | SOCISD | OPER | 10/25/2013 | 12,000.00 | 1,001,996.37 | 0.00 | 0.00 | -10,987.42 | 991,008.95 |
| 833714M70 | 960,000.00 | 0.400 | 08/15/2015 | 0.00 | 1,003,862.40 | 0.00 | 0.00 | -11,443.20 | 992,419.20 |
| 191 | FHLMC | OPER | 03/24/2014 | 13,125.00 | 3,044,553.59 | 0.00 | 0.00 | -10,866.73 | 3,033,686.86 |
| 3137EACM9 | 3,000,000.00 | 0.296 | 09/10/2015 | 24,208.33 | 3,046,827.00 | 0.00 | 0.00 | -10,200.00 | 3,036,627.00 |
| 212 | EWB | OPER | 09/20/2014 | 3,950.51 | 0.00 | 5,006,771.67 | 0.00 | 5,006,771.67 | 5,006,771.67 |
| 172275929A | 5,006,771.67 | 0.400 | 09/20/2015 | 603.52 | 0.00 | 5,006,771.67 | 0.00 | 5,006,771.67 | 5,006,771.67 |
| 192 | FNMA | OPER | 03/24/2014 | 12,187.50 | 3,044,097.38 | 0.00 | 0.00 | -9,563.29 | 3,034,534.09 |
| 31398A4M1 | 3,000,000.00 | 0.345 | 10/26/2015 | 24,375.00 | 3,047,448.00 | 0.00 | 0.00 | -9,741.00 | 3,037,707.00 |
| 179 | WORCMA | OPER | 11/01/2013 | 21,350.00 | 2,223,437.04 | 0.00 | 0.00 | -18,950.80 | 2,204,486.24 |
| 981306ER0 | 2,135,000.00 | 0.430 | 11/01/2015 | 42,700.00 | 2,228,811.90 | 0.00 | 0.00 | -19,791.45 | 2,209,020.45 |
| 215 | EWB | OPER | 11/28/2014 | 164.75 | 0.00 | 5,011,231.76 | 0.00 | 5,011,231.76 | 5,011,231.76 |
| 172535690A | 5,011,231.76 | 0.400 | 11/28/2015 | 0.00 | 0.00 | 5,011,231.76 | 0.00 | 5,011,231.76 | 5,011,231.76 |
| 193 | FNMA | OPER | 03/24/2014 | 4,687.50 | 4,999,803.34 | 0.00 | 0.00 | 37.66 | 4,999,841.00 |
| 3135G0SB0 | 5,000,000.00 | 0.378 | 12/21/2015 | 0.00 | 5,005,415.00 | 0.00 | 0.00 | 1,075.00 | 5,006,490.00 |

Portfolio LEWI

Lewisville ISD
Texas Compliance Change in Val Report
September 1, 2014 - November 30, 2014

| Inv # | Issuer | Fund | Purch Date | Interest Accrual | Beginning Book Value | | | | Ending Book Value |
|---|--------------|-------|------------|-------------------|------------------------|----------------------|----------------|-----------------|---------------------|
| Cusip | Par Value | YTM | Mat Date | Interest Received | Beginning Market Value | Purchases/ Additions | Redemptions | Change in Value | Ending Market Value |
| 195 | FHLBC | OPER | 05/19/2014 | 2,275.00 | 3,000,000.00 | 0.00 | 3,000,000.00 | -3,000,000.00 | 0.00 |
| 3130A1UA4 | 0.00 | 0.000 | 02/19/2016 | 5,250.00 | 2,995,410.00 | 0.00 | 3,000,000.00 | -2,995,410.00 | 0.00 |
| 202 | DANECO | OPER | 07/02/2014 | 343.12 | 2,724,443.58 | 0.00 | 0.00 | 2,936.63 | 2,727,380.21 |
| 2360915R1 | 2,745,000.00 | 0.480 | 06/01/2016 | 0.00 | 2,708,436.60 | 0.00 | 0.00 | 3,705.75 | 2,712,142.35 |
| 200 | FHLMCC | OPER | 06/24/2014 | 6,250.00 | 5,000,000.00 | 0.00 | 0.00 | 0.00 | 5,000,000.00 |
| 3134G56P5 | 5,000,000.00 | 0.500 | 06/24/2016 | 0.00 | 4,992,870.00 | 0.00 | 0.00 | 4,060.00 | 4,996,930.00 |
| 210 | FFCB | OPER | 09/05/2014 | 2,986.11 | 0.00 | 2,499,032.95 | 0.00 | 2,499,157.82 | 2,499,157.82 |
| 3133EDQ96 | 2,500,000.00 | 0.521 | 07/11/2016 | 0.00 | 0.00 | 2,499,032.95 | 0.00 | 2,501,697.50 | 2,501,697.50 |
| 203 | FHLMCC | OPER | 07/22/2014 | 4,500.00 | 3,000,000.00 | 0.00 | 0.00 | 0.00 | 3,000,000.00 |
| 3134G5C29 | 3,000,000.00 | 0.600 | 07/22/2016 | 0.00 | 2,996,778.00 | 0.00 | 0.00 | 5,106.00 | 3,001,884.00 |
| 209 | FHLB | OPER | 09/05/2014 | 2,986.12 | 0.00 | 2,494,643.28 | 0.00 | 2,495,301.39 | 2,495,301.39 |
| 3130A2UX2 | 2,500,000.00 | 0.611 | 08/15/2016 | 0.00 | 0.00 | 2,494,643.28 | 0.00 | 2,496,197.50 | 2,496,197.50 |
| 211 | FHLBC | OPER | 09/23/2014 | 3,163.89 | 0.00 | 2,498,513.03 | 0.00 | 2,499,636.52 | 2,499,636.52 |
| 3130A2XD3 | 2,500,000.00 | 0.700 | 09/23/2016 | 0.00 | 0.00 | 2,498,513.03 | 0.00 | 2,498,472.50 | 2,498,472.50 |
| 207 | FHLMCS | OPER | 09/02/2014 | 6,180.56 | 0.00 | 5,000,000.00 | 0.00 | 5,000,000.00 | 5,000,000.00 |
| 3134G4N79 | 5,000,000.00 | 0.499 | 12/19/2016 | 0.00 | 0.00 | 5,000,000.00 | 0.00 | 5,000,780.00 | 5,000,780.00 |
| 184 | FHLBC | OPER | 01/17/2014 | 10,937.50 | 5,000,000.00 | 0.00 | 0.00 | 0.00 | 5,000,000.00 |
| 3130A0J92 | 5,000,000.00 | 0.875 | 01/17/2017 | 0.00 | 5,004,600.00 | 0.00 | 0.00 | -130.00 | 5,004,470.00 |
| 206 | FHLBS | OPER | 08/28/2014 | 10,937.50 | 5,000,000.00 | 0.00 | 0.00 | 0.00 | 5,000,000.00 |
| 3130A2W77 | 5,000,000.00 | 0.875 | 08/28/2017 | 0.00 | 5,007,065.00 | 0.00 | 0.00 | -410.00 | 5,006,655.00 |
| Sub Totals For: Fund: Maintenance & Operat | | | | 187,651.60 | 189,892,322.38 | 176,438,004.03 | 194,096,959.66 | -17,742,468.06 | 172,149,854.32 |
| | | | | 214,204.68 | 189,897,667.79 | 176,438,004.03 | 194,096,959.66 | -17,727,671.93 | 172,169,995.86 |
| Fund: Worker's Compensatio | | | | | | | | | |
| 25 | TPRIME | WC | 09/01/2006 | 607.34 | 4,145,169.61 | 607.34 | 500,000.00 | -499,392.66 | 3,645,776.95 |
| 999999994 | 3,645,776.95 | 0.071 | / / | 607.34 | 4,145,169.61 | 607.34 | 500,000.00 | -499,392.66 | 3,645,776.95 |

Lewisville ISD
Texas Compliance Change in Val Report
September 1, 2014 - November 30, 2014

| Inv # | Issuer | Fund | Purch Date | Interest Accrual | Beginning Book Value | Purchases/ Additions | Redemptions | Change in Value | Ending Book Value |
|---|--------------|-------|------------|-------------------|------------------------|----------------------|----------------|-----------------|---------------------|
| Cusip | Par Value | YTM | Mat Date | Interest Received | Beginning Market Value | | | | Ending Market Value |
| 26 | TXPOOL | WC | 09/01/2006 | 299.20 | 4,066,231.78 | 299.20 | 0.00 | 299.20 | 4,066,530.98 |
| 999999993 | 4,066,530.98 | 0.028 | / / | 299.20 | 4,066,231.78 | 299.20 | 0.00 | 299.20 | 4,066,530.98 |
| 106 | JPMC | WC | 06/01/2011 | 0.00 | 159,048.83 | 391,205.97 | 197,837.34 | 193,368.63 | 352,417.46 |
| 7958 | 352,417.46 | 0.000 | / / | 0.00 | 159,048.83 | 391,205.97 | 197,837.34 | 193,368.63 | 352,417.46 |
| Sub Totals For: Fund: Worker's Compensatio | | | | 906.54 | 8,370,450.22 | 392,112.51 | 697,837.34 | -305,724.83 | 8,064,725.39 |
| | | | | 906.54 | 8,370,450.22 | 392,112.51 | 697,837.34 | -305,724.83 | 8,064,725.39 |
| Report Grand Totals: | | | | 213,880.74 | 270,630,454.72 | 332,827,944.72 | 278,971,388.49 | 64,289,966.03 | 334,920,420.75 |
| | | | | 239,356.73 | 270,635,766.86 | 332,827,944.72 | 278,971,388.49 | 64,311,464.44 | 334,947,231.30 |



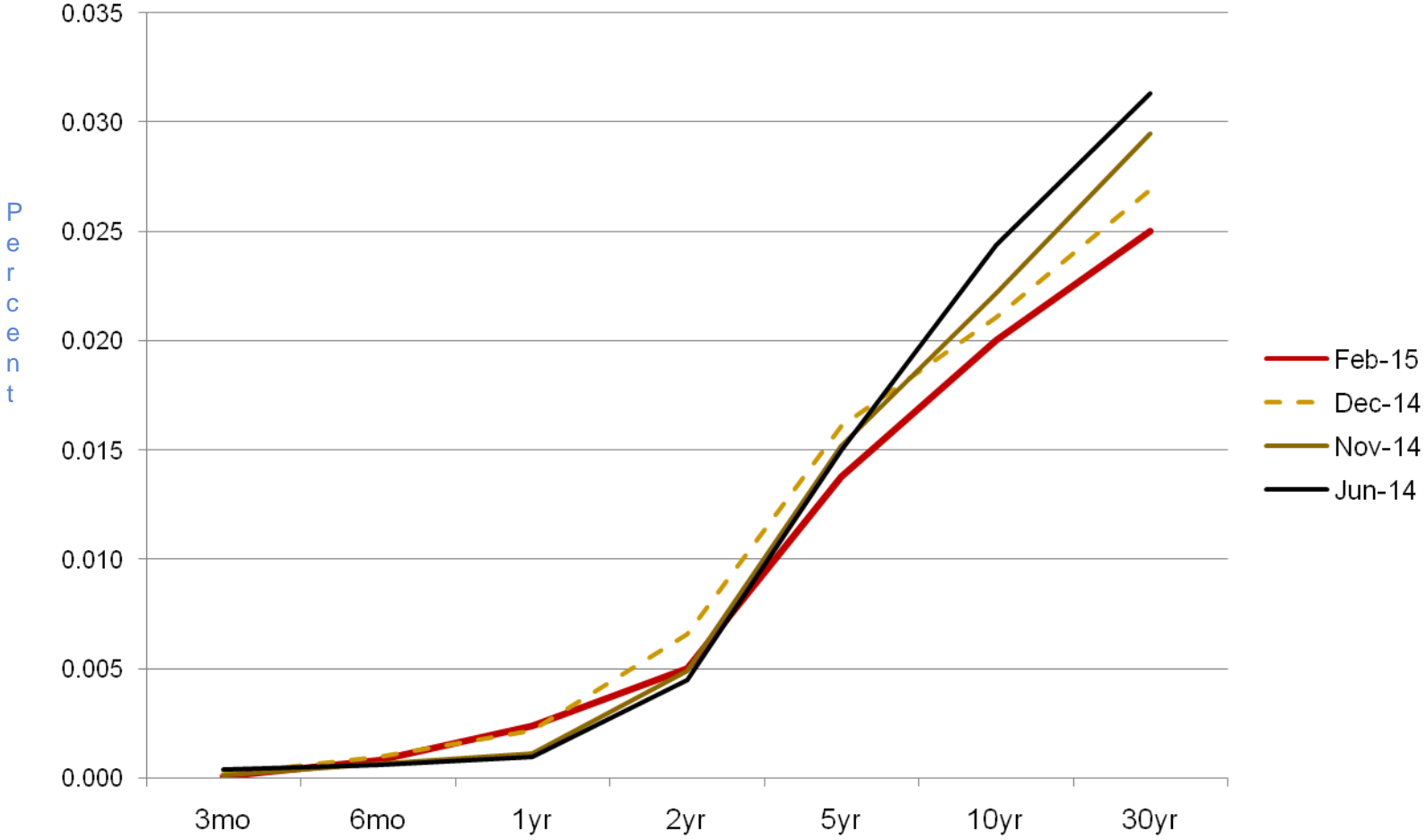
Quarterly Investment Report
November 30, 2014 – February 28, 2015

PATTERSON & ASSOCIATES



INVESTMENT PROFESSIONALS

Rates Drop with Oil




End of Month Rates - Full Yield Curve - Fed Funds to 30yr

Lewisville Independent School District
 Monthly Investment Report
 December 1, 2014 – February 28, 2015

Portfolio Summary Management Report

| <u>LISD Operating Funds</u> | | | |
|---|----------------|---|----------------|
| <u>Portfolio as of 11/30/14:</u> | | <u>Portfolio as of 02/28/15:</u> | |
| Beginning Book Value | \$ 334,920,421 | Ending Book Value | \$ 577,747,891 |
| Beginning Market Value | \$ 334,947,231 | Ending Market Value | \$ 577,759,154 |
| WAM at Beginning Period Date ¹ | 118 days | Investment Income for the period | \$ 174,120 |
| | | Unrealized Gain/Loss | \$ 11,263 |
| | | WAM at Ending Period Date ¹ | 80 days |
| | | Change in Market Value ² | \$ 242,811,923 |
| Average Yield for the period ending 11/30/14 | | 0.138% | |
| Average Yield 180-Day Treasury Bill for period | | 0.090% | |

 Karla Stastny, Senior Budget Accountant
 Lewisville ISD



 Linda T. Patterson, Investment Advisor, LISD
Patterson & Associates

 Theresa Maniscalco, Executive Director of Budget
 Lewisville ISD

 Tanya Wilson, Accountant
 Lewisville ISD

Patterson & Associates has assisted in the preparation of this consolidated investment report, with additional input provided by Texpool and LISD.

 1 WAM – weighted average maturity

2 “Change in Market Value” is required data, but will primarily reflect the receipt and expenditure of the District’s funds from month to month.



**Lewisville ISD
Portfolio Management
Portfolio Summary
February 28, 2015**

Patterson & Associates
901 S. MoPac
Suite 195
Austin, TX 78746

| Investments | Par Value | Market Value | Book Value | % of Portfolio | Term | Days to Maturity | YTM 365 Equiv. |
|---|---------------------------------|----------------------------|-----------------------|----------------|------------|------------------|----------------|
| East West Bank MM | 34,421,148.91 | 34,421,148.91 | 34,421,148.91 | 5.96 | 1 | 1 | 0.150 |
| First Financial Bank MM | 15,004,006.90 | 15,004,006.90 | 15,004,006.90 | 2.60 | 1 | 1 | 0.157 |
| Federal Agency Coupon Securities | 64,500,000.00 | 64,559,349.00 | 64,540,968.81 | 11.17 | 810 | 601 | 0.574 |
| Municipal Bonds | 12,344,000.00 | 12,414,828.63 | 12,421,945.95 | 2.15 | 592 | 264 | 0.415 |
| TexPool | 405,956,783.31 | 405,956,783.31 | 405,956,783.31 | 70.27 | 1 | 1 | 0.044 |
| TexPool Prime | 7,694,967.62 | 7,694,967.62 | 7,694,967.62 | 1.33 | 1 | 1 | 0.083 |
| JPMorgan Chase Bank Accounts | 17,580,406.22 | 17,580,406.22 | 17,580,406.22 | 3.04 | 1 | 1 | 0.000 |
| Bank of Texas - Escrow Account | 34,759.31 | 34,759.31 | 34,759.31 | 0.01 | 1 | 1 | 0.010 |
| CD's - Interest Quarterly | 20,092,904.32 | 20,092,904.32 | 20,092,904.32 | 3.48 | 365 | 191 | 0.400 |
| Investments | 577,628,976.59 | 577,759,154.22 | 577,747,891.35 | 100.00% | 117 | 80 | 0.132 |
| Cash and Accrued Interest | | | | | | | |
| Accrued Interest at Purchase | | 3,583.33 | 3,583.33 | | | | |
| Ending Accrued Interest | | 177,500.61 | 177,500.61 | | | | |
| Subtotal | | 181,083.94 | 181,083.94 | | | | |
| Total Cash and Investments Value | 577,628,976.59 | 577,940,238.16 | 577,928,975.29 | | 117 | 80 | 0.132 |
| Total Earnings | | | | | | | |
| | February 28 Month Ending | Fiscal Year To Date | | | | | |
| Current Year | 64,470.66 | 308,132.05 | | | | | |

The following reports are submitted in accordance with the Public Funds Investment Act (Texas Gov't Code 2256). The reports also offer supplemental information not required by the Act in order to fully inform the governing body of the Lewisville Independent School District of the position and activity within the District's portfolio of investments. The reports include a management summary overview, a detailed inventory report for the end of the period, a transaction report, as well as graphic representations of the portfolio to provide full disclosure to the governing body.

Karla Stastny, Senior Budget Accountant



**Lewisville ISD
Summary by Type
February 28, 2015
Grouped by Fund**

Patterson & Associates
901 S. MoPac
Suite 195
Austin, TX 78746
-

| Security Type | Number of Investments | Par Value | Book Value | % of Portfolio | Average YTM 365 | Average Days to Maturity |
|-----------------------------------|--------------------------|----------------------|----------------------|-------------------|--------------------|-----------------------------|
| Fund: Capital Project #637 | | | | | | |
| TexPool Prime | 1 | 18,016.07 | 18,016.07 | 0.00 | 0.083 | 1 |
| TexPool | 1 | 97,656.27 | 97,656.27 | 0.02 | 0.044 | 1 |
| Subtotal | 2 | 115,672.34 | 115,672.34 | 0.02 | 0.050 | 1 |
| Fund: Capital Project #641 | | | | | | |
| TexPool | 1 | 160,963.57 | 160,963.57 | 0.03 | 0.044 | 1 |
| Subtotal | 1 | 160,963.57 | 160,963.57 | 0.03 | 0.044 | 1 |
| Fund: Capital Project #642 | | | | | | |
| TexPool | 1 | 0.00 | 0.00 | 0.00 | 0.000 | 0 |
| Subtotal | 1 | 0.00 | 0.00 | 0.00 | 0.000 | 0 |
| Fund: Capital Project #643 | | | | | | |
| TexPool | 1 | 3,142,551.61 | 3,142,551.61 | 0.54 | 0.044 | 1 |
| Subtotal | 1 | 3,142,551.61 | 3,142,551.61 | 0.54 | 0.044 | 1 |
| Fund: Capital Project #644 | | | | | | |
| TexPool | 1 | 1,020,871.55 | 1,020,871.55 | 0.18 | 0.044 | 1 |
| Subtotal | 1 | 1,020,871.55 | 1,020,871.55 | 0.18 | 0.044 | 1 |
| Fund: Capital Project #645 | | | | | | |
| TexPool | 1 | 10,769,772.76 | 10,769,772.76 | 1.86 | 0.044 | 1 |
| Subtotal | 1 | 10,769,772.76 | 10,769,772.76 | 1.86 | 0.044 | 1 |
| Fund: Capital Project #646 | | | | | | |
| East West Bank MM | 1 | 14,398,462.46 | 14,398,462.46 | 2.49 | 0.150 | 1 |
| TexPool | 1 | 1,040,468.16 | 1,040,468.16 | 0.18 | 0.044 | 1 |
| Subtotal | 2 | 15,438,930.62 | 15,438,930.62 | 2.67 | 0.143 | 1 |
| Fund: Capital Project #647 | | | | | | |

Lewisville ISD
Summary by Type
February 28, 2015
Grouped by Fund

| Security Type | Number of Investments | Par Value | Book Value | % of Portfolio | Average YTM 365 | Average Days to Maturity |
|---|-----------------------|-----------------------|-----------------------|----------------|-----------------|--------------------------|
| Fund: Capital Project #647 | | | | | | |
| TexPool | 1 | 81,146,655.26 | 81,146,655.26 | 14.05 | 0.044 | 1 |
| Subtotal | 1 | 81,146,655.26 | 81,146,655.26 | 14.05 | 0.044 | 1 |
| Fund: Debt Service | | | | | | |
| CD's - Interest Quarterly | 1 | 5,033,991.46 | 5,033,991.46 | 0.87 | 0.400 | 144 |
| First Financial Bank MM | 1 | 15,004,006.90 | 15,004,006.90 | 2.60 | 0.157 | 1 |
| JPMorgan Chase Bank Accounts | 1 | 268,523.79 | 268,523.79 | 0.05 | 0.000 | 1 |
| TexPool Prime | 1 | 1,099,280.18 | 1,099,280.18 | 0.19 | 0.083 | 1 |
| TexPool | 1 | 91,473,973.30 | 91,473,973.30 | 15.83 | 0.044 | 1 |
| Subtotal | 5 | 112,879,775.63 | 112,879,775.63 | 19.54 | 0.075 | 7 |
| Fund: Escrow Sinking Fund | | | | | | |
| Bank of Texas - Escrow Account | 1 | 34,759.31 | 34,759.31 | 0.01 | 0.010 | 1 |
| Federal Agency Coupon Securities | 3 | 3,000,000.00 | 2,999,692.82 | 0.52 | 0.732 | 1,300 |
| Subtotal | 4 | 3,034,759.31 | 3,034,452.13 | 0.53 | 0.724 | 1,285 |
| Fund: Jem Res-Sec 125 | | | | | | |
| JPMorgan Chase Bank Accounts | 1 | 160,405.59 | 160,405.59 | 0.03 | 0.000 | 1 |
| Subtotal | 1 | 160,405.59 | 160,405.59 | 0.03 | 0.000 | 1 |
| Fund: Maintenance & Operations | | | | | | |
| Municipal Bonds | 8 | 12,344,000.00 | 12,421,945.95 | 2.15 | 0.415 | 264 |
| East West Bank MM | 1 | 20,022,686.45 | 20,022,686.45 | 3.47 | 0.150 | 1 |
| CD's - Interest Quarterly | 3 | 15,058,912.86 | 15,058,912.86 | 2.61 | 0.400 | 206 |
| Federal Agency Coupon Securities | 14 | 61,500,000.00 | 61,541,275.99 | 10.65 | 0.566 | 567 |
| JPMorgan Chase Bank Accounts | 1 | 16,697,958.37 | 16,697,958.37 | 2.89 | 0.000 | 1 |
| TexPool Prime | 1 | 2,931,211.43 | 2,931,211.43 | 0.51 | 0.083 | 1 |
| TexPool | 1 | 213,536,944.24 | 213,536,944.24 | 36.96 | 0.044 | 1 |
| Subtotal | 29 | 342,091,713.35 | 342,210,935.29 | 59.24 | 0.171 | 121 |
| Fund: Worker's Compensation Fund | | | | | | |
| JPMorgan Chase Bank Accounts | 1 | 453,518.47 | 453,518.47 | 0.08 | 0.000 | 1 |

Lewisville ISD
 Summary by Type
 February 28, 2015
 Grouped by Fund

| Security Type | Number of Investments | Par Value | Book Value | % of Portfolio | Average YTM 365 | Average Days to Maturity |
|---|--------------------------|-----------------------|-----------------------|-------------------|--------------------|-----------------------------|
| Fund: Worker's Compensation Fund | | | | | | |
| TexPool Prime | 1 | 3,646,459.94 | 3,646,459.94 | 0.63 | 0.083 | 1 |
| TexPool | 1 | 3,566,926.59 | 3,566,926.59 | 0.62 | 0.044 | 1 |
| Subtotal | 3 | 7,666,905.00 | 7,666,905.00 | 1.33 | 0.060 | 1 |
| Total and Average | 52 | 577,628,976.59 | 577,747,891.35 | 100.00 | 0.132 | 80 |



Lewisville ISD Cash Reconciliation Report For the Period December 1, 2014 - February 28, 2015 Grouped by Fund

Patterson & Associates
901 S. MoPac
Suite 195
Austin, TX 78746
-

| Trans. Date | Investment # | Fund | Trans. Type | Security ID | Par Value | Security Description | Maturity Date | Purchases | Interest | Redemptions | Cash |
|-------------------------------------|--------------|------|-------------|-------------|---------------|----------------------------------|---------------|-----------------------|-------------------|---------------------|-----------------------|
| Debt Service | | | | | | | | | | | |
| 12/31/2014 | 204 | DS | Interest | 172571152A | 5,025,062.38 | EWB 5.0M 0.40% Mat. 07/23/2015 | 07/23/2015 | 0.00 | 5,072.78 | 0.00 | 5,072.78 |
| 12/31/2014 | 204 | DS | Interest | 172571152A | 5,025,062.38 | EWB 5.0M 0.40% Mat. 07/23/2015 | 07/23/2015 | -5,072.78 | 0.00 | 0.00 | -5,072.78 |
| Subtotal | | | | | | | | -5,072.78 | 5,072.78 | 0.00 | 0.00 |
| Escrow Sinking Fund | | | | | | | | | | | |
| 12/26/2014 | 201 | ESF | Interest | 3130A2B62 | 1,000,000.00 | FHLBS 1.0M 1.50% Mat. 06/26/2019 | 06/26/2019 | 0.00 | 7,500.00 | 0.00 | 7,500.00 |
| 12/26/2014 | 201 | ESF | Call | 3130A2B62 | 1,000,000.00 | 0.0M 1.50% | 06/26/2019 | 0.00 | 0.00 | 1,000,000.00 | 1,000,000.00 |
| 01/30/2015 | 219 | ESF | Purchase | 3134G5XF7 | 1,000,000.00 | FHLMCS 1.0M 0.75% Mat. | 01/30/2018 | -1,000,000.00 | 0.00 | 0.00 | -1,000,000.00 |
| Subtotal | | | | | | | | -1,000,000.00 | 7,500.00 | 1,000,000.00 | 7,500.00 |
| Maintenance & Operations | | | | | | | | | | | |
| 12/01/2014 | 157 | OPER | Interest | 387460KY3 | 1,005,000.00 | GUTSD 1.0M 2.00% Mat. 06/01/2015 | 06/01/2015 | 0.00 | 10,050.00 | 0.00 | 10,050.00 |
| 12/01/2014 | 182 | OPER | Interest | 605581DP9 | 2,000,000.00 | MISSST 2.0M 0.31% Mat. | 12/01/2014 | 0.00 | 3,100.00 | 0.00 | 3,100.00 |
| 12/01/2014 | 182 | OPER | Maturity | 605581DP9 | 2,000,000.00 | MISSST 2.0M 0.31% Mat. | 12/01/2014 | 0.00 | 0.00 | 2,000,000.00 | 2,000,000.00 |
| 12/11/2014 | 216 | OPER | Purchase | 3133ECKZ6 | 5,000,000.00 | FFCBC 5.0M 0.43% Mat. 04/11/2016 | 04/11/2016 | -5,000,000.00 | -3,583.33 | 0.00 | -5,003,583.33 |
| 12/12/2014 | 217 | OPER | Purchase | 3130A3JY1 | 5,000,000.00 | FHLBS 5.0M 0.50% Mat. 12/12/2017 | 12/12/2017 | -4,999,500.00 | 0.00 | 0.00 | -4,999,500.00 |
| 12/19/2014 | 207 | OPER | Interest | 3134G4N79 | 5,000,000.00 | FHLMCS 5.0M 0.50% Mat. | 12/19/2016 | 0.00 | 12,500.00 | 0.00 | 12,500.00 |
| 12/21/2014 | 193 | OPER | Interest | 3135G0SB0 | 5,000,000.00 | FNMA 5.0M 0.38% Mat. 12/21/2015 | 12/21/2015 | 0.00 | 9,375.00 | 0.00 | 9,375.00 |
| 12/24/2014 | 200 | OPER | Interest | 3134G56P5 | 5,000,000.00 | FHLMCC 5.0M 0.50% Mat. | 06/24/2016 | 0.00 | 12,500.00 | 0.00 | 12,500.00 |
| 12/30/2014 | 218 | OPER | Purchase | 3130A3ME1 | 10,000,000.00 | FHLBC 10.0M 0.55% Mat. | 09/30/2016 | -9,995,000.00 | 0.00 | 0.00 | -9,995,000.00 |
| 12/31/2014 | 205 | OPER | Interest | 172311617A | 5,025,062.38 | EWB 5.0M 0.40% Mat. 07/23/2015 | 07/23/2015 | 0.00 | 5,072.78 | 0.00 | 5,072.78 |
| 12/31/2014 | 205 | OPER | Interest | 172311617A | 5,025,062.38 | EWB 5.0M 0.40% Mat. 07/23/2015 | 07/23/2015 | -5,072.78 | 0.00 | 0.00 | -5,072.78 |
| 12/31/2014 | 212 | OPER | Interest | 172275929A | 5,006,168.15 | EWB 5.0M 0.40% Mat. 09/20/2015 | 09/20/2015 | 0.00 | 5,050.44 | 0.00 | 5,050.44 |
| 12/31/2014 | 212 | OPER | Interest | 172275929A | 5,006,168.15 | EWB 5.0M 0.40% Mat. 09/20/2015 | 09/20/2015 | -5,050.44 | 0.00 | 0.00 | -5,050.44 |
| 12/31/2014 | 215 | OPER | Interest | 172535690A | 5,011,231.76 | EWB 5.0M 0.40% Mat. 11/28/2015 | 11/28/2015 | 0.00 | 1,867.53 | 0.00 | 1,867.53 |
| 12/31/2014 | 215 | OPER | Interest | 172535690A | 5,011,231.76 | EWB 5.0M 0.40% Mat. 11/28/2015 | 11/28/2015 | -1,867.53 | 0.00 | 0.00 | -1,867.53 |
| 01/11/2015 | 210 | OPER | Interest | 3133EDQ96 | 2,500,000.00 | FFCB 2.5M 0.50% Mat. 07/11/2016 | 07/11/2016 | 0.00 | 6,250.00 | 0.00 | 6,250.00 |
| 01/15/2015 | 188 | OPER | Interest | 529590BJ9 | 2,000,000.00 | LEXISC 2.0M 3.75% Mat. | 01/15/2015 | 0.00 | 75,000.00 | 0.00 | 75,000.00 |
| 01/15/2015 | 188 | OPER | Maturity | 529590BJ9 | 2,000,000.00 | LEXISC 2.0M 3.75% Mat. | 01/15/2015 | 0.00 | 0.00 | 2,000,000.00 | 2,000,000.00 |
| 01/17/2015 | 184 | OPER | Interest | 3130A0J92 | 5,000,000.00 | FHLBC 5.0M 0.88% Mat. 01/17/2017 | 01/17/2017 | 0.00 | 21,875.00 | 0.00 | 21,875.00 |
| 01/22/2015 | 203 | OPER | Interest | 3134G5C29 | 3,000,000.00 | FHLMCC 3.0M 0.60% Mat. | 07/22/2016 | 0.00 | 9,000.00 | 0.00 | 9,000.00 |
| 02/01/2015 | 180 | OPER | Interest | 4197912K3 | 1,000,000.00 | HAWAII 1.0M 3.00% Mat. | 08/01/2015 | 0.00 | 15,000.00 | 0.00 | 15,000.00 |
| 02/15/2015 | 178 | OPER | Interest | 833714M70 | 960,000.00 | SOCISD 1.0M 5.00% Mat. | 08/15/2015 | 0.00 | 24,000.00 | 0.00 | 24,000.00 |
| 02/15/2015 | 209 | OPER | Interest | 3130A2UX2 | 2,500,000.00 | FHLB 2.5M 0.50% Mat. 08/15/2016 | 08/15/2016 | 0.00 | 6,250.00 | 0.00 | 6,250.00 |
| 02/26/2015 | 221 | OPER | Purchase | 9826713P2 | 2,635,000.00 | WYANCO 2.6M 0.50% Mat. | 03/01/2016 | -2,636,317.50 | 0.00 | 0.00 | -2,636,317.50 |
| 02/28/2015 | 206 | OPER | Interest | 3130A2W77 | 5,000,000.00 | FHLBS 5.0M 0.88% Mat. 08/28/2017 | 08/28/2017 | 0.00 | 21,875.00 | 0.00 | 21,875.00 |
| Subtotal | | | | | | | | -22,642,808.25 | 235,182.42 | 4,000,000.00 | -18,407,625.83 |

Portfolio LEWI
AP

Lewisville ISD
 Cash Reconciliation Report
 For the Period December 1, 2014 - February 28, 2015

| Trans. Date | Investment # | Fund | Trans. Type | Security ID | Par Value | Security Description | Maturity Date | Purchases | Interest | Redemptions | Cash |
|-------------|--------------|------|-------------|-------------|-----------|----------------------|---------------|----------------|------------|--------------|----------------|
| | | | | | | | Total | -23,647,881.03 | 247,755.20 | 5,000,000.00 | -18,400,125.83 |



**Lewisville ISD
Purchases Report
Sorted by Fund - Fund
December 1, 2014 - February 28, 2015**

Patterson & Associates
901 S. MoPac
Suite 195
Austin, TX 78746
-

| CUSIP | Investment # | Fund | Sec. Type | Issuer | Original Par Value | Purchase Date | Payment Periods | Principal Purchased | Accrued Interest at Purchase | Rate at Purchase | Maturity Date | YTM | Ending Book Value |
|-------------------------------------|--------------|------|-----------|------------------------|----------------------|---------------|-----------------|----------------------|------------------------------|------------------|---------------|-------|----------------------|
| Debt Service | | | | | | | | | | | | | |
| 63621 | 220 | DS | LA2 | FFB | 15,000,000.00 | 01/13/2015 | 02/01 - Monthly | 15,000,000.00 | | 0.050 | | 0.050 | 15,004,006.90 |
| | | | | Subtotal | 15,000,000.00 | | | 15,000,000.00 | 0.00 | | | | 15,004,006.90 |
| Escrow Sinking Fund | | | | | | | | | | | | | |
| 3134G5XF7 | 219 | ESF | FAC | FHLMCS | 1,000,000.00 | 01/30/2015 | 07/30 - 01/30 | 1,000,000.00 | | 0.750 | 01/30/2018 | 0.750 | 1,000,000.00 |
| | | | | Subtotal | 1,000,000.00 | | | 1,000,000.00 | 0.00 | | | | 1,000,000.00 |
| Maintenance & Operations | | | | | | | | | | | | | |
| 3133ECKZ6 | 216 | OPER | FAC | FFCBC | 5,000,000.00 | 12/11/2014 | 04/11 - 10/11 | 5,000,000.00 | 3,583.33 | 0.430 | 04/11/2016 | 0.430 | 5,000,000.00 |
| 3130A3JY1 | 217 | OPER | FAC | FHLBS | 5,000,000.00 | 12/12/2014 | 06/12 - 12/12 | 4,999,500.00 | | 0.500 | 12/12/2017 | 0.503 | 4,999,938.89 |
| 3130A3ME1 | 218 | OPER | FAC | FHLBC | 10,000,000.00 | 12/30/2014 | 03/30 - 09/30 | 9,995,000.00 | | 0.550 | 09/30/2016 | 0.579 | 9,998,388.89 |
| 9826713P2 | 221 | OPER | MC1 | WYANCO | 2,635,000.00 | 02/26/2015 | 04/01 - 10/01 | 2,636,317.50 | | 0.500 | 03/01/2016 | 0.451 | 2,636,281.89 |
| | | | | Subtotal | 22,635,000.00 | | | 22,630,817.50 | 3,583.33 | | | | 22,634,609.67 |
| | | | | Total Purchases | 38,635,000.00 | | | 38,630,817.50 | 3,583.33 | | | | 38,638,616.57 |



**Lewisville ISD
Maturity Report
Sorted by Maturity Date**

Patterson & Associates
901 S. MoPac
Suite 195
Austin, TX 78746
-

Amounts due during December 1, 2014 - February 28, 2015

| CUSIP | Investment # | Fund | Sec. Type | Issuer | Par Value | Maturity Date | Purchase Date | Rate at Maturity | Book Value at Maturity | Interest | Maturity Proceeds | Net Income |
|-------------------------|--------------|------|-----------|--------|---------------------|---------------|---------------|------------------|------------------------|------------------|---------------------|------------------|
| 605581DP9 | 182 | OPER | MC1 | MISSST | 2,000,000.00 | 12/01/2014 | 12/03/2013 | 0.310 | 2,000,000.00 | 3,100.00 | 2,003,100.00 | 3,100.00 |
| 529590BJ9 | 188 | OPER | MC1 | LEXISC | 2,000,000.00 | 01/15/2015 | 02/24/2014 | 3.750 | 2,000,000.00 | 75,000.00 | 2,075,000.00 | 75,000.00 |
| Total Maturities | | | | | 4,000,000.00 | | | | 4,000,000.00 | 78,100.00 | 4,078,100.00 | 78,100.00 |



**Lewisville ISD
Sales/Call Report
Sorted by Maturity Date - Fund
December 1, 2014 - February 28, 2015**

Patterson & Associates
901 S. MoPac
Suite 195
Austin, TX 78746
-

| CUSIP | Investment # | Fund | Issuer Sec. Type | Purchase Date | Redem. Date Matur. Date | Par Value | Rate at Redem. | Book Value at Redem. | Redemption Principal | Redemption Interest | Total Amount | Net Income |
|--------------------|--------------|------|---------------------|------------------|----------------------------|---------------------|-------------------|-------------------------|-------------------------|------------------------|----------------------|-----------------|
| 06/26/2019 | | | | | | | | | | | | |
| 3130A2B62 | 201 | ESF | FHLBS FAC | 06/26/2014 | 12/26/2014 06/26/2019 | 1,000,000.00 | 1.500 V | 1,000,000.00 | 1,000,000.00 | 7,500.00 | 1,007,500.00 Call | 7,500.00 |
| Subtotal | | | | | | 1,000,000.00 | | 1,000,000.00 | 1,000,000.00 | 7,500.00 | 1,007,500.00 | 7,500.00 |
| Total Sales | | | | | | 1,000,000.00 | | 1,000,000.00 | 1,000,000.00 | 7,500.00 | 1,007,500.00 | 7,500.00 |

V - Security with variable rate change.



Lewisville ISD
Interest Earnings
Sorted by Fund - Fund
December 1, 2014 - February 28, 2015
Yield on Average Book Value

Patterson & Associates
 901 S. MoPac
 Suite 195
 Austin, TX 78746
 -

| CUSIP | Investment # | Fund | Security Type | Ending Par Value | Beginning Book Value | Average Book Value | Maturity Date | Current Annualized Rate | Yield | Adjusted Interest Earnings | | |
|-----------------------------------|--------------|--------|-----------------|----------------------|----------------------|----------------------|---------------|-------------------------|--------------|----------------------------|-------------------------|----------------------------|
| | | | | | | | | | | Interest Earned | Amortization/ Accretion | Adjusted Interest Earnings |
| Fund: Capital Project #637 | | | | | | | | | | | | |
| 999999994 | 78 | CP0637 | RR2 | 18,016.07 | 18,012.69 | 18,013.85 | | 0.083 | 0.076 | 3.38 | 0.00 | 3.38 |
| 999999993 | 73 | CP0637 | RRP | 97,656.27 | 97,645.61 | 97,649.30 | | 0.044 | 0.044 | 10.66 | 0.00 | 10.66 |
| | | | Subtotal | 115,672.34 | 115,658.30 | 115,663.15 | | | 0.049 | 14.04 | 0.00 | 14.04 |
| Fund: Capital Project #641 | | | | | | | | | | | | |
| 999999993 | 102 | CP0641 | RRP | 160,963.57 | 193,157.77 | 185,315.52 | | 0.044 | 0.044 | 20.19 | 0.00 | 20.19 |
| | | | Subtotal | 160,963.57 | 193,157.77 | 185,315.52 | | | 0.044 | 20.19 | 0.00 | 20.19 |
| Fund: Capital Project #642 | | | | | | | | | | | | |
| 999999993 | 117 | CP0642 | RRP | 0.00 | 520,233.96 | 346,828.78 | | | 0.022 | 18.43 | 0.00 | 18.43 |
| | | | Subtotal | 0.00 | 520,233.96 | 346,828.78 | | | 0.022 | 18.43 | 0.00 | 18.43 |
| Fund: Capital Project #643 | | | | | | | | | | | | |
| 999999993 | 124 | CP0643 | RRP | 3,142,551.61 | 3,521,455.65 | 3,338,895.87 | | 0.044 | 0.044 | 359.81 | 0.00 | 359.81 |
| | | | Subtotal | 3,142,551.61 | 3,521,455.65 | 3,338,895.87 | | | 0.044 | 359.81 | 0.00 | 359.81 |
| Fund: Capital Project #644 | | | | | | | | | | | | |
| 999999993 | 143 | CP0644 | RRP | 1,020,871.55 | 1,057,437.04 | 1,036,125.23 | | 0.044 | 0.044 | 112.28 | 0.00 | 112.28 |
| | | | Subtotal | 1,020,871.55 | 1,057,437.04 | 1,036,125.23 | | | 0.044 | 112.28 | 0.00 | 112.28 |
| Fund: Capital Project #645 | | | | | | | | | | | | |
| 999999993 | 152 | CP0645 | RRP | 10,769,772.76 | 11,605,250.06 | 11,424,013.51 | | 0.044 | 0.044 | 1,242.90 | 0.00 | 1,242.90 |
| | | | Subtotal | 10,769,772.76 | 11,605,250.06 | 11,424,013.51 | | | 0.044 | 1,242.90 | 0.00 | 1,242.90 |
| Fund: Capital Project #646 | | | | | | | | | | | | |
| 999999993 | 181 | CP0646 | RRP | 1,040,468.16 | 3,451,585.18 | 2,757,954.65 | | 0.044 | 0.044 | 299.84 | 0.00 | 299.84 |
| 72000257 | 199 | CP0646 | LA1 | 14,398,462.46 | 20,015,282.60 | 16,643,960.91 | | 0.150 | 0.150 | 6,155.94 | 0.00 | 6,155.94 |
| | | | Subtotal | 15,438,930.62 | 23,466,867.78 | 19,401,915.56 | | | 0.135 | 6,455.78 | 0.00 | 6,455.78 |

Portfolio LEWI
 AP
 IE (PRF_IE) 7.2.0
 Report Ver. 7.3.5

Lewisville ISD
Interest Earnings
December 1, 2014 - February 28, 2015

| CUSIP | Investment # | Fund | Security Type | Ending Par Value | Beginning Book Value | Average Book Value | Maturity Date | Current Annualized Rate | Annualized Yield | Adjusted Interest Earnings | | |
|---|--------------|--------|---------------|-----------------------|----------------------|----------------------|---------------|-------------------------|------------------|----------------------------|-------------------------|----------------------------|
| | | | | | | | | | | Interest Earned | Amortization/ Accretion | Adjusted Interest Earnings |
| Fund: Capital Project #647 | | | | | | | | | | | | |
| 999999993 | 213 | CP0647 | RRP | 81,146,655.26 | 84,424,928.93 | 83,758,868.25 | | 0.044 | 0.044 | 9,112.16 | 0.00 | 9,112.16 |
| Subtotal | | | | 81,146,655.26 | 84,424,928.93 | 83,758,868.25 | | | 0.044 | 9,112.16 | 0.00 | 9,112.16 |
| Fund: Debt Service | | | | | | | | | | | | |
| 999999994 | 19 | DS | RR2 | 1,099,280.18 | 1,099,074.22 | 1,099,144.66 | | 0.083 | 0.076 | 205.96 | 0.00 | 205.96 |
| 999999993 | 18 | DS | RRP | 91,473,973.30 | 20,419,933.73 | 59,073,222.64 | | 0.044 | 0.050 | 7,349.02 | 0.00 | 7,349.02 |
| 172571152A | 204 | DS | RR5 | 5,033,991.46 | 5,028,918.68 | 5,032,300.53 | 07/23/2015 | 0.400 | 0.400 | 4,964.19 | 0.00 | 4,964.19 |
| 63621 | 220 | DS | LA2 | 15,004,006.90 | 0.00 | 7,833,554.80 | | 0.157 | 0.207 | 4,006.90 | 0.00 | 4,006.90 |
| Subtotal | | | | 112,611,251.84 | 26,547,926.63 | 73,038,222.62 | | | 0.092 | 16,526.07 | 0.00 | 16,526.07 |
| Fund: Escrow Sinking Fund | | | | | | | | | | | | |
| 3136G02S9 | 139 | ESF | FAC | 1,000,000.00 | 999,671.99 | 999,682.30 | 11/08/2018 | 1.000 | 1.023 | 2,500.00 | 20.83 | 2,520.83 |
| 3130A2B62 | 201 | ESF | FAC | 0.00 | 1,000,000.00 | 277,777.78 | 06/26/2019 | 1.500 | 1.521 | 1,041.67 | 0.00 | 1,041.67 |
| 3130A1A81 | 194 | ESF | FAC | 1,000,000.00 | 1,000,000.00 | 1,000,000.00 | 03/25/2019 | 0.500 | 0.507 | 1,250.00 | 0.00 | 1,250.00 |
| 3134G5XF7 | 219 | ESF | FAC | 1,000,000.00 | 0.00 | 333,333.33 | 01/30/2018 | 0.750 | 0.786 | 645.83 | 0.00 | 645.83 |
| 820162014 | 128 | ESF | RR4 | 34,759.31 | 27,228.06 | 32,656.29 | | 0.010 | 0.383 | 30.85 | 0.00 | 30.85 |
| Subtotal | | | | 3,034,759.31 | 3,026,900.05 | 2,643,449.70 | | | 0.842 | 5,468.35 | 20.83 | 5,489.18 |
| Fund: Maintenance & Operations | | | | | | | | | | | | |
| 999999994 | 17 | OPER | RR2 | 2,931,211.43 | 2,930,662.38 | 2,930,850.12 | | 0.083 | 0.076 | 549.05 | 0.00 | 549.05 |
| 3133EDQ96 | 210 | OPER | FAC | 2,500,000.00 | 2,499,157.82 | 2,499,222.49 | 07/11/2016 | 0.500 | 0.528 | 3,125.00 | 130.69 | 3,255.69 |
| 3130A2UX2 | 209 | OPER | FAC | 2,500,000.00 | 2,495,301.39 | 2,495,642.18 | 08/15/2016 | 0.500 | 0.620 | 3,125.00 | 688.72 | 3,813.72 |
| 3137EACM9 | 191 | OPER | FAC | 3,000,000.00 | 3,033,686.86 | 3,028,309.84 | 09/10/2015 | 1.750 | 0.302 | 13,125.00 | -10,866.73 | 2,258.27 |
| 31398A4M1 | 192 | OPER | FAC | 3,000,000.00 | 3,034,534.09 | 3,029,802.03 | 10/26/2015 | 1.625 | 0.351 | 12,187.50 | -9,563.29 | 2,624.21 |
| 3135G0SB0 | 193 | OPER | FAC | 5,000,000.00 | 4,999,841.00 | 4,999,859.63 | 12/21/2015 | 0.375 | 0.383 | 4,687.50 | 37.66 | 4,725.16 |
| 999999993 | 16 | OPER | RRP | 213,536,944.24 | 65,913,020.45 | 122,600,586.27 | | 0.044 | 0.051 | 15,548.40 | 0.00 | 15,548.40 |
| 3130A2XD3 | 211 | OPER | FAC | 2,500,000.00 | 2,499,636.52 | 2,499,957.59 | 09/23/2016 | 0.670 | 0.738 | 4,187.50 | 363.48 | 4,550.98 |
| 3130A3ME1 | 218 | OPER | FAC | 10,000,000.00 | 0.00 | 6,775,501.23 | 09/30/2016 | 0.550 | 0.761 | 9,319.44 | 3,388.89 | 12,708.33 |
| 3130A0J92 | 184 | OPER | FAC | 5,000,000.00 | 5,000,000.00 | 5,000,000.00 | 01/17/2017 | 0.875 | 0.887 | 10,937.50 | 0.00 | 10,937.50 |
| 3130A3JY1 | 217 | OPER | FAC | 5,000,000.00 | 0.00 | 4,388,639.69 | 12/12/2017 | 0.500 | 0.548 | 5,486.11 | 438.89 | 5,925.00 |
| 3130A2W77 | 206 | OPER | FAC | 5,000,000.00 | 5,000,000.00 | 5,000,000.00 | 08/28/2017 | 0.875 | 0.887 | 10,937.50 | 0.00 | 10,937.50 |
| 3134G4N79 | 207 | OPER | FAC | 5,000,000.00 | 5,000,000.00 | 5,000,000.00 | 12/19/2016 | 0.600 | 0.588 | 7,250.00 | 0.00 | 7,250.00 |
| 3134G5C29 | 203 | OPER | FAC | 3,000,000.00 | 3,000,000.00 | 3,000,000.00 | 07/22/2016 | 0.600 | 0.608 | 4,500.00 | 0.00 | 4,500.00 |
| 3134G56P5 | 200 | OPER | FAC | 5,000,000.00 | 5,000,000.00 | 5,000,000.00 | 06/24/2016 | 0.500 | 0.507 | 6,250.00 | 0.00 | 6,250.00 |
| 3133ECKZ6 | 216 | OPER | FAC | 5,000,000.00 | 0.00 | 4,444,444.44 | 04/11/2016 | 0.430 | 0.436 | 4,777.78 | 0.00 | 4,777.78 |
| 387460KY3 | 157 | OPER | MC1 | 1,005,000.00 | 1,013,049.17 | 1,011,057.75 | 06/01/2015 | 2.000 | 0.401 | 5,025.00 | -4,024.58 | 1,000.42 |
| 172311617A | 205 | OPER | RR5 | 5,033,991.46 | 5,028,918.68 | 5,032,300.53 | 07/23/2015 | 0.400 | 0.400 | 4,964.19 | 0.00 | 4,964.19 |

Lewisville ISD
Interest Earnings
December 1, 2014 - February 28, 2015

| CUSIP | Investment # | Fund | Security Type | Ending Par Value | Beginning Book Value | Average Book Value | Maturity Date | Current Annualized Rate | Yield | Adjusted Interest Earnings | | |
|---|--------------|------|---------------|-----------------------|-----------------------|-----------------------|---------------|-------------------------|--------------|----------------------------|-------------------------|----------------------------|
| | | | | | | | | | | Interest Earned | Amortization/ Accretion | Adjusted Interest Earnings |
| Fund: Maintenance & Operations | | | | | | | | | | | | |
| 172535690A | 215 | OPER | RR5 | 5,013,099.29 | 5,011,231.76 | 5,012,476.78 | 11/28/2015 | 0.400 | 0.400 | 4,944.10 | 0.00 | 4,944.10 |
| 172275929A | 212 | OPER | RR5 | 5,011,822.11 | 5,006,771.67 | 5,010,138.63 | 09/20/2015 | 0.400 | 0.400 | 4,942.34 | 0.00 | 4,942.34 |
| 72000240 | 198 | OPER | LA1 | 20,022,686.45 | 20,015,282.60 | 20,017,939.55 | | 0.150 | 0.150 | 7,403.85 | 0.00 | 7,403.85 |
| 186072QR8 | 177 | OPER | MC1 | 1,065,000.00 | 1,067,414.00 | 1,066,219.52 | 03/01/2015 | 1.250 | 0.348 | 3,328.12 | -2,414.00 | 914.12 |
| 833714M70 | 178 | OPER | MC1 | 960,000.00 | 991,008.95 | 985,572.21 | 08/15/2015 | 5.000 | 0.417 | 12,000.00 | -10,987.43 | 1,012.57 |
| 981306ER0 | 179 | OPER | MC1 | 2,135,000.00 | 2,204,486.24 | 2,195,109.11 | 11/01/2015 | 4.000 | 0.443 | 21,350.00 | -18,950.79 | 2,399.21 |
| 4197912K3 | 180 | OPER | MC1 | 1,000,000.00 | 1,017,527.87 | 1,014,275.48 | 08/01/2015 | 3.000 | 0.371 | 7,500.00 | -6,572.95 | 927.05 |
| 529590BJ9 | 188 | OPER | MC1 | 0.00 | 2,008,531.34 | 1,002,068.20 | 01/15/2015 | 3.750 | 0.257 | 9,166.67 | -8,531.34 | 635.33 |
| 597324LF7 | 197 | OPER | MC1 | 799,000.00 | 808,297.18 | 806,572.04 | 08/01/2015 | 2.000 | 0.256 | 3,995.00 | -3,486.44 | 508.56 |
| 2360915R1 | 202 | OPER | MC1 | 2,745,000.00 | 2,727,380.21 | 2,728,833.30 | 06/01/2016 | 0.050 | 0.487 | 343.13 | 2,936.63 | 3,279.76 |
| 9826713P2 | 221 | OPER | MC1 | 2,635,000.00 | 0.00 | 87,876.62 | 03/01/2016 | 0.500 | 0.680 | 182.99 | -35.61 | 147.38 |
| Subtotal | | | | 325,393,754.98 | 157,305,740.18 | 228,663,255.24 | | | 0.237 | 201,138.67 | -67,448.20 | 133,690.47 |
| Fund: Worker's Compensation Fund | | | | | | | | | | | | |
| 999999994 | 25 | WC | RR2 | 3,646,459.94 | 3,645,776.95 | 3,646,010.51 | | 0.083 | 0.076 | 682.99 | 0.00 | 682.99 |
| 999999993 | 26 | WC | RRP | 3,566,926.59 | 4,066,530.98 | 3,733,336.69 | | 0.044 | 0.043 | 395.61 | 0.00 | 395.61 |
| Subtotal | | | | 7,213,386.53 | 7,712,307.93 | 7,379,347.19 | | | 0.059 | 1,078.60 | 0.00 | 1,078.60 |
| Total | | | | 560,048,570.37 | 319,497,864.28 | 431,331,900.64 | | | 0.164 | 241,547.28 | -67,427.37 | 174,119.91 |



Lewisville ISD
Amortization Schedule
December 1, 2014 - February 28, 2015
Sorted By Fund - Fund

Patterson & Associates
 901 S. MoPac
 Suite 195
 Austin, TX 78746
 -

| Investment # | Maturity Date | Beginning Par Value | | | | | Amounts Amortized | | | |
|-------------------------------------|---------------|---------------------|-----------------|---------------------|------------------------------|-------------------|----------------------------------|------------------------------|----------------------------------|---------------------------------------|
| Issuer | Fund | Amort. Date | Current Rate | Purchase Principal | Original Premium or Discount | Ending Book Value | And Unamortized As of 12/01/2014 | Amount Amortized This Period | Amt Amortized Through 02/28/2015 | Amount Unamortized Through 02/28/2015 |
| Escrow Sinking Fund | | | | | | | | | | |
| 201 | ESF | 06/26/2019 | 1,000,000.00 | 999,500.00 | -500.00 | 0.00 | 500.00 | 0.00 | 500.00 | 0.00 |
| FHLB Step Note | | 09/26/2014 | 1.500 | | | | 0.00 | | | |
| 139 | ESF | 11/08/2018 | 1,000,000.00 | 999,500.00 | -500.00 | 999,692.82 | 171.99 | 20.83 | 192.82 | -307.18 |
| FNMA Step Note | | 11/08/2018 | 1.000 | | | | -328.01 | | | |
| | | | Subtotal | 1,999,000.00 | -1,000.00 | 999,692.82 | 671.99 | 20.83 | 692.82 | -307.18 |
| | | | | | | | -328.01 | | | |
| Maintenance & Operations | | | | | | | | | | |
| 177 | OPER | 03/01/2015 | 1,065,000.00 | 1,078,035.60 | 13,035.60 | 1,065,000.00 | -10,621.60 | -2,414.00 | -13,035.60 | 0.00 |
| Cleveland County SD OK | | | 1.250 | | | | 2,414.00 | | | |
| 202 | OPER | 06/01/2016 | 2,745,000.00 | 2,722,518.45 | -22,481.55 | 2,730,316.84 | 4,861.76 | 2,936.63 | 7,798.39 | -14,683.16 |
| Dane County WI | | | 0.050 | | | | -17,619.79 | | | |
| 210 | OPER | 07/11/2016 | 2,500,000.00 | 2,499,032.95 | -967.05 | 2,499,288.51 | 124.87 | 130.69 | 255.56 | -711.49 |
| FFCB Note | | | 0.500 | | | | -842.18 | | | |
| 209 | OPER | 08/15/2016 | 2,500,000.00 | 2,494,643.28 | -5,356.72 | 2,495,990.11 | 658.11 | 688.72 | 1,346.83 | -4,009.89 |
| FHLB Note | | | 0.500 | | | | -4,698.61 | | | |
| 211 | OPER | 09/23/2016 | 2,500,000.00 | 2,498,513.03 | -1,486.97 | 2,500,000.00 | 1,123.49 | 363.48 | 1,486.97 | 0.00 |
| FHLB Call Note | | 12/23/2014 | 0.670 | | | | -363.48 | | | |
| 218 | OPER | 09/30/2016 | 10,000,000.00 | 9,995,000.00 | -5,000.00 | 9,998,388.89 | 0.00 | 3,388.89 | 3,388.89 | -1,611.11 |
| FHLB Call Note | | 03/30/2015 | 0.550 | | | | -5,000.00 | | | |
| 217 | OPER | 12/12/2017 | 5,000,000.00 | 4,999,500.00 | -500.00 | 4,999,938.89 | 0.00 | 438.89 | 438.89 | -61.11 |
| FHLB Step Note | | 03/12/2015 | 0.500 | | | | -500.00 | | | |
| 191 | OPER | 09/10/2015 | 3,000,000.00 | 3,063,510.00 | 63,510.00 | 3,022,820.13 | -29,823.14 | -10,866.73 | -40,689.87 | 22,820.13 |
| FHLMC Note | | | 1.750 | | | | 33,686.86 | | | |
| 192 | OPER | 10/26/2015 | 3,000,000.00 | 3,060,780.00 | 60,780.00 | 3,024,970.80 | -26,245.91 | -9,563.29 | -35,809.20 | 24,970.80 |
| FNMA Note | | | 1.625 | | | | 34,534.09 | | | |
| 193 | OPER | 12/21/2015 | 5,000,000.00 | 4,999,737.65 | -262.35 | 4,999,878.66 | 103.35 | 37.66 | 141.01 | -121.34 |
| FNMA Note | | | 0.375 | | | | -159.00 | | | |
| 157 | OPER | 06/01/2015 | 1,005,000.00 | 1,037,330.85 | 32,330.85 | 1,009,024.59 | -24,281.68 | -4,024.58 | -28,306.26 | 4,024.59 |
| Granite UT SD | | | 2.000 | | | | 8,049.17 | | | |
| 180 | OPER | 08/01/2015 | 1,000,000.00 | 1,044,550.00 | 44,550.00 | 1,010,954.92 | -27,022.13 | -6,572.95 | -33,595.08 | 10,954.92 |
| Hawaii State | | | 3.000 | | | | 17,527.87 | | | |
| 188 | OPER | 01/15/2015 | 2,000,000.00 | 2,062,240.00 | 62,240.00 | 0.00 | -53,708.66 | -8,531.34 | -62,240.00 | 0.00 |
| Lexington SC | | | 3.750 | | | | 8,531.34 | | | |

Portfolio LEWI
 AP

Lewisville ISD
Amortization Schedule
December 1, 2014 - February 28, 2015

| Investment # | Maturity Date | Beginning Par Value | | | | Amounts Amortized | | | | |
|-------------------------------------|---------------|---------------------|-----------------|----------------------|------------------------------|----------------------|----------------------------------|------------------------------|----------------------------------|---------------------------------------|
| Issuer | Fund | Amort. Date | Current Rate | Purchase Principal | Original Premium or Discount | Ending Book Value | And Unamortized As of 12/01/2014 | Amount Amortized This Period | Amt Amortized Through 02/28/2015 | Amount Unamortized Through 02/28/2015 |
| Maintenance & Operations | | | | | | | | | | |
| 197 | OPER | 08/01/2015 | 799,000.00 | 815,347.54 | 16,347.54 | 804,810.74 | -7,050.36 | -3,486.44 | -10,536.80 | 5,810.74 |
| Middletown Township NJ | | | 2.000 | | | | 9,297.18 | | | |
| 178 | OPER | 08/15/2015 | 960,000.00 | 1,039,353.60 | 79,353.60 | 980,021.52 | -48,344.65 | -10,987.43 | -59,332.08 | 20,021.52 |
| Socorro ISD TX | | | 5.000 | | | | 31,008.95 | | | |
| 179 | OPER | 11/01/2015 | 2,135,000.00 | 2,286,606.35 | 151,606.35 | 2,185,535.45 | -82,120.11 | -18,950.79 | -101,070.90 | 50,535.45 |
| Worcester MA | | | 4.000 | | | | 69,486.24 | | | |
| 221 | OPER | 03/01/2016 | 2,635,000.00 | 2,636,317.50 | 1,317.50 | 2,636,281.89 | 0.00 | -35.61 | -35.61 | 1,281.89 |
| Wyandotte County KS | | 09/01/2015 | 0.500 | | | | 1,317.50 | | | |
| | | | Subtotal | 48,333,016.80 | 489,016.80 | 45,963,221.94 | -302,346.66 | -67,448.20 | -369,794.86 | 119,221.94 |
| | | | | | | | 186,670.14 | | | |
| | | | Total | 50,332,016.80 | 488,016.80 | 46,962,914.76 | -301,674.67 | -67,427.37 | -369,102.04 | 118,914.76 |
| | | | | | | | 186,342.13 | | | |



Lewisville ISD
Projected Cashflow Report
Sorted by Monthly

Patterson & Associates
 901 S. MoPac
 Suite 195
 Austin, TX 78746
 -

For the Period March 1, 2015 - September 30, 2015

| Projected Trans. Date | Investment # | Fund | Security ID | Transaction Type | Issuer | Par Value | Original Cost | Principal | Interest | Total |
|-----------------------------|--------------|------|-------------|------------------|------------------------|----------------------|----------------------|----------------------|------------------|----------------------|
| March 2015 | | | | | | | | | | |
| 03/01/2015 | 177 | OPER | 186072QR8 | Maturity | Cleveland County SD OK | 1,065,000.00 | 1,078,035.60 | 1,065,000.00 | 6,656.25 | 1,071,656.25 |
| 03/10/2015 | 191 | OPER | 3137EACM9 | Interest | FHLMC Note | 0.00 | 0.00 | 0.00 | 26,250.00 | 26,250.00 |
| 03/12/2015 | 217 | OPER | 3130A3JY1 | Call | FHLB Step Note | 5,000,000.00 | 4,999,500.00 | 5,000,000.00 | 0.00 | 5,000,000.00 |
| 03/19/2015 | 207 | OPER | 3134G4N79 | Call | FHLMC Step Note | 5,000,000.00 | 5,000,000.00 | 5,000,000.00 | 0.00 | 5,000,000.00 |
| 03/23/2015 | 211 | OPER | 3130A2XD3 | Interest | FHLB Call Note | 0.00 | 0.00 | 0.00 | 8,375.00 | 8,375.00 |
| 03/23/2015 | 211 | OPER | 3130A2XD3 | Call | FHLB Call Note | 2,500,000.00 | 2,498,513.03 | 2,500,000.00 | 0.00 | 2,500,000.00 |
| 03/24/2015 | 200 | OPER | 3134G56P5 | Call | FHLMC Call Note | 5,000,000.00 | 5,000,000.00 | 5,000,000.00 | 0.00 | 5,000,000.00 |
| 03/25/2015 | 194 | ESF | 3130A1A81 | Interest | FHLB Step Note | 0.00 | 0.00 | 0.00 | 2,500.00 | 2,500.00 |
| 03/25/2015 | 194 | ESF | 3130A1A81 | Call | FHLB Step Note | 1,000,000.00 | 1,000,000.00 | 1,000,000.00 | 0.00 | 1,000,000.00 |
| 03/30/2015 | 218 | OPER | 3130A3ME1 | Interest | FHLB Call Note | 0.00 | 0.00 | 0.00 | 13,750.00 | 13,750.00 |
| 03/30/2015 | 218 | OPER | 3130A3ME1 | Call | FHLB Call Note | 10,000,000.00 | 9,995,000.00 | 10,000,000.00 | 0.00 | 10,000,000.00 |
| Total for March 2015 | | | | | | 29,565,000.00 | 29,571,048.63 | 29,565,000.00 | 57,531.25 | 29,622,531.25 |
| April 2015 | | | | | | | | | | |
| 04/01/2015 | 221 | OPER | 9826713P2 | Interest | Wyandotte County KS | 0.00 | 0.00 | 0.00 | 1,280.90 | 1,280.90 |
| 04/11/2015 | 216 | OPER | 3133ECKZ6 | Interest | FFCB Call Note | 0.00 | 0.00 | 0.00 | 10,750.00 | 10,750.00 |
| 04/17/2015 | 184 | OPER | 3130A0J92 | Call | FHLB Call Note | 5,000,000.00 | 5,000,000.00 | 5,000,000.00 | 0.00 | 5,000,000.00 |
| 04/22/2015 | 203 | OPER | 3134G5C29 | Call | FHLMC Call Note | 3,000,000.00 | 3,000,000.00 | 3,000,000.00 | 0.00 | 3,000,000.00 |
| 04/26/2015 | 192 | OPER | 31398A4M1 | Interest | FNMA Note | 0.00 | 0.00 | 0.00 | 24,375.00 | 24,375.00 |
| Total for April 2015 | | | | | | 8,000,000.00 | 8,000,000.00 | 8,000,000.00 | 36,405.90 | 8,036,405.90 |
| May 2015 | | | | | | | | | | |
| 05/01/2015 | 179 | OPER | 981306ER0 | Interest | Worcester MA | 0.00 | 0.00 | 0.00 | 42,700.00 | 42,700.00 |
| 05/08/2015 | 139 | ESF | 3136G02S9 | Interest | FNMA Step Note | 0.00 | 0.00 | 0.00 | 5,000.00 | 5,000.00 |
| 05/28/2015 | 206 | OPER | 3130A2W77 | Call | FHLB Step Note | 5,000,000.00 | 5,000,000.00 | 5,000,000.00 | 0.00 | 5,000,000.00 |
| Total for May 2015 | | | | | | 5,000,000.00 | 5,000,000.00 | 5,000,000.00 | 47,700.00 | 5,047,700.00 |
| June 2015 | | | | | | | | | | |
| 06/01/2015 | 157 | OPER | 387460KY3 | Maturity | Granite UT SD | 1,005,000.00 | 1,037,330.85 | 1,005,000.00 | 10,050.00 | 1,015,050.00 |
| 06/01/2015 | 202 | OPER | 2360915R1 | Interest | Dane County WI | 0.00 | 0.00 | 0.00 | 1,254.31 | 1,254.31 |
| 06/12/2015 | 217 | OPER | 3130A3JY1 | Interest | FHLB Step Note | 0.00 | 0.00 | 0.00 | 12,500.00 | 12,500.00 |
| 06/19/2015 | 207 | OPER | 3134G4N79 | Interest | FHLMC Step Note | 0.00 | 0.00 | 0.00 | 15,000.00 | 15,000.00 |
| 06/21/2015 | 193 | OPER | 3135G0SB0 | Interest | FNMA Note | 0.00 | 0.00 | 0.00 | 9,375.00 | 9,375.00 |

Portfolio LEWI
 AP

Lewisville ISD
Projected Cashflow Report
For the Period March 1, 2015 - September 30, 2015

| Projected Trans. Date | Investment # | Fund | Security ID | Transaction Type | Issuer | Par Value | Original Cost | Principal | Interest | Total |
|---------------------------------|--------------|------|-------------|------------------|------------------------|----------------------|----------------------|----------------------|-------------------|----------------------|
| June 2015 | | | | | | | | | | |
| 06/24/2015 | 200 | OPER | 3134G56P5 | Interest | FHLMC Call Note | 0.00 | 0.00 | 0.00 | 12,500.00 | 12,500.00 |
| Total for June 2015 | | | | | | 1,005,000.00 | 1,037,330.85 | 1,005,000.00 | 60,679.31 | 1,065,679.31 |
| July 2015 | | | | | | | | | | |
| 07/11/2015 | 210 | OPER | 3133EDQ96 | Interest | FFCB Note | 0.00 | 0.00 | 0.00 | 6,250.00 | 6,250.00 |
| 07/17/2015 | 184 | OPER | 3130A0J92 | Interest | FHLB Call Note | 0.00 | 0.00 | 0.00 | 21,875.00 | 21,875.00 |
| 07/22/2015 | 203 | OPER | 3134G5C29 | Interest | FHLMC Call Note | 0.00 | 0.00 | 0.00 | 9,000.00 | 9,000.00 |
| 07/30/2015 | 219 | ESF | 3134G5XF7 | Interest | FHLMC Step Note | 0.00 | 0.00 | 0.00 | 3,750.00 | 3,750.00 |
| 07/30/2015 | 219 | ESF | 3134G5XF7 | Call | FHLMC Step Note | 1,000,000.00 | 1,000,000.00 | 1,000,000.00 | 0.00 | 1,000,000.00 |
| Total for July 2015 | | | | | | 1,000,000.00 | 1,000,000.00 | 1,000,000.00 | 40,875.00 | 1,040,875.00 |
| August 2015 | | | | | | | | | | |
| 08/01/2015 | 180 | OPER | 4197912K3 | Maturity | Hawaii State | 1,000,000.00 | 1,044,550.00 | 1,000,000.00 | 15,000.00 | 1,015,000.00 |
| 08/01/2015 | 197 | OPER | 597324LF7 | Maturity | Middletown Township NJ | 799,000.00 | 815,347.54 | 799,000.00 | 18,732.11 | 817,732.11 |
| 08/15/2015 | 178 | OPER | 833714M70 | Maturity | Socorro ISD TX | 960,000.00 | 1,039,353.60 | 960,000.00 | 24,000.00 | 984,000.00 |
| 08/15/2015 | 209 | OPER | 3130A2UX2 | Interest | FHLB Note | 0.00 | 0.00 | 0.00 | 6,250.00 | 6,250.00 |
| 08/28/2015 | 206 | OPER | 3130A2W77 | Interest | FHLB Step Note | 0.00 | 0.00 | 0.00 | 21,875.00 | 21,875.00 |
| Total for August 2015 | | | | | | 2,759,000.00 | 2,899,251.14 | 2,759,000.00 | 85,857.11 | 2,844,857.11 |
| September 2015 | | | | | | | | | | |
| 09/01/2015 | 221 | OPER | 9826713P2 | Call | Wyandotte County KS | 2,635,000.00 | 2,636,317.50 | 2,635,000.00 | 0.00 | 2,635,000.00 |
| 09/10/2015 | 191 | OPER | 3137EACM9 | Maturity | FHLMC Note | 3,000,000.00 | 3,063,510.00 | 3,000,000.00 | 26,250.00 | 3,026,250.00 |
| 09/23/2015 | 211 | OPER | 3130A2XD3 | Interest | FHLB Call Note | 0.00 | 0.00 | 0.00 | 8,375.00 | 8,375.00 |
| 09/25/2015 | 194 | ESF | 3130A1A81 | Interest | FHLB Step Note | 0.00 | 0.00 | 0.00 | 12,500.00 | 12,500.00 |
| 09/30/2015 | 218 | OPER | 3130A3ME1 | Interest | FHLB Call Note | 0.00 | 0.00 | 0.00 | 27,500.00 | 27,500.00 |
| Total for September 2015 | | | | | | 5,635,000.00 | 5,699,827.50 | 5,635,000.00 | 74,625.00 | 5,709,625.00 |
| GRAND TOTALS: | | | | | | 52,964,000.00 | 53,207,458.12 | 52,964,000.00 | 403,673.57 | 53,367,673.57 |



Lewisville ISD
Texas Compliance Change in Val Report
Sorted by Fund
December 1, 2014 - February 28, 2015

Patterson & Associates
 901 S. MoPac
 Suite 195
 Austin, TX 78746

| Inv # | Issuer | Fund | Purch Date | Interest Accrual | Beginning Book Value | | | | Ending Book Value |
|---|------------|--------|------------|-------------------|------------------------|----------------------|-------------|-----------------|---------------------|
| Cusip | Par Value | YTM | Mat Date | Interest Received | Beginning Market Value | Purchases/ Additions | Redemptions | Change in Value | Ending Market Value |
| Fund: Capital Project #637 | | | | | | | | | |
| 73 | TXPOOL | CP0637 | 02/02/2009 | 10.66 | 97,645.61 | 10.66 | 0.00 | 10.66 | 97,656.27 |
| 999999993 | 97,656.27 | 0.044 | / / | 10.66 | 97,645.61 | 10.66 | 0.00 | 10.66 | 97,656.27 |
| 78 | TPRIME | CP0637 | 07/01/2009 | 3.38 | 18,012.69 | 3.38 | 0.00 | 3.38 | 18,016.07 |
| 999999994 | 18,016.07 | 0.082 | / / | 3.38 | 18,012.69 | 3.38 | 0.00 | 3.38 | 18,016.07 |
| Sub Totals For: Fund: Capital Project #637 | | | | 14.04 | 115,658.30 | 14.04 | 0.00 | 14.04 | 115,672.34 |
| | | | | 14.04 | 115,658.30 | 14.04 | 0.00 | 14.04 | 115,672.34 |
| Fund: Capital Project #639 | | | | | | | | | |
| 86 | TXPOOL | CP0639 | 02/01/2010 | 0.00 | 0.00 | 0.00 | 0.00 | 0.00 | 0.00 |
| 999999993 | 0.00 | 0.000 | / / | 0.00 | 0.00 | 0.00 | 0.00 | 0.00 | 0.00 |
| 92 | TPRIME | CP0639 | 05/28/2010 | 0.00 | 0.00 | 0.00 | 0.00 | 0.00 | 0.00 |
| 999999994 | 0.00 | 0.000 | / / | 0.00 | 0.00 | 0.00 | 0.00 | 0.00 | 0.00 |
| Sub Totals For: Fund: Capital Project #639 | | | | 0.00 | 0.00 | 0.00 | 0.00 | 0.00 | 0.00 |
| | | | | 0.00 | 0.00 | 0.00 | 0.00 | 0.00 | 0.00 |
| Fund: Capital Project #641 | | | | | | | | | |
| 102 | TXPOOL | CP0641 | 02/28/2011 | 20.19 | 193,157.77 | 20.19 | 32,214.39 | -32,194.20 | 160,963.57 |
| 999999993 | 160,963.57 | 0.044 | / / | 20.19 | 193,157.77 | 20.19 | 32,214.39 | -32,194.20 | 160,963.57 |
| Sub Totals For: Fund: Capital Project #641 | | | | 20.19 | 193,157.77 | 20.19 | 32,214.39 | -32,194.20 | 160,963.57 |
| | | | | 20.19 | 193,157.77 | 20.19 | 32,214.39 | -32,194.20 | 160,963.57 |
| Fund: Capital Project #642 | | | | | | | | | |
| 117 | TXPOOL | CP0642 | 01/01/2012 | 18.43 | 520,233.96 | 18.43 | 520,252.39 | -520,233.96 | 0.00 |
| 999999993 | 0.00 | 0.000 | / / | 18.43 | 520,233.96 | 18.43 | 520,252.39 | -520,233.96 | 0.00 |

Lewisville ISD
Texas Compliance Change in Val Report
December 1, 2014 - February 28, 2015

| Inv # | Issuer | Fund | Purch Date | Interest Accrual | Beginning Book Value | Purchases/ Additions | Redemptions | Change in Value | Ending Book Value |
|---|---------------|--------|------------|-------------------|------------------------|----------------------|--------------|-----------------|---------------------|
| Cusip | Par Value | YTM | Mat Date | Interest Received | Beginning Market Value | | | | Ending Market Value |
| Sub Totals For: Fund: Capital Project #642 | | | | 18.43 | 520,233.96 | 18.43 | 520,252.39 | -520,233.96 | 0.00 |
| | | | | 18.43 | 520,233.96 | 18.43 | 520,252.39 | -520,233.96 | 0.00 |
| Fund: Capital Project #643 | | | | | | | | | |
| 124 | TXPOOL | CP0643 | 05/31/2012 | 359.81 | 3,521,455.65 | 359.81 | 379,263.85 | -378,904.04 | 3,142,551.61 |
| 999999993 | 3,142,551.61 | 0.044 | / / | 359.81 | 3,521,455.65 | 359.81 | 379,263.85 | -378,904.04 | 3,142,551.61 |
| Sub Totals For: Fund: Capital Project #643 | | | | 359.81 | 3,521,455.65 | 359.81 | 379,263.85 | -378,904.04 | 3,142,551.61 |
| | | | | 359.81 | 3,521,455.65 | 359.81 | 379,263.85 | -378,904.04 | 3,142,551.61 |
| Fund: Capital Project #644 | | | | | | | | | |
| 143 | TXPOOL | CP0644 | 11/01/2012 | 112.28 | 1,057,437.04 | 112.28 | 36,677.77 | -36,565.49 | 1,020,871.55 |
| 999999993 | 1,020,871.55 | 0.044 | / / | 112.28 | 1,057,437.04 | 112.28 | 36,677.77 | -36,565.49 | 1,020,871.55 |
| Sub Totals For: Fund: Capital Project #644 | | | | 112.28 | 1,057,437.04 | 112.28 | 36,677.77 | -36,565.49 | 1,020,871.55 |
| | | | | 112.28 | 1,057,437.04 | 112.28 | 36,677.77 | -36,565.49 | 1,020,871.55 |
| Fund: Capital Project #645 | | | | | | | | | |
| 152 | TXPOOL | CP0645 | 03/28/2013 | 1,242.90 | 11,605,250.06 | 1,242.90 | 836,720.20 | -835,477.30 | 10,769,772.76 |
| 999999993 | 10,769,772.76 | 0.044 | / / | 1,242.90 | 11,605,250.06 | 1,242.90 | 836,720.20 | -835,477.30 | 10,769,772.76 |
| Sub Totals For: Fund: Capital Project #645 | | | | 1,242.90 | 11,605,250.06 | 1,242.90 | 836,720.20 | -835,477.30 | 10,769,772.76 |
| | | | | 1,242.90 | 11,605,250.06 | 1,242.90 | 836,720.20 | -835,477.30 | 10,769,772.76 |
| Fund: Capital Project #646 | | | | | | | | | |
| 181 | TXPOOL | CP0646 | 11/01/2013 | 299.84 | 3,451,585.18 | 1,815,809.27 | 4,226,926.29 | -2,411,117.02 | 1,040,468.16 |
| 999999993 | 1,040,468.16 | 0.044 | / / | 299.84 | 3,451,585.18 | 1,815,809.27 | 4,226,926.29 | -2,411,117.02 | 1,040,468.16 |
| 199 | EWB | CP0646 | 09/01/2014 | 6,155.94 | 20,015,282.60 | 13,122.59 | 5,629,942.73 | -5,616,820.14 | 14,398,462.46 |
| 72000257 | 14,398,462.46 | 0.150 | / / | 6,966.65 | 20,015,282.60 | 13,122.59 | 5,629,942.73 | -5,616,820.14 | 14,398,462.46 |
| Sub Totals For: Fund: Capital Project #646 | | | | 6,455.78 | 23,466,867.78 | 1,828,931.86 | 9,856,869.02 | -8,027,937.16 | 15,438,930.62 |
| | | | | 7,266.49 | 23,466,867.78 | 1,828,931.86 | 9,856,869.02 | -8,027,937.16 | 15,438,930.62 |
| Fund: Capital Project #647 | | | | | | | | | |

Lewisville ISD
Texas Compliance Change in Val Report
December 1, 2014 - February 28, 2015

| Inv # | Issuer | Fund | Purch Date | Interest Accrual | Beginning Book Value | | | | Ending Book Value |
|---|---------------|--------|------------|-------------------|------------------------|----------------------|---------------|-----------------|-------------------|
| Cusip | Par Value | YTM | Mat Date | Interest Received | Beginning Market Value | Purchases/ Additions | Redemptions | Change in Value | Market Value |
| 213 | TXPOOL | CP0647 | 10/01/2014 | 9,112.16 | 84,424,928.93 | 9,112.16 | 3,287,385.83 | -3,278,273.67 | 81,146,655.26 |
| 999999993 | 81,146,655.26 | 0.044 | / / | 9,112.16 | 84,424,928.93 | 9,112.16 | 3,287,385.83 | -3,278,273.67 | 81,146,655.26 |
| Sub Totals For: Fund: Capital Project #647 | | | | 9,112.16 | 84,424,928.93 | 9,112.16 | 3,287,385.83 | -3,278,273.67 | 81,146,655.26 |
| | | | | 9,112.16 | 84,424,928.93 | 9,112.16 | 3,287,385.83 | -3,278,273.67 | 81,146,655.26 |
| Fund: Debt Service | | | | | | | | | |
| 18 | TXPOOL | DS | 09/01/2006 | 7,349.02 | 20,419,933.73 | 111,982,818.32 | 43,339,895.77 | 71,054,039.57 | 91,473,973.30 |
| 999999993 | 91,473,973.30 | 0.044 | / / | 7,349.02 | 20,419,933.73 | 111,982,818.32 | 43,339,895.77 | 71,054,039.57 | 91,473,973.30 |
| 19 | TPRIME | DS | 09/01/2006 | 205.96 | 1,099,074.22 | 28,299.87 | 5,637,510.20 | 205.96 | 1,099,280.18 |
| 999999994 | 1,099,280.18 | 0.082 | / / | 205.96 | 1,099,074.22 | 28,299.87 | 5,637,510.20 | 205.96 | 1,099,280.18 |
| 116 | JPMC | DS | 11/01/2011 | 0.00 | 21,328.75 | 247,995.04 | 800.00 | 247,195.04 | 268,523.79 |
| 1112 | 268,523.79 | 0.000 | / / | 0.00 | 21,328.75 | 247,995.04 | 800.00 | 247,195.04 | 268,523.79 |
| 220 | FFB | DS | 01/13/2015 | 4,006.90 | 0.00 | 30,004,417.86 | 410.96 | 15,004,006.90 | 15,004,006.90 |
| 63621 | 15,004,006.90 | 0.157 | / / | 410.96 | 0.00 | 30,004,417.86 | 410.96 | 15,004,006.90 | 15,004,006.90 |
| 204 | EWB | DS | 07/23/2014 | 4,964.19 | 5,028,918.68 | 5,072.78 | 0.00 | 5,072.78 | 5,033,991.46 |
| 172571152A | 5,033,991.46 | 0.400 | 07/23/2015 | 5,072.78 | 5,028,918.68 | 5,072.78 | 0.00 | 5,072.78 | 5,033,991.46 |
| Sub Totals For: Fund: Debt Service | | | | 16,526.07 | 26,569,255.38 | 142,268,603.87 | 48,978,616.93 | 86,310,520.25 | 112,879,775.63 |
| | | | | 13,038.72 | 26,569,255.38 | 142,268,603.87 | 48,978,616.93 | 86,310,520.25 | 112,879,775.63 |
| Fund: Escrow Sinking Fund | | | | | | | | | |
| 128 | BOTIT | ESF | 06/30/2012 | 30.85 | 27,228.06 | 2,007,531.25 | 2,000,000.00 | 7,531.25 | 34,759.31 |
| 820162014 | 34,759.31 | 0.010 | / / | 30.54 | 27,228.06 | 2,007,531.25 | 2,000,000.00 | 7,531.25 | 34,759.31 |
| 219 | FHLMCS | ESF | 01/30/2015 | 645.83 | 0.00 | 1,000,000.00 | 0.00 | 1,000,000.00 | 1,000,000.00 |
| 3134G5XF7 | 1,000,000.00 | 0.750 | 01/30/2018 | 0.00 | 0.00 | 1,000,000.00 | 0.00 | 1,000,074.00 | 1,000,074.00 |
| 139 | FNMAS | ESF | 11/08/2012 | 2,500.00 | 999,671.99 | 0.00 | 0.00 | 20.83 | 999,692.82 |
| 3136G02S9 | 1,000,000.00 | 0.946 | 11/08/2018 | 0.00 | 1,004,184.00 | 0.00 | 0.00 | -414.00 | 1,003,770.00 |
| 194 | FHLBS | ESF | 03/25/2014 | 1,250.00 | 1,000,000.00 | 0.00 | 0.00 | 0.00 | 1,000,000.00 |
| 3130A1A81 | 1,000,000.00 | 0.500 | 03/25/2019 | 0.00 | 1,001,175.00 | 0.00 | 0.00 | -940.00 | 1,000,235.00 |

Lewisville ISD
Texas Compliance Change in Val Report
December 1, 2014 - February 28, 2015

| Inv # | Issuer | Fund | Purch Date | Interest Accrual | Beginning Book Value | Purchases/ Additions | Redemptions | Change in Value | Ending Book Value |
|--|----------------|-------|------------|-------------------|------------------------|----------------------|----------------|-----------------|---------------------|
| Cusip | Par Value | YTM | Mat Date | Interest Received | Beginning Market Value | | | | Ending Market Value |
| 201 | FHLBS | ESF | 06/26/2014 | 1,041.67 | 1,000,000.00 | 0.00 | 1,000,000.00 | -1,000,000.00 | 0.00 |
| 3130A2B62 | 0.00 | 0.000 | 06/26/2019 | 7,500.00 | 1,000,982.00 | 0.00 | 1,000,000.00 | -1,000,982.00 | 0.00 |
| Sub Totals For: Fund: Escrow Sinking Fund | | | | 5,468.35 | 3,026,900.05 | 3,007,531.25 | 3,000,000.00 | 7,552.08 | 3,034,452.13 |
| | | | | 7,530.54 | 3,033,569.06 | 3,007,531.25 | 3,000,000.00 | 5,269.25 | 3,038,838.31 |
| Fund: Jem Res-Sec 125 | | | | | | | | | |
| 115 | JPMC | JRS | 11/01/2011 | 0.00 | 204,696.12 | 36,727.65 | 81,018.18 | -44,290.53 | 160,405.59 |
| 1250 | 160,405.59 | 0.000 | / / | 0.00 | 204,696.12 | 36,727.65 | 81,018.18 | -44,290.53 | 160,405.59 |
| Sub Totals For: Fund: Jem Res-Sec 125 | | | | 0.00 | 204,696.12 | 36,727.65 | 81,018.18 | -44,290.53 | 160,405.59 |
| | | | | 0.00 | 204,696.12 | 36,727.65 | 81,018.18 | -44,290.53 | 160,405.59 |
| Fund: Maintenance & Operat | | | | | | | | | |
| 16 | TXPOOL | OPER | 09/01/2006 | 15,548.40 | 65,913,020.45 | 287,439,433.22 | 139,815,509.43 | 147,623,923.79 | 213,536,944.24 |
| 999999993 | 213,536,944.24 | 0.044 | / / | 15,548.40 | 65,913,020.45 | 287,439,433.22 | 139,815,509.43 | 147,623,923.79 | 213,536,944.24 |
| 17 | TPRIME | OPER | 09/01/2006 | 549.05 | 2,930,662.38 | 549.05 | 0.00 | 549.05 | 2,931,211.43 |
| 999999994 | 2,931,211.43 | 0.082 | / / | 549.05 | 2,930,662.38 | 549.05 | 0.00 | 549.05 | 2,931,211.43 |
| 105 | JPMC | OPER | 06/01/2011 | 0.00 | 12,844,114.14 | 5,536,978.51 | 1,683,134.28 | 3,853,844.23 | 16,697,958.37 |
| 3173 | 16,697,958.37 | 0.000 | / / | 0.00 | 12,844,114.14 | 5,536,978.51 | 1,683,134.28 | 3,853,844.23 | 16,697,958.37 |
| 198 | EWB | OPER | 09/01/2014 | 7,403.85 | 20,015,282.60 | 14,971.32 | 7,567.47 | 7,403.85 | 20,022,686.45 |
| 72000240 | 20,022,686.45 | 0.150 | / / | 7,567.47 | 20,015,282.60 | 14,971.32 | 7,567.47 | 7,403.85 | 20,022,686.45 |
| 182 | MISST | OPER | 12/03/2013 | 0.00 | 2,000,000.00 | 0.00 | 2,000,000.00 | -2,000,000.00 | 0.00 |
| 605581DP9 | 0.00 | 0.000 | 12/01/2014 | 3,100.00 | 2,000,000.00 | 0.00 | 2,000,000.00 | -2,000,000.00 | 0.00 |
| 188 | LEXISC | OPER | 02/24/2014 | 9,166.67 | 2,008,531.34 | 0.00 | 2,000,000.00 | -2,008,531.34 | 0.00 |
| 529590BJ9 | 0.00 | 0.000 | 01/15/2015 | 66,875.00 | 2,008,700.00 | 0.00 | 2,000,000.00 | -2,008,700.00 | 0.00 |
| 177 | CLEVEC | OPER | 10/25/2013 | 3,328.12 | 1,067,414.00 | 0.00 | 0.00 | -2,414.00 | 1,065,000.00 |
| 186072QR8 | 1,065,000.00 | 0.340 | 03/01/2015 | 0.00 | 1,067,811.60 | 0.00 | 0.00 | -2,811.60 | 1,065,000.00 |
| 157 | GUTSD | OPER | 05/28/2013 | 5,025.00 | 1,013,049.17 | 0.00 | 0.00 | -4,024.58 | 1,009,024.59 |
| 387460KY3 | 1,005,000.00 | 0.390 | 06/01/2015 | 10,050.00 | 1,014,326.40 | 0.00 | 0.00 | -4,944.60 | 1,009,381.80 |

Lewisville ISD
Texas Compliance Change in Val Report
December 1, 2014 - February 28, 2015

| Inv # | Issuer | Fund | Purch Date | Interest Accrual | Beginning Book Value | Purchases/ Additions | Redemptions | Change in Value | Ending Book Value |
|------------|--------------|-------|------------|-------------------|------------------------|----------------------|-------------|-----------------|---------------------|
| Cusip | Par Value | YTM | Mat Date | Interest Received | Beginning Market Value | | | | Ending Market Value |
| 205 | EWB | OPER | 07/23/2014 | 4,964.19 | 5,028,918.68 | 5,072.78 | 0.00 | 5,072.78 | 5,033,991.46 |
| 172311617A | 5,033,991.46 | 0.400 | 07/23/2015 | 5,072.78 | 5,028,918.68 | 5,072.78 | 0.00 | 5,072.78 | 5,033,991.46 |
| 180 | HAWAII | OPER | 11/21/2013 | 7,500.00 | 1,017,527.87 | 0.00 | 0.00 | -6,572.95 | 1,010,954.92 |
| 4197912K3 | 1,000,000.00 | 0.360 | 08/01/2015 | 15,000.00 | 1,018,820.00 | 0.00 | 0.00 | -7,070.00 | 1,011,750.00 |
| 197 | MIDDLE | OPER | 05/29/2014 | 3,995.00 | 808,297.18 | 0.00 | 0.00 | -3,486.44 | 804,810.74 |
| 597324LF7 | 799,000.00 | 0.249 | 08/01/2015 | 0.00 | 808,843.68 | 0.00 | 0.00 | -3,795.25 | 805,048.43 |
| 178 | SOCISD | OPER | 10/25/2013 | 12,000.00 | 991,008.95 | 0.00 | 0.00 | -10,987.43 | 980,021.52 |
| 833714M70 | 960,000.00 | 0.400 | 08/15/2015 | 24,000.00 | 992,419.20 | 0.00 | 0.00 | -11,702.40 | 980,716.80 |
| 191 | FHLMC | OPER | 03/24/2014 | 13,125.00 | 3,033,686.86 | 0.00 | 0.00 | -10,866.73 | 3,022,820.13 |
| 3137EACM9 | 3,000,000.00 | 0.296 | 09/10/2015 | 0.00 | 3,036,627.00 | 0.00 | 0.00 | -12,096.00 | 3,024,531.00 |
| 212 | EWB | OPER | 09/20/2014 | 4,942.34 | 5,006,771.67 | 5,050.44 | 0.00 | 5,050.44 | 5,011,822.11 |
| 172275929A | 5,011,822.11 | 0.400 | 09/20/2015 | 5,050.44 | 5,006,771.67 | 5,050.44 | 0.00 | 5,050.44 | 5,011,822.11 |
| 192 | FNMA | OPER | 03/24/2014 | 12,187.50 | 3,034,534.09 | 0.00 | 0.00 | -9,563.29 | 3,024,970.80 |
| 31398A4M1 | 3,000,000.00 | 0.345 | 10/26/2015 | 0.00 | 3,037,707.00 | 0.00 | 0.00 | -9,786.00 | 3,027,921.00 |
| 179 | WORCMA | OPER | 11/01/2013 | 21,350.00 | 2,204,486.24 | 0.00 | 0.00 | -18,950.79 | 2,185,535.45 |
| 981306ER0 | 2,135,000.00 | 0.430 | 11/01/2015 | 0.00 | 2,209,020.45 | 0.00 | 0.00 | -20,816.25 | 2,188,204.20 |
| 215 | EWB | OPER | 11/28/2014 | 4,944.10 | 5,011,231.76 | 1,867.53 | 0.00 | 1,867.53 | 5,013,099.29 |
| 172535690A | 5,013,099.29 | 0.400 | 11/28/2015 | 1,867.53 | 5,011,231.76 | 1,867.53 | 0.00 | 1,867.53 | 5,013,099.29 |
| 193 | FNMA | OPER | 03/24/2014 | 4,687.50 | 4,999,841.00 | 0.00 | 0.00 | 37.66 | 4,999,878.66 |
| 3135G0SB0 | 5,000,000.00 | 0.378 | 12/21/2015 | 9,375.00 | 5,006,490.00 | 0.00 | 0.00 | -1,240.00 | 5,005,250.00 |
| 221 | WYANCO | OPER | 02/26/2015 | 182.99 | 0.00 | 2,636,317.50 | 0.00 | 2,636,281.89 | 2,636,281.89 |
| 9826713P2 | 2,635,000.00 | 0.450 | 03/01/2016 | 0.00 | 0.00 | 2,636,317.50 | 0.00 | 2,634,130.45 | 2,634,130.45 |
| 216 | FFCBC | OPER | 12/11/2014 | 4,777.78 | 0.00 | 5,000,000.00 | 0.00 | 5,000,000.00 | 5,000,000.00 |
| 3133ECKZ6 | 5,000,000.00 | 0.429 | 04/11/2016 | 0.00 | 0.00 | 5,000,000.00 | 0.00 | 4,996,100.00 | 4,996,100.00 |
| 202 | DANECO | OPER | 07/02/2014 | 343.13 | 2,727,380.21 | 0.00 | 0.00 | 2,936.63 | 2,730,316.84 |
| 2360915R1 | 2,745,000.00 | 0.480 | 06/01/2016 | 0.00 | 2,712,142.35 | 0.00 | 0.00 | 8,454.60 | 2,720,596.95 |

Lewisville ISD
Texas Compliance Change in Val Report
December 1, 2014 - February 28, 2015

| Inv # | Issuer | Fund | Purch Date | Interest Accrual | Beginning Book Value | Purchases/ Additions | Redemptions | Change in Value | Ending Book Value |
|---|---------------|-------|------------|-------------------|------------------------|----------------------|----------------|-----------------|---------------------|
| Cusip | Par Value | YTM | Mat Date | Interest Received | Beginning Market Value | | | | Ending Market Value |
| 200 | FHLMCC | OPER | 06/24/2014 | 6,250.00 | 5,000,000.00 | 0.00 | 0.00 | 0.00 | 5,000,000.00 |
| 3134G56P5 | 5,000,000.00 | 0.500 | 06/24/2016 | 12,500.00 | 4,996,930.00 | 0.00 | 0.00 | 485.00 | 4,997,415.00 |
| 210 | FFCB | OPER | 09/05/2014 | 3,125.00 | 2,499,157.82 | 0.00 | 0.00 | 130.69 | 2,499,288.51 |
| 3133EDQ96 | 2,500,000.00 | 0.521 | 07/11/2016 | 4,375.00 | 2,501,697.50 | 0.00 | 0.00 | -595.00 | 2,501,102.50 |
| 203 | FHLMCC | OPER | 07/22/2014 | 4,500.00 | 3,000,000.00 | 0.00 | 0.00 | 0.00 | 3,000,000.00 |
| 3134G5C29 | 3,000,000.00 | 0.600 | 07/22/2016 | 9,000.00 | 3,001,884.00 | 0.00 | 0.00 | -4,431.00 | 2,997,453.00 |
| 209 | FHLB | OPER | 09/05/2014 | 3,125.00 | 2,495,301.39 | 0.00 | 0.00 | 688.72 | 2,495,990.11 |
| 3130A2UX2 | 2,500,000.00 | 0.611 | 08/15/2016 | 5,555.56 | 2,496,197.50 | 0.00 | 0.00 | 400.00 | 2,496,597.50 |
| 211 | FHLBC | OPER | 09/23/2014 | 4,187.50 | 2,499,636.52 | 0.00 | 0.00 | 363.48 | 2,500,000.00 |
| 3130A2XD3 | 2,500,000.00 | 0.700 | 09/23/2016 | 0.00 | 2,498,472.50 | 0.00 | 0.00 | -152.50 | 2,498,320.00 |
| 218 | FHLBC | OPER | 12/30/2014 | 9,319.44 | 0.00 | 9,995,000.00 | 0.00 | 9,998,388.89 | 9,998,388.89 |
| 3130A3ME1 | 10,000,000.00 | 0.578 | 09/30/2016 | 0.00 | 0.00 | 9,995,000.00 | 0.00 | 9,998,680.00 | 9,998,680.00 |
| 207 | FHLMCS | OPER | 09/02/2014 | 7,250.00 | 5,000,000.00 | 0.00 | 0.00 | 0.00 | 5,000,000.00 |
| 3134G4N79 | 5,000,000.00 | 0.587 | 12/19/2016 | 7,430.56 | 5,000,780.00 | 0.00 | 0.00 | 30.00 | 5,000,810.00 |
| 184 | FHLBC | OPER | 01/17/2014 | 10,937.50 | 5,000,000.00 | 0.00 | 0.00 | 0.00 | 5,000,000.00 |
| 3130A0J92 | 5,000,000.00 | 0.875 | 01/17/2017 | 21,875.00 | 5,004,470.00 | 0.00 | 0.00 | -70.00 | 5,004,400.00 |
| 206 | FHLBS | OPER | 08/28/2014 | 10,937.50 | 5,000,000.00 | 0.00 | 0.00 | 0.00 | 5,000,000.00 |
| 3130A2W77 | 5,000,000.00 | 0.875 | 08/28/2017 | 21,875.00 | 5,006,655.00 | 0.00 | 0.00 | -330.00 | 5,006,325.00 |
| 217 | FHLBS | OPER | 12/12/2014 | 5,486.11 | 0.00 | 4,999,500.00 | 0.00 | 4,999,938.89 | 4,999,938.89 |
| 3130A3JY1 | 5,000,000.00 | 0.503 | 12/12/2017 | 0.00 | 0.00 | 4,999,500.00 | 0.00 | 5,000,365.00 | 5,000,365.00 |
| Sub Totals For: Fund: Maintenance & Operat | | | | 201,138.67 | 172,149,854.32 | 315,634,740.35 | 145,506,211.18 | 170,061,080.97 | 342,210,935.29 |
| | | | | 246,666.79 | 172,169,995.86 | 315,634,740.35 | 145,506,211.18 | 170,047,816.12 | 342,217,811.98 |
| Fund: Worker's Compensatio | | | | | | | | | |
| 25 | TPRIME | WC | 09/01/2006 | 682.99 | 3,645,776.95 | 682.99 | 0.00 | 682.99 | 3,646,459.94 |
| 999999994 | 3,646,459.94 | 0.082 | / / | 682.99 | 3,645,776.95 | 682.99 | 0.00 | 682.99 | 3,646,459.94 |

Lewisville ISD
Texas Compliance Change in Val Report
December 1, 2014 - February 28, 2015

| Inv # | Issuer | Fund | Purch Date | Interest Accrual | Beginning Book Value | | | | Ending Book Value |
|---|--------------|-------|------------|-------------------|------------------------|----------------------|----------------|-----------------|---------------------|
| Cusip | Par Value | YTM | Mat Date | Interest Received | Beginning Market Value | Purchases/ Additions | Redemptions | Change in Value | Ending Market Value |
| 26 | TXPOOL | WC | 09/01/2006 | 395.61 | 4,066,530.98 | 395.61 | 500,000.00 | -499,604.39 | 3,566,926.59 |
| 999999993 | 3,566,926.59 | 0.044 | / / | 395.61 | 4,066,530.98 | 395.61 | 500,000.00 | -499,604.39 | 3,566,926.59 |
| 106 | JPMC | WC | 06/01/2011 | 0.00 | 352,417.46 | 256,821.54 | 155,720.53 | 101,101.01 | 453,518.47 |
| 7958 | 453,518.47 | 0.000 | / / | 0.00 | 352,417.46 | 256,821.54 | 155,720.53 | 101,101.01 | 453,518.47 |
| Sub Totals For: Fund: Worker's Compensatio | | | | 1,078.60 | 8,064,725.39 | 257,900.14 | 655,720.53 | -397,820.39 | 7,666,905.00 |
| | | | | 1,078.60 | 8,064,725.39 | 257,900.14 | 655,720.53 | -397,820.39 | 7,666,905.00 |
| Report Grand Totals: | | | | 241,547.28 | 334,920,420.75 | 463,045,314.93 | 213,170,950.27 | 242,827,470.60 | 577,747,891.35 |
| | | | | 286,460.95 | 334,947,231.30 | 463,045,314.93 | 213,170,950.27 | 242,811,922.92 | 577,759,154.22 |



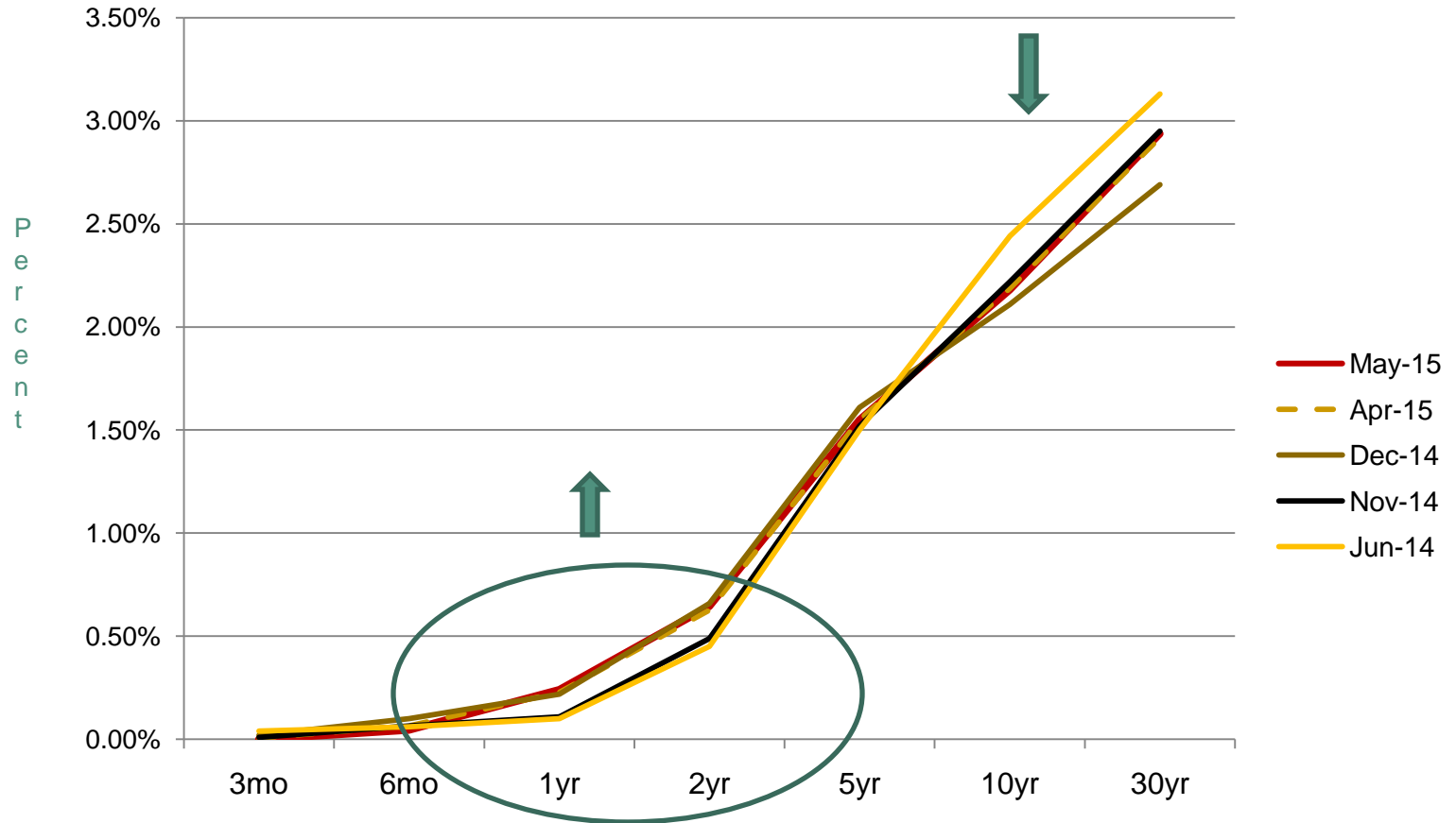
Quarterly Investment Report **February 28, 2015 – May 31, 2015**

PATTERSON & ASSOCIATES



INVESTMENT PROFESSIONALS

Rates



End of Month Rates - Full Yield Curve - Fed Funds to 30yr

Lewisville Independent School District
 Monthly Investment Report
 March 1, 2015 – May 31, 2015

Portfolio Summary Management Report

| <u>LISD Operating Funds</u> | | | |
|---|---|---|-----------------|
| <u>Portfolio as of 02/28/15:</u> | | <u>Portfolio as of 05/31/15:</u> | |
| Beginning Book Value | \$ 577,747,891 | Ending Book Value | \$ 498,732,196 |
| Beginning Market Value | \$ 577,759,154 | Ending Market Value | \$ 498,759,526 |
| | | Investment Income for the period | \$ 191,348 |
| | | Unrealized Gain/Loss | \$ 27,330 |
| WAM at Beginning Period Date ¹ | 80 days | WAM at Ending Period Date ¹ | 71 days |
| | | Change in Market Value ² | \$ (78,999,628) |
| | Average Yield for the period ending 05/31/15 | 0.143% | |
| | Average Yield 180-Day Treasury Bill for period | 0.090% | |

Karla Stastny, Senior Budget Accountant
 Lewisville ISD


 Linda T. Patterson, Investment Advisor, LISD
 Patterson & Associates

Theresa Maniscalco, Executive Director of Budget
 Lewisville ISD

Patti Espinoza, Senior Budget Accountant
 Lewisville ISD

Patterson & Associates has assisted in the preparation of this consolidated investment report, with additional input provided by Texpool and LISD.

¹ WAM – weighted average maturity

² “Change in Market Value” is required data, but will primarily reflect the receipt and expenditure of the District’s funds from month to month.



**Lewisville ISD
Portfolio Management
Portfolio Summary
May 31, 2015**

Patterson & Associates
901 S. MoPac
Suite 195
Austin, TX 78746

| Investments | Par Value | Market Value | Book Value | % of Portfolio | Term | Days to Maturity | YTM 365 Equiv. |
|---|-----------------------|-----------------------|----------------------------|----------------|------------|------------------|----------------|
| East West Bank MM | 34,434,164.60 | 34,434,164.60 | 34,434,164.60 | 6.90 | 1 | 1 | 0.150 |
| First Financial Bank MM | 15,011,489.60 | 15,011,489.60 | 15,011,489.60 | 3.01 | 1 | 1 | 0.200 |
| Federal Agency Coupon Securities | 56,500,000.00 | 56,553,306.50 | 56,523,088.92 | 11.33 | 754 | 513 | 0.559 |
| Municipal Bonds | 16,076,504.00 | 16,164,780.21 | 16,167,668.34 | 3.24 | 537 | 251 | 0.451 |
| TexPool | 328,895,171.73 | 328,895,171.73 | 328,895,171.73 | 65.95 | 1 | 1 | 0.055 |
| TexPool Prime | 7,696,838.08 | 7,696,838.08 | 7,696,838.08 | 1.54 | 1 | 1 | 0.103 |
| JPMorgan Chase Bank Accounts | 19,853,757.10 | 19,853,757.10 | 19,853,757.10 | 3.98 | 1 | 1 | 0.000 |
| Bank of Texas - Escrow Account | 37,286.07 | 37,286.07 | 37,286.07 | 0.01 | 1 | 1 | 0.010 |
| CD's - Interest Quarterly | 20,112,731.63 | 20,112,731.63 | 20,112,731.63 | 4.03 | 365 | 99 | 0.400 |
| Investments | 498,617,942.81 | 498,759,525.52 | 498,732,196.07 | 100.00% | 118 | 71 | 0.149 |
| Cash and Accrued Interest | | | | | | | |
| Accrued Interest at Purchase | | 9,921.18 | 9,921.18 | | | | |
| Ending Accrued Interest | | 174,007.08 | 174,007.08 | | | | |
| Subtotal | | 183,928.26 | 183,928.26 | | | | |
| Total Cash and Investments Value | 498,617,942.81 | 498,943,453.78 | 498,916,124.33 | | 118 | 71 | 0.149 |
| Total Earnings | | | | | | | |
| | May 31 | Month Ending | Fiscal Year To Date | | | | |
| Current Year | | 61,337.55 | 499,486.69 | | | | |

The following reports are submitted in accordance with the Public Funds Investment Act (Texas Gov't Code 2256). The reports also offer supplemental information not required by the Act in order to fully inform the governing body of the Lewisville Independent School District of the position and activity within the District's portfolio of investments. The reports include a management summary overview, a detailed inventory report for the end of the period, a transaction report, as well as graphic representations of the portfolio to provide full disclosure to the governing body.

Karla Stastny, Senior Budget Accountant



**Lewisville ISD
Summary by Type
May 31, 2015
Grouped by Fund**

Patterson & Associates
901 S. MoPac
Suite 195
Austin, TX 78746
-

| Security Type | Number of Investments | Par Value | Book Value | % of Portfolio | Average YTM 365 | Average Days to Maturity |
|-----------------------------------|--------------------------|----------------------|----------------------|-------------------|--------------------|-----------------------------|
| Fund: Capital Project #637 | | | | | | |
| TexPool Prime | 1 | 18,020.43 | 18,020.43 | 0.00 | 0.103 | 1 |
| TexPool | 1 | 94,571.66 | 94,571.66 | 0.02 | 0.055 | 1 |
| Subtotal | 2 | 112,592.09 | 112,592.09 | 0.02 | 0.063 | 1 |
| Fund: Capital Project #641 | | | | | | |
| TexPool | 1 | 125,713.52 | 125,713.52 | 0.03 | 0.055 | 1 |
| Subtotal | 1 | 125,713.52 | 125,713.52 | 0.03 | 0.055 | 1 |
| Fund: Capital Project #643 | | | | | | |
| TexPool | 1 | 2,979,535.85 | 2,979,535.85 | 0.60 | 0.055 | 1 |
| Subtotal | 1 | 2,979,535.85 | 2,979,535.85 | 0.60 | 0.055 | 1 |
| Fund: Capital Project #644 | | | | | | |
| TexPool | 1 | 1,012,107.46 | 1,012,107.46 | 0.20 | 0.055 | 1 |
| Subtotal | 1 | 1,012,107.46 | 1,012,107.46 | 0.20 | 0.055 | 1 |
| Fund: Capital Project #645 | | | | | | |
| TexPool | 1 | 10,016,810.57 | 10,016,810.57 | 2.01 | 0.055 | 1 |
| Subtotal | 1 | 10,016,810.57 | 10,016,810.57 | 2.01 | 0.055 | 1 |
| Fund: Capital Project #646 | | | | | | |
| East West Bank MM | 1 | 14,403,906.96 | 14,403,906.96 | 2.89 | 0.150 | 1 |
| TexPool | 1 | 273,091.52 | 273,091.52 | 0.05 | 0.055 | 1 |
| Subtotal | 2 | 14,676,998.48 | 14,676,998.48 | 2.94 | 0.148 | 1 |
| Fund: Capital Project #647 | | | | | | |
| TexPool | 1 | 78,092,840.17 | 78,092,840.17 | 15.66 | 0.055 | 1 |
| Subtotal | 1 | 78,092,840.17 | 78,092,840.17 | 15.66 | 0.055 | 1 |
| Fund: Debt Service | | | | | | |

**Lewisville ISD
Summary by Type
May 31, 2015
Grouped by Fund**

| Security Type | Number of Investments | Par Value | Book Value | % of Portfolio | Average YTM 365 | Average Days to Maturity |
|---|-----------------------|-----------------------|-----------------------|----------------|-----------------|--------------------------|
| Fund: Debt Service | | | | | | |
| CD's - Interest Quarterly | 1 | 5,038,958.91 | 5,038,958.91 | 1.01 | 0.400 | 52 |
| First Financial Bank MM | 1 | 15,011,489.60 | 15,011,489.60 | 3.01 | 0.200 | 1 |
| JPMorgan Chase Bank Accounts | 1 | 205,788.94 | 205,788.94 | 0.04 | 0.000 | 1 |
| TexPool Prime | 1 | 1,099,547.33 | 1,099,547.33 | 0.22 | 0.103 | 1 |
| TexPool | 1 | 93,653,873.05 | 93,653,873.05 | 18.78 | 0.055 | 1 |
| Subtotal | 5 | 115,009,657.83 | 115,009,657.83 | 23.06 | 0.090 | 3 |
| Fund: Escrow Sinking Fund | | | | | | |
| Bank of Texas - Escrow Account | 1 | 37,286.07 | 37,286.07 | 0.01 | 0.010 | 1 |
| Federal Agency Coupon Securities | 3 | 3,000,000.00 | 2,999,713.66 | 0.60 | 0.982 | 1,337 |
| Subtotal | 4 | 3,037,286.07 | 3,036,999.73 | 0.61 | 0.970 | 1,321 |
| Fund: Jem Res-Sec 125 | | | | | | |
| JPMorgan Chase Bank Accounts | 1 | 324,623.34 | 324,623.34 | 0.07 | 0.000 | 1 |
| Subtotal | 1 | 324,623.34 | 324,623.34 | 0.07 | 0.000 | 1 |
| Fund: Maintenance & Operations | | | | | | |
| East West Bank MM | 1 | 20,030,257.64 | 20,030,257.64 | 4.02 | 0.150 | 1 |
| CD's - Interest Quarterly | 3 | 15,073,772.72 | 15,073,772.72 | 3.02 | 0.400 | 114 |
| Federal Agency Coupon Securities | 12 | 53,500,000.00 | 53,523,375.26 | 10.73 | 0.535 | 466 |
| JPMorgan Chase Bank Accounts | 1 | 19,082,648.18 | 19,082,648.18 | 3.83 | 0.000 | 1 |
| TexPool Prime | 1 | 2,931,923.95 | 2,931,923.95 | 0.59 | 0.103 | 1 |
| TexPool | 1 | 139,079,234.82 | 139,079,234.82 | 27.89 | 0.055 | 1 |
| Municipal Bonds | 10 | 16,076,504.00 | 16,167,668.34 | 3.24 | 0.451 | 251 |
| Subtotal | 29 | 265,774,341.31 | 265,888,880.91 | 53.32 | 0.199 | 116 |
| Fund: Worker's Compensation Fund | | | | | | |
| JPMorgan Chase Bank Accounts | 1 | 240,696.64 | 240,696.64 | 0.05 | 0.000 | 1 |
| TexPool Prime | 1 | 3,647,346.37 | 3,647,346.37 | 0.73 | 0.103 | 1 |
| TexPool | 1 | 3,567,393.11 | 3,567,393.11 | 0.72 | 0.055 | 1 |
| Subtotal | 3 | 7,455,436.12 | 7,455,436.12 | 1.50 | 0.077 | 1 |

| | | | | | | |
|-------------------|-----------|-----------------------|-----------------------|---------------|--------------|-----------|
| Total and Average | <u>51</u> | <u>498,617,942.81</u> | <u>498,732,196.07</u> | <u>100.00</u> | <u>0.149</u> | <u>71</u> |
|-------------------|-----------|-----------------------|-----------------------|---------------|--------------|-----------|



Lewisville ISD Cash Reconciliation Report For the Period March 1, 2015 - May 31, 2015 Grouped by Fund

Patterson & Associates
901 S. MoPac
Suite 195
Austin, TX 78746
-

| Trans. Date | Investment # | Fund | Trans. Type | Security ID | Par Value | Security Description | Maturity Date | Purchases | Interest | Redemptions | Cash |
|-------------------------------------|--------------|------|-------------|-------------|---------------|----------------------------------|---------------|----------------------|-----------------|---------------------|-----------------|
| Debt Service | | | | | | | | | | | |
| 03/31/2015 | 204 | DS | Interest | 172571152A | 5,025,062.38 | EWB 5.0M 0.40% Mat. 07/23/2015 | 07/23/2015 | 0.00 | 4,967.45 | 0.00 | 4,967.45 |
| 03/31/2015 | 204 | DS | Interest | 172571152A | 5,025,062.38 | EWB 5.0M 0.40% Mat. 07/23/2015 | 07/23/2015 | -4,967.45 | 0.00 | 0.00 | -4,967.45 |
| Subtotal | | | | | | | | -4,967.45 | 4,967.45 | 0.00 | 0.00 |
| Escrow Sinking Fund | | | | | | | | | | | |
| 03/25/2015 | 194 | ESF | Interest | 3130A1A81 | 1,000,000.00 | FHLBS 1.0M 0.50% Mat. 03/25/2019 | 03/25/2019 | 0.00 | 2,500.00 | 0.00 | 2,500.00 |
| 03/25/2015 | 194 | ESF | Call | 3130A1A81 | 1,000,000.00 | 0.0M 0.50% | 03/25/2019 | 0.00 | 0.00 | 1,000,000.00 | 1,000,000.00 |
| 04/16/2015 | 223 | ESF | Purchase | 3130A4R79 | 1,000,000.00 | FHLBS 1.0M 1.25% Mat. 04/16/2020 | 04/16/2020 | -1,000,000.00 | 0.00 | 0.00 | -1,000,000.00 |
| 05/08/2015 | 139 | ESF | Interest | 3136G02S9 | 1,000,000.00 | FNMAS 1.0M 0.63% Mat. 11/08/2018 | 11/08/2018 | 0.00 | 5,000.00 | 0.00 | 5,000.00 |
| Subtotal | | | | | | | | -1,000,000.00 | 7,500.00 | 1,000,000.00 | 7,500.00 |
| Maintenance & Operations | | | | | | | | | | | |
| 03/01/2015 | 177 | OPER | Interest | 186072QR8 | 1,065,000.00 | CLEVEC 1.1M 1.25% Mat. | 03/01/2015 | 0.00 | 6,656.25 | 0.00 | 6,656.25 |
| 03/01/2015 | 177 | OPER | Maturity | 186072QR8 | 1,065,000.00 | CLEVEC 1.1M 1.25% Mat. | 03/01/2015 | 0.00 | 0.00 | 1,065,000.00 | 1,065,000.00 |
| 03/10/2015 | 191 | OPER | Interest | 3137EACM9 | 3,000,000.00 | FHLMC 3.0M 1.75% Mat. 09/10/2015 | 09/10/2015 | 0.00 | 26,250.00 | 0.00 | 26,250.00 |
| 03/23/2015 | 211 | OPER | Interest | 3130A2XD3 | 2,500,000.00 | FHLBC 2.5M 0.67% Mat. 09/23/2016 | 09/23/2016 | 0.00 | 8,375.00 | 0.00 | 8,375.00 |
| 03/30/2015 | 218 | OPER | Interest | 3130A3ME1 | 10,000,000.00 | FHLBC 10.0M 0.55% Mat. | 09/30/2016 | 0.00 | 13,750.00 | 0.00 | 13,750.00 |
| 03/30/2015 | 222 | OPER | Purchase | 3130A4JV5 | 5,000,000.00 | FHLBC 5.0M 0.40% Mat. 03/30/2016 | 03/30/2016 | -5,000,000.00 | 0.00 | 0.00 | -5,000,000.00 |
| 03/31/2015 | 205 | OPER | Interest | 172311617A | 5,025,062.38 | EWB 5.0M 0.40% Mat. 07/23/2015 | 07/23/2015 | 0.00 | 4,967.45 | 0.00 | 4,967.45 |
| 03/31/2015 | 205 | OPER | Interest | 172311617A | 5,025,062.38 | EWB 5.0M 0.40% Mat. 07/23/2015 | 07/23/2015 | -4,967.45 | 0.00 | 0.00 | -4,967.45 |
| 03/31/2015 | 212 | OPER | Interest | 172275929A | 5,006,168.15 | EWB 5.0M 0.40% Mat. 09/20/2015 | 09/20/2015 | 0.00 | 4,945.57 | 0.00 | 4,945.57 |
| 03/31/2015 | 212 | OPER | Interest | 172275929A | 5,006,168.15 | EWB 5.0M 0.40% Mat. 09/20/2015 | 09/20/2015 | -4,945.57 | 0.00 | 0.00 | -4,945.57 |
| 03/31/2015 | 215 | OPER | Interest | 172535690A | 5,011,231.76 | EWB 5.0M 0.40% Mat. 11/28/2015 | 11/28/2015 | 0.00 | 4,946.84 | 0.00 | 4,946.84 |
| 03/31/2015 | 215 | OPER | Interest | 172535690A | 5,011,231.76 | EWB 5.0M 0.40% Mat. 11/28/2015 | 11/28/2015 | -4,946.84 | 0.00 | 0.00 | -4,946.84 |
| 04/01/2015 | 221 | OPER | Interest | 9826713P2 | 2,635,000.00 | WYANCO 2.6M 0.50% Mat. | 03/01/2016 | 0.00 | 1,280.90 | 0.00 | 1,280.90 |
| 04/11/2015 | 216 | OPER | Interest | 3133ECKZ6 | 5,000,000.00 | FFCBC 5.0M 0.43% Mat. 04/11/2016 | 04/11/2016 | 0.00 | 10,750.00 | 0.00 | 10,750.00 |
| 04/17/2015 | 184 | OPER | Interest | 3130A0J92 | 5,000,000.00 | FHLBC 5.0M 0.88% Mat. 01/17/2017 | 01/17/2017 | 0.00 | 10,937.50 | 0.00 | 10,937.50 |
| 04/17/2015 | 184 | OPER | Call | 3130A0J92 | 5,000,000.00 | 0.0M 0.88% | 01/17/2017 | 0.00 | 0.00 | 5,000,000.00 | 5,000,000.00 |
| 04/22/2015 | 203 | OPER | Interest | 3134G5C29 | 3,000,000.00 | FHLMCC 3.0M 0.60% Mat. | 07/22/2016 | 0.00 | 4,500.00 | 0.00 | 4,500.00 |
| 04/22/2015 | 203 | OPER | Call | 3134G5C29 | 3,000,000.00 | 0.0M 0.60% | 07/22/2016 | 0.00 | 0.00 | 3,000,000.00 | 3,000,000.00 |
| 04/23/2015 | 216 | OPER | Interest | 3133ECKZ6 | 5,000,000.00 | FFCBC 5.0M 0.43% Mat. 04/11/2016 | 04/11/2016 | 0.00 | 716.67 | 0.00 | 716.67 |
| 04/23/2015 | 216 | OPER | Call | 3133ECKZ6 | 5,000,000.00 | 0.0M 0.43% | 04/11/2016 | 0.00 | 0.00 | 5,000,000.00 | 5,000,000.00 |
| 04/26/2015 | 192 | OPER | Interest | 31398A4M1 | 3,000,000.00 | FNMA 3.0M 1.63% Mat. 10/26/2015 | 10/26/2015 | 0.00 | 24,375.00 | 0.00 | 24,375.00 |
| 05/01/2015 | 179 | OPER | Interest | 981306ER0 | 2,135,000.00 | WORCMA 2.1M 4.00% Mat. | 11/01/2015 | 0.00 | 42,700.00 | 0.00 | 42,700.00 |
| 05/19/2015 | 224 | OPER | Purchase | 283734MZ1 | 1,180,000.00 | ELPASO 1.2M 3.22% Mat. | 08/15/2016 | -1,218,538.80 | -9,921.18 | 0.00 | -1,228,459.98 |
| 05/21/2015 | 225 | OPER | Purchase | 6824548W6 | 3,617,000.00 | ONEIDA 3.6M 1.00% Mat. | 05/20/2016 | -3,634,940.32 | 0.00 | 0.00 | -3,634,940.32 |
| 05/21/2015 | 226 | OPER | Purchase | 6824548W6 | 504.00 | ONEIDA 0.0M 1.00% Mat. | 05/20/2016 | -506.50 | 0.00 | 0.00 | -506.50 |
| 05/28/2015 | 206 | OPER | Interest | 3130A2W77 | 5,000,000.00 | FHLBS 5.0M 0.88% Mat. 08/28/2017 | 08/28/2017 | 0.00 | 10,937.50 | 0.00 | 10,937.50 |

Portfolio LEWI
AP

Lewisville ISD

Cash Reconciliation Report

For the Period March 1, 2015 - May 31, 2015

| Trans. Date | Investment # | Fund | Trans. Type | Security ID | Par Value | Security Description | Maturity Date | Purchases | Interest | Redemptions | Cash |
|-------------------------------------|--------------|------|-------------|-------------|--------------|------------------------|---------------|-----------------------|-------------------|----------------------|---------------------|
| Maintenance & Operations | | | | | | | | | | | |
| 05/28/2015 | 227 | OPER | Purchase | 3134G63D3 | 5,000,000.00 | FHLMCC 5.0M 0.90% Mat. | 08/28/2017 | -5,000,000.00 | 0.00 | 0.00 | -5,000,000.00 |
| 05/28/2015 | 206 | OPER | Call | 3130A2W77 | 5,000,000.00 | 0.0M 0.88% | 08/28/2017 | 0.00 | 0.00 | 5,000,000.00 | 5,000,000.00 |
| Subtotal | | | | | | | | -14,868,845.48 | 166,167.50 | 19,065,000.00 | 4,362,322.02 |
| Total | | | | | | | | -15,873,812.93 | 178,634.95 | 20,065,000.00 | 4,369,822.02 |



**Lewisville ISD
Purchases Report
Sorted by Fund - Fund
March 1, 2015 - May 31, 2015**

Patterson & Associates
901 S. MoPac
Suite 195
Austin, TX 78746
-

| CUSIP | Investment # | Fund | Sec. Type | Issuer | Original Par Value | Purchase Date | Payment Periods | Principal Purchased | Accrued Interest at Purchase | Rate at Purchase | Maturity Date | YTM | Ending Book Value |
|-------------------------------------|--------------|------|-----------|------------------------|----------------------|---------------|--------------------|----------------------|------------------------------|------------------|---------------|-------|----------------------|
| Escrow Sinking Fund | | | | | | | | | | | | | |
| 3130A4R79 | 223 | ESF | FAC | FHLBS | 1,000,000.00 | 04/16/2015 | 10/16 - 04/16 | 1,000,000.00 | | 1.250 | 04/16/2020 | 1.250 | 1,000,000.00 |
| | | | | Subtotal | 1,000,000.00 | | | 1,000,000.00 | 0.00 | | | | 1,000,000.00 |
| Maintenance & Operations | | | | | | | | | | | | | |
| 3130A4JV5 | 222 | OPER | FAC | FHLBC | 5,000,000.00 | 03/30/2015 | 09/30 - 03/30 | 5,000,000.00 | | 0.400 | 03/30/2016 | 0.400 | 5,000,000.00 |
| 283734MZ1 | 224 | OPER | MC1 | ELPASO | 1,180,000.00 | 05/19/2015 | 08/15 - 02/15 | 1,218,538.80 | 9,921.18 | 3.220 | 08/15/2016 | 0.570 | 1,217,501.88 |
| 6824548W6 | 225 | OPER | MC1 | ONEIDA | 3,617,000.00 | 05/21/2015 | 05/20 - Final Pmt. | 3,634,940.32 | | 1.000 | 05/20/2016 | 0.500 | 3,634,440.59 |
| 6824548W6 | 226 | OPER | MC1 | ONEIDA | 504.00 | 05/21/2015 | 05/20 - Final Pmt. | 506.50 | | 1.000 | 05/20/2016 | 0.501 | 506.43 |
| 3134G63D3 | 227 | OPER | FAC | FHLMCC | 5,000,000.00 | 05/28/2015 | 08/28 - 02/28 | 5,000,000.00 | | 0.900 | 08/28/2017 | 0.900 | 5,000,000.00 |
| | | | | Subtotal | 14,797,504.00 | | | 14,853,985.62 | 9,921.18 | | | | 14,852,448.90 |
| | | | | Total Purchases | 15,797,504.00 | | | 15,853,985.62 | 9,921.18 | | | | 15,852,448.90 |



**Lewisville ISD
Maturity Report
Sorted by Maturity Date**
Amounts due during March 1, 2015 - May 31, 2015

Patterson & Associates
901 S. MoPac
Suite 195
Austin, TX 78746
-

| CUSIP | Investment # | Fund | Sec. Type | Issuer | Par Value | Maturity Date | Purchase Date | Rate at Maturity | Book Value at Maturity | Interest | Maturity Proceeds | Net Income |
|-------------------------|--------------|------|-----------|--------|---------------------|---------------|---------------|------------------|------------------------|-----------------|---------------------|-----------------|
| 186072QR8 | 177 | OPER | MC1 | CLEVEC | 1,065,000.00 | 03/01/2015 | 10/25/2013 | 1.250 | 1,065,000.00 | 6,656.25 | 1,071,656.25 | 6,656.25 |
| Total Maturities | | | | | 1,065,000.00 | | | | 1,065,000.00 | 6,656.25 | 1,071,656.25 | 6,656.25 |



Lewisville ISD
Sales/Call Report
Sorted by Maturity Date - Fund
March 1, 2015 - May 31, 2015

Patterson & Associates
 901 S. MoPac
 Suite 195
 Austin, TX 78746
 -

| CUSIP | Investment # | Fund | Issuer Sec. Type | Purchase Date | Redem. Date Matur. Date | Par Value | Rate at Redem. | Book Value at Redem. | Redemption Principal | Redemption Interest | Total Amount | Net Income |
|--------------------|--------------|------|---------------------|------------------|----------------------------|----------------------|-------------------|-------------------------|-------------------------|------------------------|----------------------|------------------|
| 04/11/2016 | | | | | | | | | | | | |
| 3133ECKZ6 | 216 | OPER | FFCBC FAC | 12/11/2014 | 04/23/2015 04/11/2016 | 5,000,000.00 | 0.430 | 5,000,000.00 | 5,000,000.00 | 716.67 | 5,000,716.67 Call | 716.67 |
| Subtotal | | | | | | 5,000,000.00 | | 5,000,000.00 | 5,000,000.00 | 716.67 | 5,000,716.67 | 716.67 |
| 07/22/2016 | | | | | | | | | | | | |
| 3134G5C29 | 203 | OPER | FHLMCC FAC | 07/22/2014 | 04/22/2015 07/22/2016 | 3,000,000.00 | 0.600 | 3,000,000.00 | 3,000,000.00 | 4,500.00 | 3,004,500.00 Call | 4,500.00 |
| Subtotal | | | | | | 3,000,000.00 | | 3,000,000.00 | 3,000,000.00 | 4,500.00 | 3,004,500.00 | 4,500.00 |
| 01/17/2017 | | | | | | | | | | | | |
| 3130A0J92 | 184 | OPER | FHLBC FAC | 01/17/2014 | 04/17/2015 01/17/2017 | 5,000,000.00 | 0.875 | 5,000,000.00 | 5,000,000.00 | 10,937.50 | 5,010,937.50 Call | 10,937.50 |
| Subtotal | | | | | | 5,000,000.00 | | 5,000,000.00 | 5,000,000.00 | 10,937.50 | 5,010,937.50 | 10,937.50 |
| 08/28/2017 | | | | | | | | | | | | |
| 3130A2W77 | 206 | OPER | FHLBS FAC | 08/28/2014 | 05/28/2015 08/28/2017 | 5,000,000.00 | 0.875 V | 5,000,000.00 | 5,000,000.00 | 10,937.50 | 5,010,937.50 Call | 10,937.50 |
| Subtotal | | | | | | 5,000,000.00 | | 5,000,000.00 | 5,000,000.00 | 10,937.50 | 5,010,937.50 | 10,937.50 |
| 03/25/2019 | | | | | | | | | | | | |
| 3130A1A81 | 194 | ESF | FHLBS FAC | 03/25/2014 | 03/25/2015 03/25/2019 | 1,000,000.00 | 0.500 V | 1,000,000.00 | 1,000,000.00 | 2,500.00 | 1,002,500.00 Call | 2,500.00 |
| Subtotal | | | | | | 1,000,000.00 | | 1,000,000.00 | 1,000,000.00 | 2,500.00 | 1,002,500.00 | 2,500.00 |
| Total Sales | | | | | | 19,000,000.00 | | 19,000,000.00 | 19,000,000.00 | 29,591.67 | 19,029,591.67 | 29,591.67 |

V - Security with variable rate change.



Lewisville ISD
Interest Earnings
Sorted by Fund - Fund
March 1, 2015 - May 31, 2015
Yield on Average Book Value

Patterson & Associates
 901 S. MoPac
 Suite 195
 Austin, TX 78746
 -

| CUSIP | Investment # | Fund | Security Type | Ending Par Value | Beginning Book Value | Average Book Value | Maturity Date | Current Annualized Rate | Yield | Adjusted Interest Earnings | | |
|-----------------------------------|--------------|--------|-----------------|----------------------|----------------------|----------------------|---------------|-------------------------|--------------|----------------------------|-------------------------|----------------------------|
| | | | | | | | | | | Interest Earned | Amortization/ Accretion | Adjusted Interest Earnings |
| Fund: Capital Project #637 | | | | | | | | | | | | |
| 999999994 | 78 | CP0637 | RR2 | 18,020.43 | 18,016.07 | 18,017.53 | | 0.103 | 0.096 | 4.36 | 0.00 | 4.36 |
| 999999993 | 73 | CP0637 | RRP | 94,571.66 | 97,656.27 | 97,559.56 | | 0.055 | 0.052 | 12.74 | 0.00 | 12.74 |
| | | | Subtotal | 112,592.09 | 115,672.34 | 115,577.09 | | | 0.059 | 17.10 | 0.00 | 17.10 |
| Fund: Capital Project #641 | | | | | | | | | | | | |
| 999999993 | 102 | CP0641 | RRP | 125,713.52 | 160,963.57 | 156,428.70 | | 0.055 | 0.052 | 20.39 | 0.00 | 20.39 |
| | | | Subtotal | 125,713.52 | 160,963.57 | 156,428.70 | | | 0.052 | 20.39 | 0.00 | 20.39 |
| Fund: Capital Project #643 | | | | | | | | | | | | |
| 999999993 | 124 | CP0643 | RRP | 2,979,535.85 | 3,142,551.61 | 3,112,934.71 | | 0.055 | 0.052 | 406.78 | 0.00 | 406.78 |
| | | | Subtotal | 2,979,535.85 | 3,142,551.61 | 3,112,934.71 | | | 0.052 | 406.78 | 0.00 | 406.78 |
| Fund: Capital Project #644 | | | | | | | | | | | | |
| 999999993 | 143 | CP0644 | RRP | 1,012,107.46 | 1,020,871.55 | 1,015,170.86 | | 0.055 | 0.052 | 132.72 | 0.00 | 132.72 |
| | | | Subtotal | 1,012,107.46 | 1,020,871.55 | 1,015,170.86 | | | 0.052 | 132.72 | 0.00 | 132.72 |
| Fund: Capital Project #645 | | | | | | | | | | | | |
| 999999993 | 152 | CP0645 | RRP | 10,016,810.57 | 10,769,772.76 | 10,655,152.96 | | 0.055 | 0.052 | 1,392.03 | 0.00 | 1,392.03 |
| | | | Subtotal | 10,016,810.57 | 10,769,772.76 | 10,655,152.96 | | | 0.052 | 1,392.03 | 0.00 | 1,392.03 |
| Fund: Capital Project #646 | | | | | | | | | | | | |
| 999999993 | 181 | CP0646 | RRP | 273,091.52 | 1,040,468.16 | 643,302.97 | | 0.055 | 0.051 | 81.93 | 0.00 | 81.93 |
| 72000257 | 199 | CP0646 | LA1 | 14,403,906.96 | 14,398,462.46 | 14,400,433.24 | | 0.150 | 0.150 | 5,444.50 | 0.00 | 5,444.50 |
| | | | Subtotal | 14,676,998.48 | 15,438,930.62 | 15,043,736.21 | | | 0.146 | 5,526.43 | 0.00 | 5,526.43 |
| Fund: Capital Project #647 | | | | | | | | | | | | |
| 999999993 | 213 | CP0647 | RRP | 78,092,840.17 | 81,146,655.26 | 79,549,664.55 | | 0.055 | 0.052 | 10,394.97 | 0.00 | 10,394.97 |
| | | | Subtotal | 78,092,840.17 | 81,146,655.26 | 79,549,664.55 | | | 0.052 | 10,394.97 | 0.00 | 10,394.97 |

Portfolio LEWI
 AP
 IE (PRF_IE) 7.2.0
 Report Ver. 7.3.5

Lewisville ISD
Interest Earnings
March 1, 2015 - May 31, 2015

| CUSIP | Investment # | Fund | Security Type | Ending Par Value | Beginning Book Value | Average Book Value | Maturity Date | Current Annualized Rate | Yield | Adjusted Interest Earnings | | |
|---|--------------|------|---------------|-----------------------|-----------------------|-----------------------|---------------|-------------------------|-------|----------------------------|-------------------------|----------------------------|
| | | | | | | | | | | Interest Earned | Amortization/ Accretion | Adjusted Interest Earnings |
| Fund: Debt Service | | | | | | | | | | | | |
| 999999994 | 19 | DS | RR2 | 1,099,547.33 | 1,099,280.18 | 1,099,369.57 | | 0.103 | 0.096 | 267.15 | 0.00 | 267.15 |
| 999999993 | 18 | DS | RRP | 93,653,873.05 | 91,473,973.30 | 92,387,911.20 | | 0.055 | 0.052 | 12,141.50 | 0.00 | 12,141.50 |
| 172571152A | 204 | DS | RR5 | 5,038,958.91 | 5,033,991.46 | 5,037,339.09 | 07/23/2015 | 0.400 | 0.400 | 5,079.56 | 0.00 | 5,079.56 |
| 63621 | 220 | DS | LA2 | 15,011,489.60 | 15,004,006.90 | 15,006,702.92 | | 0.200 | 0.198 | 7,482.70 | 0.00 | 7,482.70 |
| Subtotal | | | | 114,803,868.89 | 112,611,251.84 | 113,531,322.77 | | 0.087 | | 24,970.91 | 0.00 | 24,970.91 |
| Fund: Escrow Sinking Fund | | | | | | | | | | | | |
| 3136G02S9 | 139 | ESF | FAC | 1,000,000.00 | 999,692.82 | 999,703.43 | 11/08/2018 | 1.000 | 1.000 | 2,500.00 | 20.84 | 2,520.84 |
| 3130A1A81 | 194 | ESF | FAC | 0.00 | 1,000,000.00 | 260,869.57 | 03/25/2019 | 2.500 | 0.507 | 333.33 | 0.00 | 333.33 |
| 3130A4R79 | 223 | ESF | FAC | 1,000,000.00 | 0.00 | 500,000.00 | 04/16/2020 | 1.250 | 1.240 | 1,562.50 | 0.00 | 1,562.50 |
| 3134G5XF7 | 219 | ESF | FAC | 1,000,000.00 | 1,000,000.00 | 1,000,000.00 | 01/30/2018 | 0.750 | 0.744 | 1,875.00 | 0.00 | 1,875.00 |
| 820162014 | 128 | ESF | RR4 | 37,286.07 | 34,759.31 | 36,619.35 | | 0.010 | 0.293 | 27.08 | 0.00 | 27.08 |
| Subtotal | | | | 3,037,286.07 | 3,034,452.13 | 2,797,192.35 | | 0.896 | | 6,297.91 | 20.84 | 6,318.75 |
| Fund: Maintenance & Operations | | | | | | | | | | | | |
| 999999994 | 17 | OPER | RR2 | 2,931,923.95 | 2,931,211.43 | 2,931,449.82 | | 0.103 | 0.096 | 712.52 | 0.00 | 712.52 |
| 3133EDQ96 | 210 | OPER | FAC | 2,500,000.00 | 2,499,288.51 | 2,499,355.03 | 07/11/2016 | 0.500 | 0.517 | 3,125.00 | 130.68 | 3,255.68 |
| 3130A2UX2 | 209 | OPER | FAC | 2,500,000.00 | 2,495,990.11 | 2,496,340.71 | 08/15/2016 | 0.500 | 0.606 | 3,125.00 | 688.72 | 3,813.72 |
| 3137EACM9 | 191 | OPER | FAC | 3,000,000.00 | 3,022,820.13 | 3,017,288.34 | 09/10/2015 | 1.750 | 0.297 | 13,125.00 | -10,866.73 | 2,258.27 |
| 3135G0SB0 | 193 | OPER | FAC | 5,000,000.00 | 4,999,878.66 | 4,999,897.83 | 12/21/2015 | 0.375 | 0.375 | 4,687.50 | 37.66 | 4,725.16 |
| 31398A4M1 | 192 | OPER | FAC | 3,000,000.00 | 3,024,970.80 | 3,020,102.54 | 10/26/2015 | 1.625 | 0.345 | 12,187.50 | -9,563.28 | 2,624.22 |
| 999999993 | 16 | OPER | RRP | 139,079,234.82 | 213,536,944.24 | 188,173,255.11 | | 0.055 | 0.048 | 22,952.04 | 0.00 | 22,952.04 |
| 3130A0J92 | 184 | OPER | FAC | 0.00 | 5,000,000.00 | 2,554,347.83 | 01/17/2017 | 0.875 | 0.868 | 5,590.28 | 0.00 | 5,590.28 |
| 3130A2XD3 | 211 | OPER | FAC | 2,500,000.00 | 2,500,000.00 | 2,500,000.00 | 09/23/2016 | 0.670 | 0.665 | 4,187.50 | 0.00 | 4,187.50 |
| 3130A3ME1 | 218 | OPER | FAC | 10,000,000.00 | 9,998,388.89 | 9,999,754.83 | 09/30/2016 | 0.550 | 0.609 | 13,750.00 | 1,611.11 | 15,361.11 |
| 3130A4JV5 | 222 | OPER | FAC | 5,000,000.00 | 0.00 | 3,423,913.04 | 03/30/2016 | 0.400 | 0.393 | 3,388.89 | 0.00 | 3,388.89 |
| 3130A3JY1 | 217 | OPER | FAC | 5,000,000.00 | 4,999,938.89 | 4,999,996.68 | 12/12/2017 | 0.500 | 0.501 | 6,250.00 | 61.11 | 6,311.11 |
| 3130A2W77 | 206 | OPER | FAC | 0.00 | 5,000,000.00 | 4,782,608.70 | 08/28/2017 | 0.875 | 0.877 | 10,572.92 | 0.00 | 10,572.92 |
| 3134G4N79 | 207 | OPER | FAC | 5,000,000.00 | 5,000,000.00 | 5,000,000.00 | 12/19/2016 | 0.600 | 0.595 | 7,500.00 | 0.00 | 7,500.00 |
| 3173 | 105 | OPER | RR3 | 19,082,648.18 | 16,697,958.37 | 17,190,995.81 | | | | 0.01 | 0.00 | 0.01 |
| 3134G56P5 | 200 | OPER | FAC | 5,000,000.00 | 5,000,000.00 | 5,000,000.00 | 06/24/2016 | 0.500 | 0.496 | 6,250.00 | 0.00 | 6,250.00 |
| 3134G63D3 | 227 | OPER | FAC | 5,000,000.00 | 0.00 | 217,391.30 | 08/28/2017 | 0.900 | 0.684 | 375.00 | 0.00 | 375.00 |
| 3134G5C29 | 203 | OPER | FAC | 0.00 | 3,000,000.00 | 1,695,652.17 | 07/22/2016 | 0.600 | 0.597 | 2,550.00 | 0.00 | 2,550.00 |
| 3133ECKZ6 | 216 | OPER | FAC | 0.00 | 5,000,000.00 | 2,880,434.78 | 04/11/2016 | 0.430 | 0.428 | 3,105.56 | 0.00 | 3,105.56 |
| 387460KY3 | 157 | OPER | MC1 | 1,005,000.00 | 1,009,024.59 | 1,006,975.84 | 06/01/2015 | 2.000 | 0.394 | 5,025.00 | -4,024.59 | 1,000.41 |
| 172535690A | 215 | OPER | RR5 | 5,018,046.13 | 5,013,099.29 | 5,016,433.03 | 11/28/2015 | 0.400 | 0.400 | 5,058.48 | 0.00 | 5,058.48 |
| 172275929A | 212 | OPER | RR5 | 5,016,767.68 | 5,011,822.11 | 5,015,154.99 | 09/20/2015 | 0.400 | 0.400 | 5,057.18 | 0.00 | 5,057.18 |

Lewisville ISD
Interest Earnings
March 1, 2015 - May 31, 2015

| CUSIP | Investment # | Fund | Security Type | Ending Par Value | Beginning Book Value | Average Book Value | Maturity Date | Current Annualized Rate | Annualized Yield | Adjusted Interest Earnings | | |
|---|--------------|------|---------------|-----------------------|-----------------------|-----------------------|---------------|-------------------------|------------------|----------------------------|-------------------------|----------------------------|
| | | | | | | | | | | Interest Earned | Amortization/ Accretion | Adjusted Interest Earnings |
| Fund: Maintenance & Operations | | | | | | | | | | | | |
| 172311617A | 205 | OPER | RR5 | 5,038,958.91 | 5,033,991.46 | 5,037,339.09 | 07/23/2015 | 0.400 | 0.400 | 5,079.56 | 0.00 | 5,079.56 |
| 72000240 | 198 | OPER | LA1 | 20,030,257.64 | 20,022,686.45 | 20,026,151.59 | | 0.150 | 0.150 | 7,571.19 | 0.00 | 7,571.19 |
| 283734MZ1 | 224 | OPER | MC1 | 1,180,000.00 | 0.00 | 172,100.30 | 08/15/2016 | 3.220 | 0.529 | 1,266.53 | -1,036.92 | 229.61 |
| 833714M70 | 178 | OPER | MC1 | 960,000.00 | 980,021.52 | 974,428.29 | 08/15/2015 | 5.000 | 0.412 | 12,000.00 | -10,987.42 | 1,012.58 |
| 981306ER0 | 179 | OPER | MC1 | 2,135,000.00 | 2,185,535.45 | 2,175,888.40 | 11/01/2015 | 4.000 | 0.437 | 21,350.00 | -18,950.79 | 2,399.21 |
| 4197912K3 | 180 | OPER | MC1 | 1,000,000.00 | 1,010,954.92 | 1,007,608.91 | 08/01/2015 | 3.000 | 0.365 | 7,500.00 | -6,572.95 | 927.05 |
| 597324LF7 | 197 | OPER | MC1 | 799,000.00 | 804,810.74 | 803,035.94 | 08/01/2015 | 2.000 | 0.251 | 3,995.00 | -3,486.45 | 508.55 |
| 2360915R1 | 202 | OPER | MC1 | 2,745,000.00 | 2,730,316.84 | 2,731,811.76 | 06/01/2016 | 0.050 | 0.476 | 343.12 | 2,936.63 | 3,279.75 |
| 9826713P2 | 221 | OPER | MC1 | 2,635,000.00 | 2,636,281.89 | 2,635,955.61 | 03/01/2016 | 0.500 | 0.399 | 3,293.75 | -640.94 | 2,652.81 |
| 6824548W6 | 225 | OPER | MC1 | 3,617,000.00 | 0.00 | 434,577.12 | 05/20/2016 | 1.000 | 0.461 | 1,004.72 | -499.73 | 504.99 |
| 6824548W6 | 226 | OPER | MC1 | 504.00 | 0.00 | 60.55 | 05/20/2016 | 1.000 | 0.459 | 0.14 | -0.07 | 0.07 |
| Subtotal | | | | 265,774,341.31 | 341,145,935.29 | 314,420,305.94 | | | 0.178 | 201,979.39 | -61,163.96 | 140,815.43 |
| Fund: Worker's Compensation Fund | | | | | | | | | | | | |
| 999999994 | 25 | WC | RR2 | 3,647,346.37 | 3,646,459.94 | 3,646,756.54 | | 0.103 | 0.096 | 886.43 | 0.00 | 886.43 |
| 999999993 | 26 | WC | RRP | 3,567,393.11 | 3,566,926.59 | 3,567,083.50 | | 0.055 | 0.052 | 466.52 | 0.00 | 466.52 |
| Subtotal | | | | 7,214,739.48 | 7,213,386.53 | 7,213,840.04 | | | 0.074 | 1,352.95 | 0.00 | 1,352.95 |
| Total | | | | 497,846,833.89 | 575,800,443.50 | 547,611,326.18 | | | 0.139 | 252,491.58 | -61,143.12 | 191,348.46 |



Lewisville ISD
Amortization Schedule
March 1, 2015 - May 31, 2015
Sorted By Fund - Fund

Patterson & Associates
 901 S. MoPac
 Suite 195
 Austin, TX 78746
 -

| Investment # | Maturity Date | Beginning Par Value | | | | Amounts Amortized | | | | |
|-------------------------------------|---------------|---------------------|-----------------|--------------------|------------------------------|-------------------|----------------------------------|------------------------------|----------------------------------|---------------------------------------|
| Issuer | Fund | Amort. Date | Current Rate | Purchase Principal | Original Premium or Discount | Ending Book Value | And Unamortized As of 03/01/2015 | Amount Amortized This Period | Amt Amortized Through 05/31/2015 | Amount Unamortized Through 05/31/2015 |
| Escrow Sinking Fund | | | | | | | | | | |
| 139 | ESF | 11/08/2018 | 1,000,000.00 | 999,500.00 | -500.00 | 999,713.66 | 192.82 | 20.84 | 213.66 | -286.34 |
| FNMA Step Note | | 11/08/2018 | 1.000 | | | | -307.18 | | | |
| | | | Subtotal | 999,500.00 | -500.00 | 999,713.66 | 192.82 | 20.84 | 213.66 | -286.34 |
| | | | | | | | -307.18 | | | |
| Maintenance & Operations | | | | | | | | | | |
| 177 | OPER | 03/01/2015 | 1,065,000.00 | 1,078,035.60 | 13,035.60 | 0.00 | -13,035.60 | 0.00 | -13,035.60 | 0.00 |
| Cleveland County SD OK | | | 1.250 | | | | 0.00 | | | |
| 202 | OPER | 06/01/2016 | 2,745,000.00 | 2,722,518.45 | -22,481.55 | 2,733,253.47 | 7,798.39 | 2,936.63 | 10,735.02 | -11,746.53 |
| Dane County WI | | | 0.050 | | | | -14,683.16 | | | |
| 224 | OPER | 08/15/2016 | 1,180,000.00 | 1,218,538.80 | 38,538.80 | 1,217,501.88 | 0.00 | -1,036.92 | -1,036.92 | 37,501.88 |
| El Paso TX | | | 3.220 | | | | 38,538.80 | | | |
| 210 | OPER | 07/11/2016 | 2,500,000.00 | 2,499,032.95 | -967.05 | 2,499,419.19 | 255.56 | 130.68 | 386.24 | -580.81 |
| FFCB Note | | | 0.500 | | | | -711.49 | | | |
| 209 | OPER | 08/15/2016 | 2,500,000.00 | 2,494,643.28 | -5,356.72 | 2,496,678.83 | 1,346.83 | 688.72 | 2,035.55 | -3,321.17 |
| FHLB Note | | | 0.500 | | | | -4,009.89 | | | |
| 211 | OPER | 09/23/2016 | 2,500,000.00 | 2,498,513.03 | -1,486.97 | 2,500,000.00 | 1,486.97 | 0.00 | 1,486.97 | 0.00 |
| FHLB Call Note | | 12/23/2014 | 0.670 | | | | 0.00 | | | |
| 218 | OPER | 09/30/2016 | 10,000,000.00 | 9,995,000.00 | -5,000.00 | 10,000,000.00 | 3,388.89 | 1,611.11 | 5,000.00 | 0.00 |
| FHLB Call Note | | 03/30/2015 | 0.550 | | | | -1,611.11 | | | |
| 217 | OPER | 12/12/2017 | 5,000,000.00 | 4,999,500.00 | -500.00 | 5,000,000.00 | 438.89 | 61.11 | 500.00 | 0.00 |
| FHLB Step Note | | 03/12/2015 | 0.500 | | | | -61.11 | | | |
| 191 | OPER | 09/10/2015 | 3,000,000.00 | 3,063,510.00 | 63,510.00 | 3,011,953.40 | -40,689.87 | -10,866.73 | -51,556.60 | 11,953.40 |
| FHLB Note | | | 1.750 | | | | 22,820.13 | | | |
| 192 | OPER | 10/26/2015 | 3,000,000.00 | 3,060,780.00 | 60,780.00 | 3,015,407.52 | -35,809.20 | -9,563.28 | -45,372.48 | 15,407.52 |
| FNMA Note | | | 1.625 | | | | 24,970.80 | | | |
| 193 | OPER | 12/21/2015 | 5,000,000.00 | 4,999,737.65 | -262.35 | 4,999,916.32 | 141.01 | 37.66 | 178.67 | -83.68 |
| FNMA Note | | | 0.375 | | | | -121.34 | | | |
| 157 | OPER | 06/01/2015 | 1,005,000.00 | 1,037,330.85 | 32,330.85 | 1,005,000.00 | -28,306.26 | -4,024.59 | -32,330.85 | 0.00 |
| Granite UT SD | | | 2.000 | | | | 4,024.59 | | | |
| 180 | OPER | 08/01/2015 | 1,000,000.00 | 1,044,550.00 | 44,550.00 | 1,004,381.97 | -33,595.08 | -6,572.95 | -40,168.03 | 4,381.97 |
| Hawaii State | | | 3.000 | | | | 10,954.92 | | | |
| 197 | OPER | 08/01/2015 | 799,000.00 | 815,347.54 | 16,347.54 | 801,324.29 | -10,536.80 | -3,486.45 | -14,023.25 | 2,324.29 |
| Middletown Township NJ | | | 2.000 | | | | 5,810.74 | | | |

Portfolio LEWI
 AP

Lewisville ISD
Amortization Schedule
March 1, 2015 - May 31, 2015

| Investment # | Maturity Date | Beginning Par Value | | | | Amounts Amortized | | | | |
|-------------------------------------|---------------|---------------------|-----------------|----------------------|------------------------------|----------------------|----------------------------------|------------------------------|----------------------------------|---------------------------------------|
| Issuer | Fund | Amort. Date | Current Rate | Purchase Principal | Original Premium or Discount | Ending Book Value | And Unamortized As of 03/01/2015 | Amount Amortized This Period | Amt Amortized Through 05/31/2015 | Amount Unamortized Through 05/31/2015 |
| Maintenance & Operations | | | | | | | | | | |
| 225 | OPER | 05/20/2016 | 3,617,000.00 | 3,634,940.32 | 17,940.32 | 3,634,440.59 | 0.00 | -499.73 | -499.73 | 17,440.59 |
| Onieda County NY | | | 1.000 | | | | 17,940.32 | | | |
| 226 | OPER | 05/20/2016 | 504.00 | 506.50 | 2.50 | 506.43 | 0.00 | -0.07 | -0.07 | 2.43 |
| Onieda County NY | | | 1.000 | | | | 2.50 | | | |
| 178 | OPER | 08/15/2015 | 960,000.00 | 1,039,353.60 | 79,353.60 | 969,034.10 | -59,332.08 | -10,987.42 | -70,319.50 | 9,034.10 |
| Socorro ISD TX | | | 5.000 | | | | 20,021.52 | | | |
| 179 | OPER | 11/01/2015 | 2,135,000.00 | 2,286,606.35 | 151,606.35 | 2,166,584.66 | -101,070.90 | -18,950.79 | -120,021.69 | 31,584.66 |
| Worcester MA | | | 4.000 | | | | 50,535.45 | | | |
| 221 | OPER | 03/01/2016 | 2,635,000.00 | 2,636,317.50 | 1,317.50 | 2,635,640.95 | -35.61 | -640.94 | -676.55 | 640.95 |
| Wyandotte County KS | | 09/01/2015 | 0.500 | | | | 1,281.89 | | | |
| | | | Subtotal | 51,124,762.42 | 483,258.42 | 49,691,043.60 | -307,554.86 | -61,163.96 | -368,718.82 | 114,539.60 |
| | | | | | | | 175,703.56 | | | |
| | | | Total | 52,124,262.42 | 482,758.42 | 50,690,757.26 | -307,362.04 | -61,143.12 | -368,505.16 | 114,253.26 |
| | | | | | | | 175,396.38 | | | |



Lewisville ISD
Projected Cashflow Report
Sorted by Monthly
For the Period June 1, 2015 - December 31, 2015

Patterson & Associates
 901 S. MoPac
 Suite 195
 Austin, TX 78746
 -

| Projected Trans. Date | Investment # | Fund | Security ID | Transaction Type | Issuer | Par Value | Original Cost | Principal | Interest | Total |
|------------------------------|--------------|------|-------------|---------------------|------------------------|----------------------|----------------------|----------------------|------------------|----------------------|
| June 2015 | | | | | | | | | | |
| 06/01/2015 | 157 | OPER | 387460KY3 | Maturity | Granite UT SD | 1,005,000.00 | 1,037,330.85 | 1,005,000.00 | 10,050.00 | 1,015,050.00 |
| 06/01/2015 | 202 | OPER | 2360915R1 | Interest | Dane County WI | 0.00 | 0.00 | 0.00 | 1,254.31 | 1,254.31 |
| 06/12/2015 | 217 | OPER | 3130A3JY1 | Interest | FHLB Step Note | 0.00 | 0.00 | 0.00 | 12,500.00 | 12,500.00 |
| 06/12/2015 | 217 | OPER | 3130A3JY1 | Call | FHLB Step Note | 5,000,000.00 | 4,999,500.00 | 5,000,000.00 | 0.00 | 5,000,000.00 |
| 06/19/2015 | 207 | OPER | 3134G4N79 | Interest | FHLMC Step Note | 0.00 | 0.00 | 0.00 | 15,000.00 | 15,000.00 |
| 06/19/2015 | 207 | OPER | 3134G4N79 | Call | FHLMC Step Note | 5,000,000.00 | 5,000,000.00 | 5,000,000.00 | 0.00 | 5,000,000.00 |
| 06/21/2015 | 193 | OPER | 3135G0SB0 | Interest | FNMA Note | 0.00 | 0.00 | 0.00 | 9,375.00 | 9,375.00 |
| 06/23/2015 | 211 | OPER | 3130A2XD3 | Call | FHLB Call Note | 2,500,000.00 | 2,498,513.03 | 2,500,000.00 | 0.00 | 2,500,000.00 |
| 06/24/2015 | 200 | OPER | 3134G56P5 | Interest | FHLMC Call Note | 0.00 | 0.00 | 0.00 | 12,500.00 | 12,500.00 |
| 06/24/2015 | 200 | OPER | 3134G56P5 | Call | FHLMC Call Note | 5,000,000.00 | 5,000,000.00 | 5,000,000.00 | 0.00 | 5,000,000.00 |
| 06/30/2015 | 218 | OPER | 3130A3ME1 | Call | FHLB Call Note | 10,000,000.00 | 9,995,000.00 | 10,000,000.00 | 0.00 | 10,000,000.00 |
| 06/30/2015 | 222 | OPER | 3130A4JV5 | Call | FHLB Call Note | 5,000,000.00 | 5,000,000.00 | 5,000,000.00 | 0.00 | 5,000,000.00 |
| Total for June 2015 | | | | | | 33,505,000.00 | 33,530,343.88 | 33,505,000.00 | 60,679.31 | 33,565,679.31 |
| July 2015 | | | | | | | | | | |
| 07/11/2015 | 210 | OPER | 3133EDQ96 | Interest | FFCB Note | 0.00 | 0.00 | 0.00 | 6,250.00 | 6,250.00 |
| 07/30/2015 | 219 | ESF | 3134G5XF7 | Interest | FHLMC Step Note | 0.00 | 0.00 | 0.00 | 3,750.00 | 3,750.00 |
| 07/30/2015 | 219 | ESF | 3134G5XF7 | Call | FHLMC Step Note | 1,000,000.00 | 1,000,000.00 | 1,000,000.00 | 0.00 | 1,000,000.00 |
| Total for July 2015 | | | | | | 1,000,000.00 | 1,000,000.00 | 1,000,000.00 | 10,000.00 | 1,010,000.00 |
| August 2015 | | | | | | | | | | |
| 08/01/2015 | 180 | OPER | 4197912K3 | Maturity | Hawaii State | 1,000,000.00 | 1,044,550.00 | 1,000,000.00 | 15,000.00 | 1,015,000.00 |
| 08/01/2015 | 197 | OPER | 597324LF7 | Maturity | Middletown Township NJ | 799,000.00 | 815,347.54 | 799,000.00 | 18,732.11 | 817,732.11 |
| 08/15/2015 | 178 | OPER | 833714M70 | Maturity | Socorro ISD TX | 960,000.00 | 1,039,353.60 | 960,000.00 | 24,000.00 | 984,000.00 |
| 08/15/2015 | 209 | OPER | 3130A2UX2 | Interest | FHLB Note | 0.00 | 0.00 | 0.00 | 6,250.00 | 6,250.00 |
| 08/15/2015 | 224 | OPER | 283734MZ1 | Interest | EI Paso TX | 0.00 | 0.00 | 0.00 | 18,998.00 | 18,998.00 |
| 08/28/2015 | 227 | OPER | 3134G63D3 | Interest | FHLMC Call Note | 0.00 | 0.00 | 0.00 | 11,250.00 | 11,250.00 |
| 08/28/2015 | 227 | OPER | 3134G63D3 | Call | FHLMC Call Note | 5,000,000.00 | 5,000,000.00 | 5,000,000.00 | 0.00 | 5,000,000.00 |
| Total for August 2015 | | | | | | 7,759,000.00 | 7,899,251.14 | 7,759,000.00 | 94,230.11 | 7,853,230.11 |
| September 2015 | | | | | | | | | | |
| 09/01/2015 | 221 | OPER | 9826713P2 | Call | Wyandotte County KS | 2,635,000.00 | 2,636,317.50 | 2,635,000.00 | 0.00 | 2,635,000.00 |
| 09/10/2015 | 191 | OPER | 3137EACM9 | Maturity | FHLMC Note | 3,000,000.00 | 3,063,510.00 | 3,000,000.00 | 26,250.00 | 3,026,250.00 |

Lewisville ISD
Projected Cashflow Report
For the Period June 1, 2015 - December 31, 2015

| Projected Trans. Date | Investment # | Fund | Security ID | Transaction Type | Issuer | Par Value | Original Cost | Principal | Interest | Total |
|---------------------------------|--------------|------|-------------|---------------------|---------------------|----------------------|----------------------|----------------------|-------------------|----------------------|
| September 2015 | | | | | | | | | | |
| 09/23/2015 | 211 | OPER | 3130A2XD3 | Interest | FHLB Call Note | 0.00 | 0.00 | 0.00 | 8,375.00 | 8,375.00 |
| 09/30/2015 | 218 | OPER | 3130A3ME1 | Interest | FHLB Call Note | 0.00 | 0.00 | 0.00 | 27,500.00 | 27,500.00 |
| 09/30/2015 | 222 | OPER | 3130A4JV5 | Interest | FHLB Call Note | 0.00 | 0.00 | 0.00 | 10,000.00 | 10,000.00 |
| Total for September 2015 | | | | | | 5,635,000.00 | 5,699,827.50 | 5,635,000.00 | 72,125.00 | 5,707,125.00 |
| October 2015 | | | | | | | | | | |
| 10/01/2015 | 221 | OPER | 9826713P2 | Interest | Wyandotte County KS | 0.00 | 0.00 | 0.00 | 6,587.50 | 6,587.50 |
| 10/16/2015 | 223 | ESF | 3130A4R79 | Interest | FHLB Step Note | 0.00 | 0.00 | 0.00 | 6,250.00 | 6,250.00 |
| 10/16/2015 | 223 | ESF | 3130A4R79 | Call | FHLB Step Note | 1,000,000.00 | 1,000,000.00 | 1,000,000.00 | 0.00 | 1,000,000.00 |
| 10/26/2015 | 192 | OPER | 31398A4M1 | Maturity | FNMA Note | 3,000,000.00 | 3,060,780.00 | 3,000,000.00 | 24,375.00 | 3,024,375.00 |
| Total for October 2015 | | | | | | 4,000,000.00 | 4,060,780.00 | 4,000,000.00 | 37,212.50 | 4,037,212.50 |
| November 2015 | | | | | | | | | | |
| 11/01/2015 | 179 | OPER | 981306ER0 | Maturity | Worcester MA | 2,135,000.00 | 2,286,606.35 | 2,135,000.00 | 42,700.00 | 2,177,700.00 |
| 11/08/2015 | 139 | ESF | 3136G02S9 | Interest | FNMA Step Note | 0.00 | 0.00 | 0.00 | 5,000.00 | 5,000.00 |
| Total for November 2015 | | | | | | 2,135,000.00 | 2,286,606.35 | 2,135,000.00 | 47,700.00 | 2,182,700.00 |
| December 2015 | | | | | | | | | | |
| 12/01/2015 | 202 | OPER | 2360915R1 | Interest | Dane County WI | 0.00 | 0.00 | 0.00 | 686.25 | 686.25 |
| 12/12/2015 | 217 | OPER | 3130A3JY1 | Interest | FHLB Step Note | 0.00 | 0.00 | 0.00 | 18,750.00 | 18,750.00 |
| 12/19/2015 | 207 | OPER | 3134G4N79 | Interest | FHLMC Step Note | 0.00 | 0.00 | 0.00 | 18,750.00 | 18,750.00 |
| 12/21/2015 | 193 | OPER | 3135G0SB0 | Maturity | FNMA Note | 5,000,000.00 | 4,999,737.65 | 5,000,000.00 | 9,375.00 | 5,009,375.00 |
| 12/24/2015 | 200 | OPER | 3134G56P5 | Interest | FHLMC Call Note | 0.00 | 0.00 | 0.00 | 12,500.00 | 12,500.00 |
| Total for December 2015 | | | | | | 5,000,000.00 | 4,999,737.65 | 5,000,000.00 | 60,061.25 | 5,060,061.25 |
| GRAND TOTALS: | | | | | | 59,034,000.00 | 59,476,546.52 | 59,034,000.00 | 382,008.17 | 59,416,008.17 |



Lewisville ISD
Texas Compliance Change in Val Report
Sorted by Fund
March 1, 2015 - May 31, 2015

Patterson & Associates
 901 S. MoPac
 Suite 195
 Austin, TX 78746

| Inv # | Issuer | Fund | Purch Date | Interest Accrual | Beginning Book Value | | | | Ending Book Value |
|---|------------|--------|------------|-------------------|------------------------|----------------------|-------------|-----------------|---------------------|
| Cusip | Par Value | YTM | Mat Date | Interest Received | Beginning Market Value | Purchases/ Additions | Redemptions | Change in Value | Ending Market Value |
| Fund: Capital Project #637 | | | | | | | | | |
| 73 | TXPOOL | CP0637 | 02/02/2009 | 12.74 | 97,656.27 | 12.74 | 3,097.35 | -3,084.61 | 94,571.66 |
| 999999993 | 94,571.66 | 0.055 | / / | 12.74 | 97,656.27 | 12.74 | 3,097.35 | -3,084.61 | 94,571.66 |
| 78 | TPRIME | CP0637 | 07/01/2009 | 4.36 | 18,016.07 | 4.36 | 0.00 | 4.36 | 18,020.43 |
| 999999994 | 18,020.43 | 0.103 | / / | 4.36 | 18,016.07 | 4.36 | 0.00 | 4.36 | 18,020.43 |
| Sub Totals For: Fund: Capital Project #637 | | | | 17.10 | 115,672.34 | 17.10 | 3,097.35 | -3,080.25 | 112,592.09 |
| | | | | 17.10 | 115,672.34 | 17.10 | 3,097.35 | -3,080.25 | 112,592.09 |
| Fund: Capital Project #639 | | | | | | | | | |
| 86 | TXPOOL | CP0639 | 02/01/2010 | 0.00 | 0.00 | 0.00 | 0.00 | 0.00 | 0.00 |
| 999999993 | 0.00 | 0.000 | / / | 0.00 | 0.00 | 0.00 | 0.00 | 0.00 | 0.00 |
| 92 | TPRIME | CP0639 | 05/28/2010 | 0.00 | 0.00 | 0.00 | 0.00 | 0.00 | 0.00 |
| 999999994 | 0.00 | 0.000 | / / | 0.00 | 0.00 | 0.00 | 0.00 | 0.00 | 0.00 |
| Sub Totals For: Fund: Capital Project #639 | | | | 0.00 | 0.00 | 0.00 | 0.00 | 0.00 | 0.00 |
| | | | | 0.00 | 0.00 | 0.00 | 0.00 | 0.00 | 0.00 |
| Fund: Capital Project #641 | | | | | | | | | |
| 102 | TXPOOL | CP0641 | 02/28/2011 | 20.39 | 160,963.57 | 20.39 | 35,270.44 | -35,250.05 | 125,713.52 |
| 999999993 | 125,713.52 | 0.055 | / / | 20.39 | 160,963.57 | 20.39 | 35,270.44 | -35,250.05 | 125,713.52 |
| Sub Totals For: Fund: Capital Project #641 | | | | 20.39 | 160,963.57 | 20.39 | 35,270.44 | -35,250.05 | 125,713.52 |
| | | | | 20.39 | 160,963.57 | 20.39 | 35,270.44 | -35,250.05 | 125,713.52 |
| Fund: Capital Project #642 | | | | | | | | | |
| 117 | TXPOOL | CP0642 | 01/01/2012 | 0.00 | 0.00 | 0.00 | 0.00 | 0.00 | 0.00 |
| 999999993 | 0.00 | 0.000 | / / | 0.00 | 0.00 | 0.00 | 0.00 | 0.00 | 0.00 |

Portfolio LEWI

Lewisville ISD
Texas Compliance Change in Val Report
March 1, 2015 - May 31, 2015

| Inv # | Issuer | Fund | Purch Date | Interest Accrual | Beginning Book Value | Purchases/ Additions | Redemptions | Change in Value | Ending Book Value |
|---|---------------|--------|------------|-------------------|------------------------|----------------------|-------------|-----------------|---------------------|
| Cusip | Par Value | YTM | Mat Date | Interest Received | Beginning Market Value | | | | Ending Market Value |
| Sub Totals For: Fund: Capital Project #642 | | | | 0.00 | 0.00 | 0.00 | 0.00 | 0.00 | 0.00 |
| | | | | 0.00 | 0.00 | 0.00 | 0.00 | 0.00 | 0.00 |
| Fund: Capital Project #643 | | | | | | | | | |
| 124 | TXPOOL | CP0643 | 05/31/2012 | 406.78 | 3,142,551.61 | 406.78 | 163,422.54 | -163,015.76 | 2,979,535.85 |
| 999999993 | 2,979,535.85 | 0.055 | / / | 406.78 | 3,142,551.61 | 406.78 | 163,422.54 | -163,015.76 | 2,979,535.85 |
| Sub Totals For: Fund: Capital Project #643 | | | | 406.78 | 3,142,551.61 | 406.78 | 163,422.54 | -163,015.76 | 2,979,535.85 |
| | | | | 406.78 | 3,142,551.61 | 406.78 | 163,422.54 | -163,015.76 | 2,979,535.85 |
| Fund: Capital Project #644 | | | | | | | | | |
| 143 | TXPOOL | CP0644 | 11/01/2012 | 132.72 | 1,020,871.55 | 132.72 | 8,896.81 | -8,764.09 | 1,012,107.46 |
| 999999993 | 1,012,107.46 | 0.055 | / / | 132.72 | 1,020,871.55 | 132.72 | 8,896.81 | -8,764.09 | 1,012,107.46 |
| Sub Totals For: Fund: Capital Project #644 | | | | 132.72 | 1,020,871.55 | 132.72 | 8,896.81 | -8,764.09 | 1,012,107.46 |
| | | | | 132.72 | 1,020,871.55 | 132.72 | 8,896.81 | -8,764.09 | 1,012,107.46 |
| Fund: Capital Project #645 | | | | | | | | | |
| 152 | TXPOOL | CP0645 | 03/28/2013 | 1,392.03 | 10,769,772.76 | 1,392.03 | 754,354.22 | -752,962.19 | 10,016,810.57 |
| 999999993 | 10,016,810.57 | 0.055 | / / | 1,392.03 | 10,769,772.76 | 1,392.03 | 754,354.22 | -752,962.19 | 10,016,810.57 |
| Sub Totals For: Fund: Capital Project #645 | | | | 1,392.03 | 10,769,772.76 | 1,392.03 | 754,354.22 | -752,962.19 | 10,016,810.57 |
| | | | | 1,392.03 | 10,769,772.76 | 1,392.03 | 754,354.22 | -752,962.19 | 10,016,810.57 |
| Fund: Capital Project #646 | | | | | | | | | |
| 181 | TXPOOL | CP0646 | 11/01/2013 | 81.93 | 1,040,468.16 | 81.93 | 767,458.57 | -767,376.64 | 273,091.52 |
| 999999993 | 273,091.52 | 0.055 | / / | 81.93 | 1,040,468.16 | 81.93 | 767,458.57 | -767,376.64 | 273,091.52 |
| 199 | EWB | CP0646 | 09/01/2014 | 5,444.50 | 14,398,462.46 | 10,710.84 | 5,266.34 | 5,444.50 | 14,403,906.96 |
| 72000257 | 14,403,906.96 | 0.150 | / / | 5,266.34 | 14,398,462.46 | 10,710.84 | 5,266.34 | 5,444.50 | 14,403,906.96 |
| Sub Totals For: Fund: Capital Project #646 | | | | 5,526.43 | 15,438,930.62 | 10,792.77 | 772,724.91 | -761,932.14 | 14,676,998.48 |
| | | | | 5,348.27 | 15,438,930.62 | 10,792.77 | 772,724.91 | -761,932.14 | 14,676,998.48 |
| Fund: Capital Project #647 | | | | | | | | | |

Lewisville ISD
Texas Compliance Change in Val Report
March 1, 2015 - May 31, 2015

| Inv # | Issuer | Fund | Purch Date | Interest Accrual | Beginning Book Value | Purchases/ Additions | Redemptions | Change in Value | Ending Book Value |
|---|---------------|--------|------------|-------------------|------------------------|----------------------|--------------|-----------------|---------------------|
| Cusip | Par Value | YTM | Mat Date | Interest Received | Beginning Market Value | | | | Ending Market Value |
| 213 | TXPOOL | CP0647 | 10/01/2014 | 10,394.97 | 81,146,655.26 | 10,394.97 | 3,064,210.06 | -3,053,815.09 | 78,092,840.17 |
| 999999993 | 78,092,840.17 | 0.055 | / / | 10,394.97 | 81,146,655.26 | 10,394.97 | 3,064,210.06 | -3,053,815.09 | 78,092,840.17 |
| Sub Totals For: Fund: Capital Project #647 | | | | 10,394.97 | 81,146,655.26 | 10,394.97 | 3,064,210.06 | -3,053,815.09 | 78,092,840.17 |
| | | | | 10,394.97 | 81,146,655.26 | 10,394.97 | 3,064,210.06 | -3,053,815.09 | 78,092,840.17 |
| Fund: Debt Service | | | | | | | | | |
| 18 | TXPOOL | DS | 09/01/2006 | 12,141.50 | 91,473,973.30 | 2,179,981.68 | 767,458.57 | 2,179,899.75 | 93,653,873.05 |
| 999999993 | 93,653,873.05 | 0.055 | / / | 12,141.50 | 91,473,973.30 | 2,179,981.68 | 767,458.57 | 2,179,899.75 | 93,653,873.05 |
| 19 | TPRIME | DS | 09/01/2006 | 267.15 | 1,099,280.18 | 25,872.61 | 12,589.77 | 267.15 | 1,099,547.33 |
| 999999994 | 1,099,547.33 | 0.103 | / / | 267.15 | 1,099,280.18 | 25,872.61 | 12,589.77 | 267.15 | 1,099,547.33 |
| 116 | JPMC | DS | 11/01/2011 | 0.00 | 268,523.79 | 67,042.05 | 129,776.90 | -62,734.85 | 205,788.94 |
| 1112 | 205,788.94 | 0.000 | / / | 0.00 | 268,523.79 | 67,042.05 | 129,776.90 | -62,734.85 | 205,788.94 |
| 220 | FFB | DS | 01/13/2015 | 7,482.70 | 15,004,006.90 | 16,011.87 | 8,529.17 | 7,482.70 | 15,011,489.60 |
| 63621 | 15,011,489.60 | 0.200 | / / | 8,529.17 | 15,004,006.90 | 16,011.87 | 8,529.17 | 7,482.70 | 15,011,489.60 |
| 204 | EWB | DS | 07/23/2014 | 5,079.56 | 5,033,991.46 | 4,967.45 | 0.00 | 4,967.45 | 5,038,958.91 |
| 172571152A | 5,038,958.91 | 0.400 | 07/23/2015 | 4,967.45 | 5,033,991.46 | 4,967.45 | 0.00 | 4,967.45 | 5,038,958.91 |
| Sub Totals For: Fund: Debt Service | | | | 24,970.91 | 112,879,775.63 | 2,293,875.66 | 918,354.41 | 2,129,882.20 | 115,009,657.83 |
| | | | | 25,905.27 | 112,879,775.63 | 2,293,875.66 | 918,354.41 | 2,129,882.20 | 115,009,657.83 |
| Fund: Escrow Sinking Fund | | | | | | | | | |
| 128 | BOTIT | ESF | 06/30/2012 | 27.08 | 34,759.31 | 2,554.23 | 27.47 | 2,526.76 | 37,286.07 |
| 820162014 | 37,286.07 | 0.010 | / / | 27.47 | 34,759.31 | 2,554.23 | 27.47 | 2,526.76 | 37,286.07 |
| 219 | FHLMCS | ESF | 01/30/2015 | 1,875.00 | 1,000,000.00 | 0.00 | 0.00 | 0.00 | 1,000,000.00 |
| 3134G5XF7 | 1,000,000.00 | 0.750 | 01/30/2018 | 0.00 | 1,000,074.00 | 0.00 | 0.00 | 497.00 | 1,000,571.00 |
| 139 | FNMAS | ESF | 11/08/2012 | 2,500.00 | 999,692.82 | 0.00 | 0.00 | 20.84 | 999,713.66 |
| 3136G02S9 | 1,000,000.00 | 0.946 | 11/08/2018 | 5,000.00 | 1,003,770.00 | 0.00 | 0.00 | 1,825.00 | 1,005,595.00 |
| 194 | FHLBS | ESF | 03/25/2014 | 333.33 | 1,000,000.00 | 0.00 | 1,000,000.00 | -1,000,000.00 | 0.00 |
| 3130A1A81 | 0.00 | 0.000 | 03/25/2019 | 2,500.00 | 1,000,235.00 | 0.00 | 1,000,000.00 | -1,000,235.00 | 0.00 |

Lewisville ISD
Texas Compliance Change in Val Report
March 1, 2015 - May 31, 2015

| Inv # | Issuer | Fund | Purch Date | Interest Accrual | Beginning Book Value | Purchases/ Additions | Redemptions | Change in Value | Ending Book Value |
|--|----------------|-------|------------|-------------------|------------------------|----------------------|---------------|-----------------|---------------------|
| Cusip | Par Value | YTM | Mat Date | Interest Received | Beginning Market Value | | | | Ending Market Value |
| 223 | FHLBS | ESF | 04/16/2015 | 1,562.50 | 0.00 | 1,000,000.00 | 0.00 | 1,000,000.00 | 1,000,000.00 |
| 3130A4R79 | 1,000,000.00 | 1.250 | 04/16/2020 | 0.00 | 0.00 | 1,000,000.00 | 0.00 | 999,970.00 | 999,970.00 |
| Sub Totals For: Fund: Escrow Sinking Fund | | | | 6,297.91 | 3,034,452.13 | 1,002,554.23 | 1,000,027.47 | 2,547.60 | 3,036,999.73 |
| | | | | 7,527.47 | 3,038,838.31 | 1,002,554.23 | 1,000,027.47 | 4,583.76 | 3,043,422.07 |
| Fund: Jem Res-Sec 125 | | | | | | | | | |
| 115 | JPMC | JRS | 11/01/2011 | 0.00 | 160,405.59 | 164,217.75 | 0.00 | 164,217.75 | 324,623.34 |
| 1250 | 324,623.34 | 0.000 | / / | 0.00 | 160,405.59 | 164,217.75 | 0.00 | 164,217.75 | 324,623.34 |
| Sub Totals For: Fund: Jem Res-Sec 125 | | | | 0.00 | 160,405.59 | 164,217.75 | 0.00 | 164,217.75 | 324,623.34 |
| | | | | 0.00 | 160,405.59 | 164,217.75 | 0.00 | 164,217.75 | 324,623.34 |
| Fund: Maintenance & Operat | | | | | | | | | |
| 16 | TXPOOL | OPER | 09/01/2006 | 22,952.04 | 213,536,944.24 | 21,042,290.58 | 95,500,000.00 | -74,457,709.42 | 139,079,234.82 |
| 999999993 | 139,079,234.82 | 0.055 | / / | 22,952.04 | 213,536,944.24 | 21,042,290.58 | 95,500,000.00 | -74,457,709.42 | 139,079,234.82 |
| 17 | TPRIME | OPER | 09/01/2006 | 712.52 | 2,931,211.43 | 712.52 | 0.00 | 712.52 | 2,931,923.95 |
| 999999994 | 2,931,923.95 | 0.103 | / / | 712.52 | 2,931,211.43 | 712.52 | 0.00 | 712.52 | 2,931,923.95 |
| 105 | JPMC | OPER | 06/01/2011 | 0.01 | 16,697,958.37 | 3,997,137.77 | 1,612,447.96 | 2,384,689.81 | 19,082,648.18 |
| 3173 | 19,082,648.18 | 0.000 | / / | 0.00 | 16,697,958.37 | 3,997,137.77 | 1,612,447.96 | 2,384,689.81 | 19,082,648.18 |
| 198 | EWB | OPER | 09/01/2014 | 7,571.19 | 20,022,686.45 | 14,894.62 | 7,323.43 | 7,571.19 | 20,030,257.64 |
| 72000240 | 20,030,257.64 | 0.150 | / / | 7,323.43 | 20,022,686.45 | 14,894.62 | 7,323.43 | 7,571.19 | 20,030,257.64 |
| 177 | CLEVEC | OPER | 10/25/2013 | 0.00 | 1,065,000.00 | 0.00 | 1,065,000.00 | -1,065,000.00 | 0.00 |
| 186072QR8 | 0.00 | 0.000 | 03/01/2015 | 6,656.25 | 1,065,000.00 | 0.00 | 1,065,000.00 | -1,065,000.00 | 0.00 |
| 157 | GUTSD | OPER | 05/28/2013 | 5,025.00 | 1,009,024.59 | 0.00 | 0.00 | -4,024.59 | 1,005,000.00 |
| 387460KY3 | 1,005,000.00 | 0.390 | 06/01/2015 | 0.00 | 1,009,381.80 | 0.00 | 0.00 | -4,381.80 | 1,005,000.00 |
| 205 | EWB | OPER | 07/23/2014 | 5,079.56 | 5,033,991.46 | 4,967.45 | 0.00 | 4,967.45 | 5,038,958.91 |
| 172311617A | 5,038,958.91 | 0.400 | 07/23/2015 | 4,967.45 | 5,033,991.46 | 4,967.45 | 0.00 | 4,967.45 | 5,038,958.91 |
| 180 | HAWAII | OPER | 11/21/2013 | 7,500.00 | 1,010,954.92 | 0.00 | 0.00 | -6,572.95 | 1,004,381.97 |
| 4197912K3 | 1,000,000.00 | 0.360 | 08/01/2015 | 0.00 | 1,011,750.00 | 0.00 | 0.00 | -7,100.00 | 1,004,650.00 |

Lewisville ISD
Texas Compliance Change in Val Report
March 1, 2015 - May 31, 2015

| Inv # | Issuer | Fund | Purch Date | Interest Accrual | Beginning Book Value | | | | Ending Book Value |
|------------|--------------|-------|------------|-------------------|------------------------|----------------------|--------------|-----------------|---------------------|
| Cusip | Par Value | YTM | Mat Date | Interest Received | Beginning Market Value | Purchases/ Additions | Redemptions | Change in Value | Ending Market Value |
| 197 | MIDDLE | OPER | 05/29/2014 | 3,995.00 | 804,810.74 | 0.00 | 0.00 | -3,486.45 | 801,324.29 |
| 597324LF7 | 799,000.00 | 0.249 | 08/01/2015 | 0.00 | 805,048.43 | 0.00 | 0.00 | -3,659.42 | 801,389.01 |
| 178 | SOCISD | OPER | 10/25/2013 | 12,000.00 | 980,021.52 | 0.00 | 0.00 | -10,987.42 | 969,034.10 |
| 833714M70 | 960,000.00 | 0.400 | 08/15/2015 | 0.00 | 980,716.80 | 0.00 | 0.00 | -11,337.60 | 969,379.20 |
| 191 | FHLMC | OPER | 03/24/2014 | 13,125.00 | 3,022,820.13 | 0.00 | 0.00 | -10,866.73 | 3,011,953.40 |
| 3137EACM9 | 3,000,000.00 | 0.296 | 09/10/2015 | 26,250.00 | 3,024,531.00 | 0.00 | 0.00 | -10,659.00 | 3,013,872.00 |
| 212 | EWB | OPER | 09/20/2014 | 5,057.18 | 5,011,822.11 | 4,945.57 | 0.00 | 4,945.57 | 5,016,767.68 |
| 172275929A | 5,016,767.68 | 0.400 | 09/20/2015 | 4,945.57 | 5,011,822.11 | 4,945.57 | 0.00 | 4,945.57 | 5,016,767.68 |
| 192 | FNMA | OPER | 03/24/2014 | 12,187.50 | 3,024,970.80 | 0.00 | 0.00 | -9,563.28 | 3,015,407.52 |
| 31398A4M1 | 3,000,000.00 | 0.345 | 10/26/2015 | 24,375.00 | 3,027,921.00 | 0.00 | 0.00 | -10,260.00 | 3,017,661.00 |
| 179 | WORCMA | OPER | 11/01/2013 | 21,350.00 | 2,185,535.45 | 0.00 | 0.00 | -18,950.79 | 2,166,584.66 |
| 981306ER0 | 2,135,000.00 | 0.430 | 11/01/2015 | 42,700.00 | 2,188,204.20 | 0.00 | 0.00 | -19,791.45 | 2,168,412.75 |
| 215 | EWB | OPER | 11/28/2014 | 5,058.48 | 5,013,099.29 | 4,946.84 | 0.00 | 4,946.84 | 5,018,046.13 |
| 172535690A | 5,018,046.13 | 0.400 | 11/28/2015 | 4,946.84 | 5,013,099.29 | 4,946.84 | 0.00 | 4,946.84 | 5,018,046.13 |
| 193 | FNMA | OPER | 03/24/2014 | 4,687.50 | 4,999,878.66 | 0.00 | 0.00 | 37.66 | 4,999,916.32 |
| 3135G0SB0 | 5,000,000.00 | 0.378 | 12/21/2015 | 0.00 | 5,005,250.00 | 0.00 | 0.00 | -695.00 | 5,004,555.00 |
| 221 | WYANCO | OPER | 02/26/2015 | 3,293.75 | 2,636,281.89 | 0.00 | 0.00 | -640.94 | 2,635,640.95 |
| 9826713P2 | 2,635,000.00 | 0.450 | 03/01/2016 | 1,280.90 | 2,634,130.45 | 0.00 | 0.00 | 1,475.60 | 2,635,606.05 |
| 222 | FHLBC | OPER | 03/30/2015 | 3,388.89 | 0.00 | 5,000,000.00 | 0.00 | 5,000,000.00 | 5,000,000.00 |
| 3130A4JV5 | 5,000,000.00 | 0.400 | 03/30/2016 | 0.00 | 0.00 | 5,000,000.00 | 0.00 | 4,999,605.00 | 4,999,605.00 |
| 216 | FFCBC | OPER | 12/11/2014 | 3,105.56 | 5,000,000.00 | 0.00 | 5,000,000.00 | -5,000,000.00 | 0.00 |
| 3133ECKZ6 | 0.00 | 0.000 | 04/11/2016 | 7,883.34 | 4,996,100.00 | 0.00 | 5,000,000.00 | -4,996,100.00 | 0.00 |
| 225 | ONEIDA | OPER | 05/21/2015 | 1,004.72 | 0.00 | 3,634,940.32 | 0.00 | 3,634,440.59 | 3,634,440.59 |
| 6824548W6 | 3,617,000.00 | 0.500 | 05/20/2016 | 0.00 | 0.00 | 3,634,940.32 | 0.00 | 3,637,508.39 | 3,637,508.39 |
| 226 | ONEIDA | OPER | 05/21/2015 | 0.14 | 0.00 | 506.50 | 0.00 | 506.43 | 506.43 |
| 6824548W6 | 504.00 | 0.500 | 05/20/2016 | 0.00 | 0.00 | 506.50 | 0.00 | 506.86 | 506.86 |

Lewisville ISD
Texas Compliance Change in Val Report
March 1, 2015 - May 31, 2015

| Inv # | Issuer | Fund | Purch Date | Interest Accrual | Beginning Book Value | | | | Ending Book Value |
|-----------|---------------|-------|------------|-------------------|------------------------|----------------------|--------------|-----------------|---------------------|
| Cusip | Par Value | YTM | Mat Date | Interest Received | Beginning Market Value | Purchases/ Additions | Redemptions | Change in Value | Ending Market Value |
| 202 | DANECO | OPER | 07/02/2014 | 343.12 | 2,730,316.84 | 0.00 | 0.00 | 2,936.63 | 2,733,253.47 |
| 2360915R1 | 2,745,000.00 | 0.480 | 06/01/2016 | 0.00 | 2,720,596.95 | 0.00 | 0.00 | 7,027.20 | 2,727,624.15 |
| 200 | FHLMCC | OPER | 06/24/2014 | 6,250.00 | 5,000,000.00 | 0.00 | 0.00 | 0.00 | 5,000,000.00 |
| 3134G56P5 | 5,000,000.00 | 0.500 | 06/24/2016 | 0.00 | 4,997,415.00 | 0.00 | 0.00 | 2,970.00 | 5,000,385.00 |
| 210 | FFCB | OPER | 09/05/2014 | 3,125.00 | 2,499,288.51 | 0.00 | 0.00 | 130.68 | 2,499,419.19 |
| 3133EDQ96 | 2,500,000.00 | 0.521 | 07/11/2016 | 0.00 | 2,501,102.50 | 0.00 | 0.00 | 277.50 | 2,501,380.00 |
| 203 | FHLMCC | OPER | 07/22/2014 | 2,550.00 | 3,000,000.00 | 0.00 | 3,000,000.00 | -3,000,000.00 | 0.00 |
| 3134G5C29 | 0.00 | 0.000 | 07/22/2016 | 4,500.00 | 2,997,453.00 | 0.00 | 3,000,000.00 | -2,997,453.00 | 0.00 |
| 209 | FHLB | OPER | 09/05/2014 | 3,125.00 | 2,495,990.11 | 0.00 | 0.00 | 688.72 | 2,496,678.83 |
| 3130A2UX2 | 2,500,000.00 | 0.611 | 08/15/2016 | 0.00 | 2,496,597.50 | 0.00 | 0.00 | 5,630.00 | 2,502,227.50 |
| 224 | ELPASO | OPER | 05/19/2015 | 1,266.53 | 0.00 | 1,218,538.80 | 0.00 | 1,217,501.88 | 1,217,501.88 |
| 283734MZ1 | 1,180,000.00 | 0.570 | 08/15/2016 | 0.00 | 0.00 | 1,218,538.80 | 0.00 | 1,214,703.80 | 1,214,703.80 |
| 211 | FHLBC | OPER | 09/23/2014 | 4,187.50 | 2,500,000.00 | 0.00 | 0.00 | 0.00 | 2,500,000.00 |
| 3130A2XD3 | 2,500,000.00 | 0.700 | 09/23/2016 | 8,375.00 | 2,498,320.00 | 0.00 | 0.00 | 2,345.00 | 2,500,665.00 |
| 218 | FHLBC | OPER | 12/30/2014 | 13,750.00 | 9,998,388.89 | 0.00 | 0.00 | 1,611.11 | 10,000,000.00 |
| 3130A3ME1 | 10,000,000.00 | 0.578 | 09/30/2016 | 13,750.00 | 9,998,680.00 | 0.00 | 0.00 | 5,210.00 | 10,003,890.00 |
| 207 | FHLMCS | OPER | 09/02/2014 | 7,500.00 | 5,000,000.00 | 0.00 | 0.00 | 0.00 | 5,000,000.00 |
| 3134G4N79 | 5,000,000.00 | 0.587 | 12/19/2016 | 0.00 | 5,000,810.00 | 0.00 | 0.00 | -75.00 | 5,000,735.00 |
| 184 | FHLBC | OPER | 01/17/2014 | 5,590.28 | 5,000,000.00 | 0.00 | 5,000,000.00 | -5,000,000.00 | 0.00 |
| 3130A0J92 | 0.00 | 0.000 | 01/17/2017 | 10,937.50 | 5,004,400.00 | 0.00 | 5,000,000.00 | -5,004,400.00 | 0.00 |
| 206 | FHLBS | OPER | 08/28/2014 | 10,572.92 | 5,000,000.00 | 0.00 | 5,000,000.00 | -5,000,000.00 | 0.00 |
| 3130A2W77 | 0.00 | 0.000 | 08/28/2017 | 10,937.50 | 5,006,325.00 | 0.00 | 5,000,000.00 | -5,006,325.00 | 0.00 |
| 227 | FHLMCC | OPER | 05/28/2015 | 375.00 | 0.00 | 5,000,000.00 | 0.00 | 5,000,000.00 | 5,000,000.00 |
| 3134G63D3 | 5,000,000.00 | 0.900 | 08/28/2017 | 0.00 | 0.00 | 5,000,000.00 | 0.00 | 5,001,805.00 | 5,001,805.00 |
| 217 | FHLBS | OPER | 12/12/2014 | 6,250.00 | 4,999,938.89 | 0.00 | 0.00 | 61.11 | 5,000,000.00 |
| 3130A3JY1 | 5,000,000.00 | 0.503 | 12/12/2017 | 0.00 | 5,000,365.00 | 0.00 | 0.00 | 25.00 | 5,000,390.00 |

Lewisville ISD
Texas Compliance Change in Val Report
March 1, 2015 - May 31, 2015

| Inv # | Issuer | Fund | Purch Date | Interest Accrual | Beginning Book Value | | | | Ending Book Value |
|---|--------------|-------|------------|-------------------|------------------------|----------------------|----------------|-----------------|---------------------|
| Cusip | Par Value | YTM | Mat Date | Interest Received | Beginning Market Value | Purchases/ Additions | Redemptions | Change in Value | Ending Market Value |
| Sub Totals For: Fund: Maintenance & Operat | | | | 201,979.39 | 342,210,935.29 | 39,923,880.97 | 116,184,771.39 | -76,322,054.38 | 265,888,880.91 |
| | | | | 203,493.34 | 342,217,811.98 | 39,923,880.97 | 116,184,771.39 | -76,308,023.96 | 265,909,788.02 |
| Fund: Worker's Compensatio | | | | | | | | | |
| 25 | TPRIME | WC | 09/01/2006 | 886.43 | 3,646,459.94 | 886.43 | 0.00 | 886.43 | 3,647,346.37 |
| 999999994 | 3,647,346.37 | 0.103 | / / | 886.43 | 3,646,459.94 | 886.43 | 0.00 | 886.43 | 3,647,346.37 |
| 26 | TXPOOL | WC | 09/01/2006 | 466.52 | 3,566,926.59 | 466.52 | 0.00 | 466.52 | 3,567,393.11 |
| 999999993 | 3,567,393.11 | 0.055 | / / | 466.52 | 3,566,926.59 | 466.52 | 0.00 | 466.52 | 3,567,393.11 |
| 106 | JPMC | WC | 06/01/2011 | 0.00 | 453,518.47 | 0.00 | 212,821.83 | -212,821.83 | 240,696.64 |
| 7958 | 240,696.64 | 0.000 | / / | 0.00 | 453,518.47 | 0.00 | 212,821.83 | -212,821.83 | 240,696.64 |
| Sub Totals For: Fund: Worker's Compensatio | | | | 1,352.95 | 7,666,905.00 | 1,352.95 | 212,821.83 | -211,468.88 | 7,455,436.12 |
| | | | | 1,352.95 | 7,666,905.00 | 1,352.95 | 212,821.83 | -211,468.88 | 7,455,436.12 |
| Report Grand Totals: | | | | 252,491.58 | 577,747,891.35 | 43,409,038.32 | 123,117,951.43 | -79,015,695.28 | 498,732,196.07 |
| | | | | 255,991.29 | 577,759,154.22 | 43,409,038.32 | 123,117,951.43 | -78,999,628.70 | 498,759,525.52 |



Quarterly Investment Report

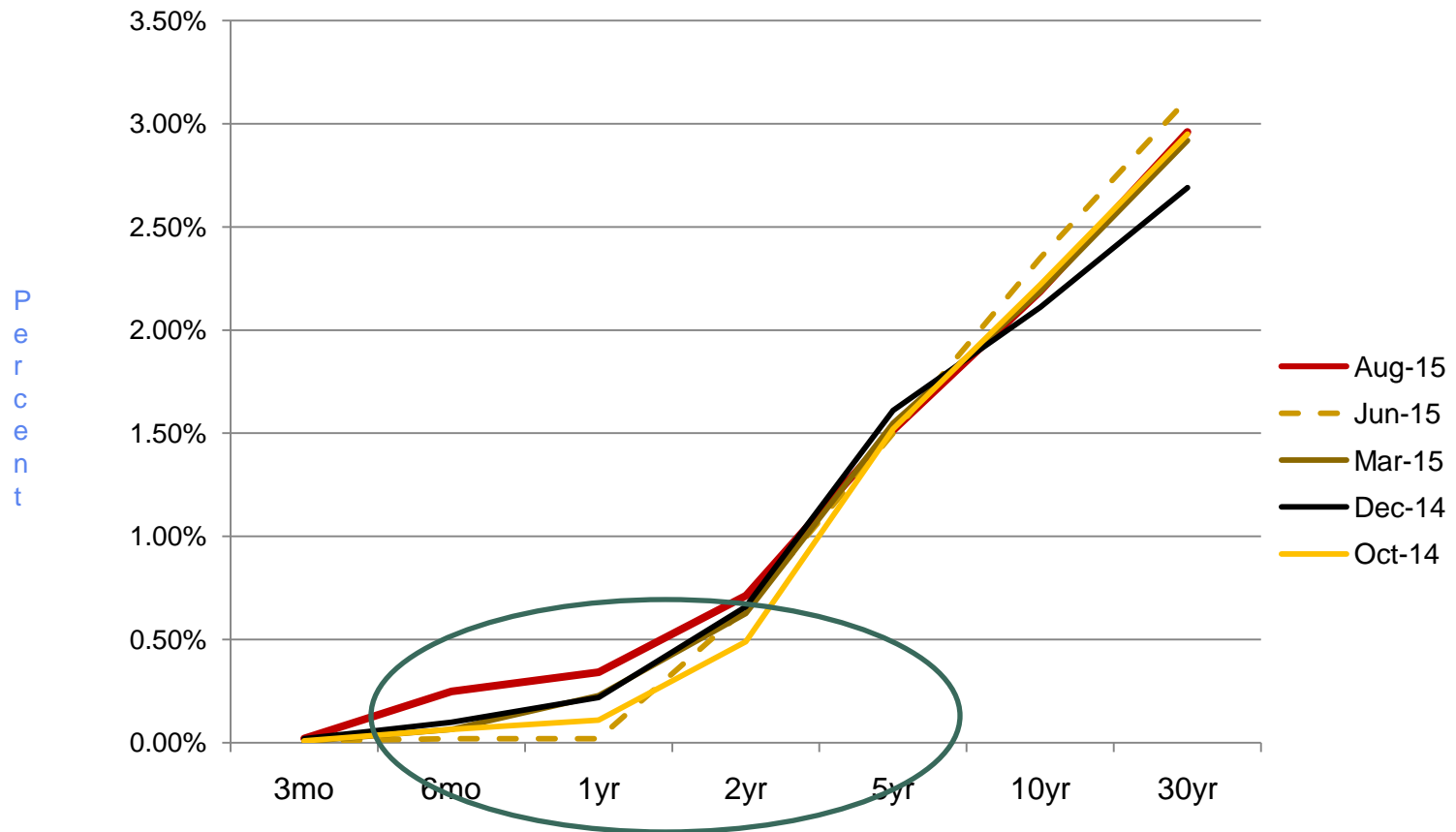
May 31, 2015 – August 31, 2015

PATTERSON & ASSOCIATES



INVESTMENT PROFESSIONALS

Rates





End of Month Rates - Full Yield Curve - Fed Funds to 30yr


Lewisville Independent School District
 Quarterly Investment Report
 June 1, 2015 – August 31, 2015


Portfolio Summary Management Report

| <u>LISD Operating Funds</u> | | | |
|--|----------------|---|-----------------|
| <u>Portfolio as of 05/31/15:</u> | | <u>Portfolio as of 08/31/15:</u> | |
| Beginning Book Value | \$ 498,732,196 | Ending Book Value | \$ 314,165,233 |
| Beginning Market Value | \$ 498,759,526 | Ending Market Value | \$ 314,176,986 |
| | | Investment Income for the period | \$ 189,259 |
| | | Unrealized Gain/Loss | \$ 11,753 |
| WAM at Beginning Period Date ¹ | 71 days | WAM at Ending Period Date ¹ | 106 days |
| | | Change in Market Value ² | \$(184,582,540) |
| Average Yield for the period ending 08/31/15 | | 0.188% | |
| Average Yield 180-Day Treasury Bill for period | | 0.140% | |


 Karla Stasny, Senior Budget Accountant
 Lewisville ISD


 Linda T. Patterson, Investment Advisor, LISD
 Patterson & Associates


 Theresa Maniscalco, Executive Director of Budget
 Lewisville ISD


 Patti Espinoza, Senior Budget Accountant
 Lewisville ISD

Patterson & Associates has assisted in the preparation of this consolidated investment report, with additional input provided by Texpool and LISD.

¹ WAM – weighted average maturity

² “Change in Market Value” is required data, but will primarily reflect the receipt and expenditure of the District’s funds from month to month.



**Lewisville ISD
Portfolio Management
Portfolio Summary
August 31, 2015**

Patterson & Associates
901 S. MoPac
Suite 195
Austin, TX 78746

| Investments | Par Value | Market Value | Book Value | % of Portfolio | Term | Days to Maturity | YTM 365 Equiv. |
|---|-----------------------|-----------------------|----------------------------|---------------------------|------------|------------------|----------------|
| East West Bank MM | 34,447,185.22 | 34,447,185.22 | 34,447,185.22 | 10.96 | 1 | 1 | 0.150 |
| First Financial Bank MM | 15,019,058.30 | 15,019,058.30 | 15,019,058.30 | 4.78 | 1 | 1 | 0.200 |
| Federal Agency Coupon Securities | 44,000,000.00 | 44,009,974.00 | 44,003,403.45 | 14.01 | 745 | 423 | 0.594 |
| Municipal Bonds | 25,252,504.00 | 25,603,859.72 | 25,598,678.11 | 8.15 | 483 | 306 | 0.498 |
| TexPool | 137,792,249.02 | 137,792,249.02 | 137,792,249.02 | 43.86 | 1 | 1 | 0.072 |
| TexPool Prime | 7,199,143.25 | 7,199,143.25 | 7,199,143.25 | 2.29 | 1 | 1 | 0.140 |
| JPMorgan Chase Bank Accounts | 18,923,716.64 | 18,923,716.64 | 18,923,716.64 | 6.02 | 1 | 1 | 0.000 |
| Bank of Texas - Escrow Account | 1,046,567.90 | 1,046,567.90 | 1,046,567.90 | 0.33 | 1 | 1 | 0.050 |
| CD's - Interest Quarterly | 30,135,231.59 | 30,135,231.59 | 30,135,231.59 | 9.59 | 366 | 225 | 0.450 |
| Investments | 313,815,655.92 | 314,176,985.64 | 314,165,233.48 | 100.00% | 179 | 106 | 0.228 |
| Cash and Accrued Interest | | | | | | | |
| Accrued Interest at Purchase | | 0.00 | 0.00 | | | | |
| Ending Accrued Interest | | 236,316.76 | 236,316.76 | | | | |
| Subtotal | | 236,316.76 | 236,316.76 | | | | |
| Total Cash and Investments Value | 313,815,655.92 | 314,413,302.40 | 314,401,550.24 | | 179 | 106 | 0.228 |
| Total Earnings | | | | | | | |
| | August 31 | Month Ending | Fiscal Year To Date | Fiscal Year Ending | | | |
| Current Year | | 62,466.49 | 688,753.58 | 688,753.58 | | | |

The following reports are submitted in accordance with the Public Funds Investment Act (Texas Gov't Code 2256). The reports also offer supplemental information not required by the Act in order to fully inform the governing body of the Lewisville Independent School District of the position and activity within the District's portfolio of investments. The reports include a management summary overview, a detailed inventory report for the end of the period, a transaction report, as well as graphic representations of the portfolio to provide full disclosure to the governing body.

Karla Stastny, Senior Budget Accountant



**Lewisville ISD
Summary by Type
August 31, 2015
Grouped by Fund**

Patterson & Associates
901 S. MoPac
Suite 195
Austin, TX 78746
-

| Security Type | Number of Investments | Par Value | Book Value | % of Portfolio | Average YTM 365 | Average Days to Maturity |
|-----------------------------------|-----------------------|----------------------|----------------------|----------------|-----------------|--------------------------|
| Fund: Capital Project #637 | | | | | | |
| TexPool Prime | 1 | 18,025.87 | 18,025.87 | 0.01 | 0.140 | 1 |
| TexPool | 1 | 0.00 | 0.00 | 0.00 | 0.000 | 0 |
| Subtotal | 2 | 18,025.87 | 18,025.87 | 0.01 | 0.140 | 1 |
| Fund: Capital Project #641 | | | | | | |
| TexPool | 1 | 0.00 | 0.00 | 0.00 | 0.000 | 0 |
| Subtotal | 1 | 0.00 | 0.00 | 0.00 | 0.000 | 0 |
| Fund: Capital Project #643 | | | | | | |
| TexPool | 1 | 2,895,646.87 | 2,895,646.87 | 0.92 | 0.072 | 1 |
| Subtotal | 1 | 2,895,646.87 | 2,895,646.87 | 0.92 | 0.072 | 1 |
| Fund: Capital Project #644 | | | | | | |
| TexPool | 1 | 485,407.36 | 485,407.36 | 0.15 | 0.072 | 1 |
| Subtotal | 1 | 485,407.36 | 485,407.36 | 0.15 | 0.072 | 1 |
| Fund: Capital Project #645 | | | | | | |
| TexPool | 1 | 9,476,082.08 | 9,476,082.08 | 3.02 | 0.072 | 1 |
| Subtotal | 1 | 9,476,082.08 | 9,476,082.08 | 3.02 | 0.072 | 1 |
| Fund: Capital Project #646 | | | | | | |
| East West Bank MM | 1 | 0.00 | 0.00 | 0.00 | 0.000 | 0 |
| TexPool | 1 | 12,386,895.20 | 12,386,895.20 | 3.94 | 0.072 | 1 |
| Subtotal | 2 | 12,386,895.20 | 12,386,895.20 | 3.94 | 0.072 | 1 |
| Fund: Capital Project #647 | | | | | | |
| East West Bank MM | 1 | 14,409,353.52 | 14,409,353.52 | 4.59 | 0.150 | 1 |
| TexPool | 1 | 47,792,670.38 | 47,792,670.38 | 15.21 | 0.072 | 1 |
| Subtotal | 2 | 62,202,023.90 | 62,202,023.90 | 19.80 | 0.090 | 1 |

**Lewisville ISD
Summary by Type
August 31, 2015
Grouped by Fund**

| Security Type | Number of Investments | Par Value | Book Value | % of Portfolio | Average YTM 365 | Average Days to Maturity |
|---|-----------------------|-----------------------|-----------------------|----------------|-----------------|--------------------------|
| Fund: Debt Service | | | | | | |
| CD's - Interest Quarterly | 1 | 5,045,202.76 | 5,045,202.76 | 1.61 | 0.400 | 326 |
| First Financial Bank MM | 1 | 15,019,058.30 | 15,019,058.30 | 4.78 | 0.200 | 1 |
| JPMorgan Chase Bank Accounts | 1 | 269,304.88 | 269,304.88 | 0.09 | 0.000 | 1 |
| TexPool Prime | 1 | 599,845.10 | 599,845.10 | 0.19 | 0.140 | 1 |
| TexPool | 1 | 1,156,761.16 | 1,156,761.16 | 0.37 | 0.072 | 1 |
| Subtotal | 5 | 22,090,172.20 | 22,090,172.20 | 7.04 | 0.235 | 75 |
| Fund: Escrow Sinking Fund | | | | | | |
| Bank of Texas - Escrow Account | 1 | 1,046,567.90 | 1,046,567.90 | 0.33 | 0.050 | 1 |
| Federal Agency Coupon Securities | 3 | 3,000,000.00 | 2,999,601.16 | 0.95 | 1.152 | 1,537 |
| Subtotal | 4 | 4,046,567.90 | 4,046,169.06 | 1.28 | 0.867 | 1,140 |
| Fund: Jem Res-Sec 125 | | | | | | |
| JPMorgan Chase Bank Accounts | 1 | 340,048.73 | 340,048.73 | 0.11 | 0.000 | 1 |
| Subtotal | 1 | 340,048.73 | 340,048.73 | 0.11 | 0.000 | 1 |
| Fund: Maintenance & Operations | | | | | | |
| East West Bank MM | 1 | 20,037,831.70 | 20,037,831.70 | 6.38 | 0.150 | 1 |
| CD's - Interest Quarterly | 4 | 25,090,028.83 | 25,090,028.83 | 7.99 | 0.460 | 205 |
| Federal Agency Coupon Securities | 9 | 41,000,000.00 | 41,003,802.29 | 13.05 | 0.553 | 342 |
| JPMorgan Chase Bank Accounts | 1 | 18,261,592.66 | 18,261,592.66 | 5.81 | 0.000 | 1 |
| TexPool Prime | 1 | 2,932,816.05 | 2,932,816.05 | 0.93 | 0.140 | 1 |
| TexPool | 1 | 60,030,816.57 | 60,030,816.57 | 19.11 | 0.072 | 1 |
| Municipal Bonds | 9 | 25,252,504.00 | 25,598,678.11 | 8.15 | 0.498 | 306 |
| Subtotal | 26 | 192,605,589.81 | 192,955,566.21 | 61.42 | 0.283 | 140 |
| Fund: Worker's Compensation Fund | | | | | | |
| JPMorgan Chase Bank Accounts | 1 | 52,770.37 | 52,770.37 | 0.02 | 0.000 | 1 |
| TexPool Prime | 1 | 3,648,456.23 | 3,648,456.23 | 1.16 | 0.140 | 1 |
| TexPool | 1 | 3,567,969.40 | 3,567,969.40 | 1.14 | 0.072 | 1 |
| Subtotal | 3 | 7,269,196.00 | 7,269,196.00 | 2.32 | 0.105 | 1 |

| | | | | | | |
|-------------------|-----------|-----------------------|-----------------------|---------------|--------------|------------|
| Total and Average | <u>49</u> | <u>313,815,655.92</u> | <u>314,165,233.48</u> | <u>100.00</u> | <u>0.228</u> | <u>106</u> |
|-------------------|-----------|-----------------------|-----------------------|---------------|--------------|------------|



Lewisville ISD Cash Reconciliation Report For the Period June 1, 2015 - August 31, 2015 Grouped by Fund

Patterson & Associates
901 S. MoPac
Suite 195
Austin, TX 78746
-

| Trans. Date | Investment # | Fund | Trans. Type | Security ID | Par Value | Security Description | Maturity Date | Purchases | Interest | Redemptions | Cash |
|-------------------------------------|--------------|------|-------------|-------------|---------------|--|---------------|----------------------|-----------------|---------------------|----------------------|
| Debt Service | | | | | | | | | | | |
| 06/30/2015 | 204 | DS | Interest | 172571152A | 5,025,062.38 | EWB 5.0M 0.40% Mat. 07/23/2015 | 07/23/2015 | 0.00 | 5,027.63 | 0.00 | 5,027.63 |
| 06/30/2015 | 204 | DS | Interest | 172571152A | 5,025,062.38 | EWB 5.0M 0.40% Mat. 07/23/2015 | 07/23/2015 | -5,027.63 | 0.00 | 0.00 | -5,027.63 |
| 07/23/2015 | 204 | DS | Interest | 172571152A | 5,025,062.38 | EWB 5.0M 0.40% Mat. 07/23/2015 | 07/23/2015 | 0.00 | 1,216.22 | 0.00 | 1,216.22 |
| 07/23/2015 | 204 | DS | Interest | 172571152A | 5,025,062.38 | EWB 5.0M 0.40% Mat. 07/23/2015 | 07/23/2015 | -1,216.22 | 0.00 | 0.00 | -1,216.22 |
| 07/23/2015 | 233 | DS | Purchase | 172571152B | 5,045,202.76 | EWB 5.0M 0.40% Mat. 07/23/2016 | 07/23/2016 | -5,045,202.76 | 0.00 | 0.00 | -5,045,202.76 |
| Subtotal | | | | | | | | -5,051,446.61 | 6,243.85 | 0.00 | -5,045,202.76 |
| Escrow Sinking Fund | | | | | | | | | | | |
| 06/25/2015 | 230 | ESF | Purchase | 3134G7AD3 | 1,000,000.00 | FHLMCS 1.0M 1.25% Mat. | 06/25/2020 | -999,500.00 | 0.00 | 0.00 | -999,500.00 |
| 07/30/2015 | 219 | ESF | Interest | 3134G5XF7 | 1,000,000.00 | FHLMCS 1.0M 0.75% Mat. | 01/30/2018 | 0.00 | 3,750.00 | 0.00 | 3,750.00 |
| 07/30/2015 | 219 | ESF | Call | 3134G5XF7 | 1,000,000.00 | 0.0M 0.75% | 01/30/2018 | 0.00 | 0.00 | 1,000,000.00 | 1,000,000.00 |
| Subtotal | | | | | | | | -999,500.00 | 3,750.00 | 1,000,000.00 | 4,250.00 |
| Maintenance & Operations | | | | | | | | | | | |
| 06/01/2015 | 157 | OPER | Interest | 387460KY3 | 1,005,000.00 | GUTSD 1.0M 2.00% Mat. 06/01/201506/01/2015 | | 0.00 | 10,050.00 | 0.00 | 10,050.00 |
| 06/01/2015 | 202 | OPER | Interest | 2360915R1 | 2,745,000.00 | DANECO 2.7M 0.05% Mat. | 06/01/2016 | 0.00 | 1,254.31 | 0.00 | 1,254.31 |
| 06/01/2015 | 157 | OPER | Maturity | 387460KY3 | 1,005,000.00 | GUTSD 1.0M 2.00% Mat. 06/01/201506/01/2015 | | 0.00 | 0.00 | 1,005,000.00 | 1,005,000.00 |
| 06/01/2015 | 228 | OPER | Purchase | 5178406R0 | 5,000,000.00 | LASVEG 5.0M 4.00% Mat. | 12/01/2016 | -5,257,300.00 | 0.00 | 0.00 | -5,257,300.00 |
| 06/12/2015 | 217 | OPER | Interest | 3130A3JY1 | 5,000,000.00 | FHLBS 5.0M 0.50% Mat. 12/12/2017 | 12/12/2017 | 0.00 | 12,500.00 | 0.00 | 12,500.00 |
| 06/12/2015 | 217 | OPER | Call | 3130A3JY1 | 5,000,000.00 | 0.0M 0.50% | 12/12/2017 | 0.00 | 0.00 | 5,000,000.00 | 5,000,000.00 |
| 06/18/2015 | 229 | OPER | Purchase | 5178407D0 | 2,640,000.00 | LASVEG 2.6M 3.00% Mat. | 09/15/2016 | -2,723,899.20 | 0.00 | 0.00 | -2,723,899.20 |
| 06/19/2015 | 207 | OPER | Interest | 3134G4N79 | 5,000,000.00 | FHLMCS 5.0M 0.50% Mat. | 12/19/2016 | 0.00 | 15,000.00 | 0.00 | 15,000.00 |
| 06/19/2015 | 207 | OPER | Call | 3134G4N79 | 5,000,000.00 | 0.0M 0.60% | 12/19/2016 | 0.00 | 0.00 | 5,000,000.00 | 5,000,000.00 |
| 06/21/2015 | 193 | OPER | Interest | 3135G0SB0 | 5,000,000.00 | FNMA 5.0M 0.38% Mat. 12/21/2015 | 12/21/2015 | 0.00 | 9,375.00 | 0.00 | 9,375.00 |
| 06/22/2015 | 231 | OPER | Purchase | 220006175 | 10,000,000.00 | INDBK 10.0M 0.55% Mat. | 06/22/2016 | -10,000,000.00 | 0.00 | 0.00 | -10,000,000.00 |
| 06/23/2015 | 211 | OPER | Interest | 3130A2XD3 | 2,500,000.00 | FHLBC 2.5M 0.67% Mat. 09/23/2016 | 09/23/2016 | 0.00 | 4,187.50 | 0.00 | 4,187.50 |
| 06/23/2015 | 211 | OPER | Call | 3130A2XD3 | 2,500,000.00 | 0.0M 0.67% | 09/23/2016 | 0.00 | 0.00 | 2,500,000.00 | 2,500,000.00 |
| 06/24/2015 | 200 | OPER | Interest | 3134G56P5 | 5,000,000.00 | FHLMCC 5.0M 0.50% Mat. | 06/24/2016 | 0.00 | 12,500.00 | 0.00 | 12,500.00 |
| 06/30/2015 | 205 | OPER | Interest | 172311617A | 5,025,062.38 | EWB 5.0M 0.40% Mat. 07/23/2015 | 07/23/2015 | 0.00 | 5,027.63 | 0.00 | 5,027.63 |
| 06/30/2015 | 205 | OPER | Interest | 172311617A | 5,025,062.38 | EWB 5.0M 0.40% Mat. 07/23/2015 | 07/23/2015 | -5,027.63 | 0.00 | 0.00 | -5,027.63 |
| 06/30/2015 | 212 | OPER | Interest | 172275929A | 5,006,168.15 | EWB 5.0M 0.40% Mat. 09/20/2015 | 09/20/2015 | 0.00 | 5,005.49 | 0.00 | 5,005.49 |
| 06/30/2015 | 212 | OPER | Interest | 172275929A | 5,006,168.15 | EWB 5.0M 0.40% Mat. 09/20/2015 | 09/20/2015 | -5,005.49 | 0.00 | 0.00 | -5,005.49 |
| 06/30/2015 | 215 | OPER | Interest | 172535690A | 5,011,231.76 | EWB 5.0M 0.40% Mat. 11/28/2015 | 11/28/2015 | 0.00 | 5,006.77 | 0.00 | 5,006.77 |
| 06/30/2015 | 215 | OPER | Interest | 172535690A | 5,011,231.76 | EWB 5.0M 0.40% Mat. 11/28/2015 | 11/28/2015 | -5,006.77 | 0.00 | 0.00 | -5,006.77 |
| 06/30/2015 | 222 | OPER | Interest | 3130A4JV5 | 5,000,000.00 | FHLBC 5.0M 0.40% Mat. 03/30/2016 | 03/30/2016 | 0.00 | 5,000.00 | 0.00 | 5,000.00 |
| 06/30/2015 | 222 | OPER | Call | 3130A4JV5 | 5,000,000.00 | 0.0M 0.40% | 03/30/2016 | 0.00 | 0.00 | 5,000,000.00 | 5,000,000.00 |
| 07/11/2015 | 210 | OPER | Interest | 3133EDQ96 | 2,500,000.00 | FFCB 2.5M 0.50% Mat. 07/11/2016 | 07/11/2016 | 0.00 | 6,250.00 | 0.00 | 6,250.00 |
| 07/13/2015 | 232 | OPER | Purchase | 54930LNV3 | 5,300,000.00 | LUCAS 5.3M 0.85% Mat. 07/13/2016 | 07/13/2016 | -5,317,384.00 | 0.00 | 0.00 | -5,317,384.00 |

Portfolio LEWI
AP

Lewisville ISD

Cash Reconciliation Report

For the Period June 1, 2015 - August 31, 2015

| Trans. Date | Investment # | Fund | Trans. Type | Security ID | Par Value | Security Description | Maturity Date | Purchases | Interest | Redemptions | Cash |
|-------------------------------------|--------------|------|-------------|-------------|--------------|---------------------------------|---------------|-----------------------|-------------------|----------------------|-----------------------|
| Maintenance & Operations | | | | | | | | | | | |
| 07/23/2015 | 205 | OPER | Interest | 172311617A | 5,025,062.38 | EWB 5.0M 0.40% Mat. 07/23/2015 | 07/23/2015 | 0.00 | 1,216.22 | 0.00 | 1,216.22 |
| 07/23/2015 | 205 | OPER | Interest | 172311617A | 5,025,062.38 | EWB 5.0M 0.40% Mat. 07/23/2015 | 07/23/2015 | -1,216.22 | 0.00 | 0.00 | -1,216.22 |
| 07/23/2015 | 234 | OPER | Purchase | 172311617B | 5,045,202.76 | EWB 5.0M 0.40% Mat. 07/23/2016 | 07/23/2016 | -5,045,202.76 | 0.00 | 0.00 | -5,045,202.76 |
| 07/23/2015 | 235 | OPER | Purchase | 3134G7GM7 | 5,000,000.00 | FHLMCC 5.0M 0.65% Mat. | 01/23/2017 | -5,000,000.00 | 0.00 | 0.00 | -5,000,000.00 |
| 08/01/2015 | 180 | OPER | Interest | 4197912K3 | 1,000,000.00 | HAWAII 1.0M 3.00% Mat. | 08/01/2015 | 0.00 | 15,000.00 | 0.00 | 15,000.00 |
| 08/01/2015 | 197 | OPER | Interest | 597324LF7 | 799,000.00 | MIDDLE 0.8M 2.00% Mat. | 08/01/2015 | 0.00 | 18,732.11 | 0.00 | 18,732.11 |
| 08/01/2015 | 180 | OPER | Maturity | 4197912K3 | 1,000,000.00 | HAWAII 1.0M 3.00% Mat. | 08/01/2015 | 0.00 | 0.00 | 1,000,000.00 | 1,000,000.00 |
| 08/01/2015 | 197 | OPER | Maturity | 597324LF7 | 799,000.00 | MIDDLE 0.8M 2.00% Mat. | 08/01/2015 | 0.00 | 0.00 | 799,000.00 | 799,000.00 |
| 08/15/2015 | 178 | OPER | Interest | 833714M70 | 960,000.00 | SOCISD 1.0M 5.00% Mat. | 08/15/2015 | 0.00 | 24,000.00 | 0.00 | 24,000.00 |
| 08/15/2015 | 209 | OPER | Interest | 3130A2UX2 | 2,500,000.00 | FHLB 2.5M 0.50% Mat. 08/15/2016 | 08/15/2016 | 0.00 | 6,250.00 | 0.00 | 6,250.00 |
| 08/15/2015 | 224 | OPER | Interest | 283734MZ1 | 1,180,000.00 | ELPASO 1.2M 3.22% Mat. | 08/15/2016 | 0.00 | 18,998.00 | 0.00 | 18,998.00 |
| 08/15/2015 | 178 | OPER | Maturity | 833714M70 | 960,000.00 | SOCISD 1.0M 5.00% Mat. | 08/15/2015 | 0.00 | 0.00 | 960,000.00 | 960,000.00 |
| 08/28/2015 | 227 | OPER | Interest | 3134G63D3 | 5,000,000.00 | FHLMCC 5.0M 0.90% Mat. | 08/28/2017 | 0.00 | 11,250.00 | 0.00 | 11,250.00 |
| Subtotal | | | | | | | | -33,360,042.07 | 186,603.03 | 21,264,000.00 | -11,909,439.04 |
| Total | | | | | | | | -39,410,988.68 | 196,596.88 | 22,264,000.00 | -16,950,391.80 |



**Lewisville ISD
Purchases Report
Sorted by Fund - Fund
June 1, 2015 - August 31, 2015**

Patterson & Associates
901 S. MoPac
Suite 195
Austin, TX 78746
-

| CUSIP | Investment # | Fund | Sec. Type | Issuer | Original Par Value | Purchase Date | Payment Periods | Principal Purchased | Accrued Interest at Purchase | Rate at Purchase | Maturity Date | YTM | Ending Book Value |
|-------------------------------------|--------------|--------|-----------|------------------------|----------------------|---------------|--------------------|----------------------|------------------------------|------------------|---------------|-------|----------------------|
| Capital Project #647 | | | | | | | | | | | | | |
| 72000257A | 236 | CP0647 | LA1 | EWB | 14,407,518.04 | 08/01/2015 | 09/01 - Monthly | 14,407,518.04 | | 0.150 | | 0.150 | 14,409,353.52 |
| | | | | Subtotal | 14,407,518.04 | | | 14,407,518.04 | 0.00 | | | | 14,409,353.52 |
| Debt Service | | | | | | | | | | | | | |
| 172571152B | 233 | DS | RR5 | EWB | 5,045,202.76 | 07/23/2015 | / - Quarterly | 5,045,202.76 | | 0.400 | 07/23/2016 | 0.400 | 5,045,202.76 |
| | | | | Subtotal | 5,045,202.76 | | | 5,045,202.76 | 0.00 | | | | 5,045,202.76 |
| Escrow Sinking Fund | | | | | | | | | | | | | |
| 3134G7AD3 | 230 | ESF | FAC | FHLMCS | 1,000,000.00 | 06/25/2015 | 09/25 - Final Pmt. | 999,500.00 | | 1.250 | 06/25/2020 | 1.260 | 999,866.67 |
| | | | | Subtotal | 1,000,000.00 | | | 999,500.00 | 0.00 | | | | 999,866.67 |
| Maintenance & Operations | | | | | | | | | | | | | |
| 5178406R0 | 228 | OPER | MC1 | LASVEG | 5,000,000.00 | 06/01/2015 | 12/01 - 06/01 | 5,257,300.00 | | 4.000 | 12/01/2016 | 0.550 | 5,214,416.67 |
| 5178407D0 | 229 | OPER | MC1 | LASVEG | 2,640,000.00 | 06/18/2015 | 09/15 - 03/15 | 2,723,899.20 | | 3.000 | 09/15/2016 | 0.431 | 2,710,197.54 |
| 220006175 | 231 | OPER | RR5 | INDBK | 10,000,000.00 | 06/22/2015 | / - Quarterly | 10,000,000.00 | | 0.550 | 06/22/2016 | 0.550 | 10,000,000.00 |
| 54930LNV3 | 232 | OPER | MC1 | LUCAS | 5,300,000.00 | 07/13/2015 | 07/13 - Final Pmt. | 5,317,384.00 | | 0.850 | 07/13/2016 | 0.520 | 5,315,066.13 |
| 172311617B | 234 | OPER | RR5 | EWB | 5,045,202.76 | 07/23/2015 | / - Quarterly | 5,045,202.76 | | 0.400 | 07/23/2016 | 0.400 | 5,045,202.76 |
| 3134G7GM7 | 235 | OPER | FAC | FHLMCC | 5,000,000.00 | 07/23/2015 | 01/23 - 07/23 | 5,000,000.00 | | 0.650 | 01/23/2017 | 0.650 | 5,000,000.00 |
| | | | | Subtotal | 32,985,202.76 | | | 33,343,785.96 | 0.00 | | | | 33,284,883.10 |
| | | | | Total Purchases | 53,437,923.56 | | | 53,796,006.76 | 0.00 | | | | 53,739,306.05 |



**Lewisville ISD
Maturity Report
Sorted by Maturity Date**

Patterson & Associates
901 S. MoPac
Suite 195
Austin, TX 78746
-

Amounts due during June 1, 2015 - August 31, 2015

| CUSIP | Investment # | Fund | Sec. Type | Issuer | Par Value | Maturity Date | Purchase Date | Rate at Maturity | Book Value at Maturity | Interest | Maturity Proceeds | Net Income |
|-------------------------|--------------|------|--------------|--------|----------------------|------------------|------------------|---------------------|---------------------------|------------------|----------------------|------------------|
| 387460KY3 | 157 | OPER | MC1 | GUTSD | 1,005,000.00 | 06/01/2015 | 05/28/2013 | 2.000 | 1,005,000.00 | 10,050.00 | 1,015,050.00 | 10,050.00 |
| 172571152A | 204 | DS | RR5 | EWB | 5,043,986.54 | 07/23/2015 | 07/23/2014 | 0.400 | 5,043,986.54 | 0.00 | 5,043,986.54 | 0.00 |
| 172311617A | 205 | OPER | RR5 | EWB | 5,043,986.54 | 07/23/2015 | 07/23/2014 | 0.400 | 5,043,986.54 | 0.00 | 5,043,986.54 | 0.00 |
| 4197912K3 | 180 | OPER | MC1 | HAWAII | 1,000,000.00 | 08/01/2015 | 11/21/2013 | 3.000 | 1,000,000.00 | 15,000.00 | 1,015,000.00 | 15,000.00 |
| 597324LF7 | 197 | OPER | MC1 | MIDDLE | 799,000.00 | 08/01/2015 | 05/29/2014 | 2.000 | 799,000.00 | 18,732.11 | 817,732.11 | 18,732.11 |
| 833714M70 | 178 | OPER | MC1 | SOCISD | 960,000.00 | 08/15/2015 | 10/25/2013 | 5.000 | 960,000.00 | 24,000.00 | 984,000.00 | 24,000.00 |
| Total Maturities | | | | | 13,851,973.08 | | | | 13,851,973.08 | 67,782.11 | 13,919,755.19 | 67,782.11 |



Lewisville ISD
Sales/Call Report
Sorted by Maturity Date - Fund
June 1, 2015 - August 31, 2015

Patterson & Associates
 901 S. MoPac
 Suite 195
 Austin, TX 78746
 -

| CUSIP | Investment # | Fund | Issuer Sec. Type | Purchase Date | Redem. Date Matur. Date | Par Value | Rate at Redem. | Book Value at Redem. | Redemption Principal | Redemption Interest | Total Amount | Net Income |
|--------------------|--------------|------|---------------------|------------------|----------------------------|----------------------|-------------------|-------------------------|-------------------------|------------------------|----------------------|------------------|
| 03/30/2016 | | | | | | | | | | | | |
| 3130A4JV5 | 222 | OPER | FHLBC FAC | 03/30/2015 | 06/30/2015 03/30/2016 | 5,000,000.00 | 0.400 | 5,000,000.00 | 5,000,000.00 | 5,000.00 | 5,005,000.00 Call | 5,000.00 |
| Subtotal | | | | | | 5,000,000.00 | | 5,000,000.00 | 5,000,000.00 | 5,000.00 | 5,005,000.00 | 5,000.00 |
| 09/23/2016 | | | | | | | | | | | | |
| 3130A2XD3 | 211 | OPER | FHLBC FAC | 09/23/2014 | 06/23/2015 09/23/2016 | 2,500,000.00 | 0.670 | 2,500,000.00 | 2,500,000.00 | 4,187.50 | 2,504,187.50 Call | 4,187.50 |
| Subtotal | | | | | | 2,500,000.00 | | 2,500,000.00 | 2,500,000.00 | 4,187.50 | 2,504,187.50 | 4,187.50 |
| 12/19/2016 | | | | | | | | | | | | |
| 3134G4N79 | 207 | OPER | FHLMCS FAC | 09/02/2014 | 06/19/2015 12/19/2016 | 5,000,000.00 | 0.600 V | 5,000,000.00 | 5,000,000.00 | 15,000.00 | 5,015,000.00 Call | 15,000.00 |
| Subtotal | | | | | | 5,000,000.00 | | 5,000,000.00 | 5,000,000.00 | 15,000.00 | 5,015,000.00 | 15,000.00 |
| 12/12/2017 | | | | | | | | | | | | |
| 3130A3JY1 | 217 | OPER | FHLBS FAC | 12/12/2014 | 06/12/2015 12/12/2017 | 5,000,000.00 | 0.500 V | 5,000,000.00 | 5,000,000.00 | 12,500.00 | 5,012,500.00 Call | 12,500.00 |
| Subtotal | | | | | | 5,000,000.00 | | 5,000,000.00 | 5,000,000.00 | 12,500.00 | 5,012,500.00 | 12,500.00 |
| 01/30/2018 | | | | | | | | | | | | |
| 3134G5XF7 | 219 | ESF | FHLMCS FAC | 01/30/2015 | 07/30/2015 01/30/2018 | 1,000,000.00 | 0.750 V | 1,000,000.00 | 1,000,000.00 | 3,750.00 | 1,003,750.00 Call | 3,750.00 |
| Subtotal | | | | | | 1,000,000.00 | | 1,000,000.00 | 1,000,000.00 | 3,750.00 | 1,003,750.00 | 3,750.00 |
| Total Sales | | | | | | 18,500,000.00 | | 18,500,000.00 | 18,500,000.00 | 40,437.50 | 18,540,437.50 | 40,437.50 |

V - Security with variable rate change.



Lewisville ISD
Interest Earnings
Sorted by Fund - Fund
June 1, 2015 - August 31, 2015
Yield on Average Book Value

Patterson & Associates
 901 S. MoPac
 Suite 195
 Austin, TX 78746

| CUSIP | Investment # | Fund | Security Type | Ending Par Value | Beginning Book Value | Average Book Value | Maturity Date | Current Annualized Rate | Yield | Adjusted Interest Earnings | | | |
|-----------------------------------|--------------|--------|-----------------|----------------------|----------------------|----------------------|---------------|-------------------------|-------|----------------------------|-------------------------|----------------------------|-----------------|
| | | | | | | | | | | Interest Earned | Amortization/ Accretion | Adjusted Interest Earnings | |
| Fund: Capital Project #637 | | | | | | | | | | | | | |
| 999999993 | 73 | CP0637 | RRP | 0.00 | 94,571.66 | 93,495.27 | | 0.041 | | 9.70 | 0.00 | 9.70 | |
| 999999994 | 78 | CP0637 | RR2 | 18,025.87 | 18,020.43 | 18,022.10 | | 0.140 | 0.120 | 5.44 | 0.00 | 5.44 | |
| | | | Subtotal | 18,025.87 | 112,592.09 | 111,517.37 | | | | 0.054 | 15.14 | 0.00 | 15.14 |
| Fund: Capital Project #641 | | | | | | | | | | | | | |
| 999999993 | 102 | CP0641 | RRP | 0.00 | 125,713.52 | 124,353.33 | | | 0.040 | 12.66 | 0.00 | 12.66 | |
| | | | Subtotal | 0.00 | 125,713.52 | 124,353.33 | | | | 0.040 | 12.66 | 0.00 | 12.66 |
| Fund: Capital Project #643 | | | | | | | | | | | | | |
| 999999993 | 124 | CP0643 | RRP | 2,895,646.87 | 2,979,535.85 | 2,952,870.66 | | 0.072 | 0.064 | 476.83 | 0.00 | 476.83 | |
| | | | Subtotal | 2,895,646.87 | 2,979,535.85 | 2,952,870.66 | | | | 0.064 | 476.83 | 0.00 | 476.83 |
| Fund: Capital Project #644 | | | | | | | | | | | | | |
| 999999993 | 143 | CP0644 | RRP | 485,407.36 | 1,012,107.46 | 893,283.75 | | 0.072 | 0.064 | 143.32 | 0.00 | 143.32 | |
| | | | Subtotal | 485,407.36 | 1,012,107.46 | 893,283.75 | | | | 0.064 | 143.32 | 0.00 | 143.32 |
| Fund: Capital Project #645 | | | | | | | | | | | | | |
| 999999993 | 152 | CP0645 | RRP | 9,476,082.08 | 10,016,810.57 | 9,779,800.94 | | 0.072 | 0.064 | 1,577.80 | 0.00 | 1,577.80 | |
| | | | Subtotal | 9,476,082.08 | 10,016,810.57 | 9,779,800.94 | | | | 0.064 | 1,577.80 | 0.00 | 1,577.80 |
| Fund: Capital Project #646 | | | | | | | | | | | | | |
| 999999993 | 181 | CP0646 | RRP | 12,386,895.20 | 273,091.52 | 4,796,619.68 | | 0.072 | 0.073 | 884.80 | 0.00 | 884.80 | |
| 72000257 | 199 | CP0646 | LA1 | 0.00 | 14,403,906.96 | 9,707,716.85 | | | 0.148 | 3,611.08 | 0.00 | 3,611.08 | |
| | | | Subtotal | 12,386,895.20 | 14,676,998.48 | 14,504,336.53 | | | | 0.123 | 4,495.88 | 0.00 | 4,495.88 |
| Fund: Capital Project #647 | | | | | | | | | | | | | |
| 999999993 | 213 | CP0647 | RRP | 47,792,670.38 | 78,092,840.17 | 70,763,256.85 | | 0.072 | 0.063 | 11,292.57 | 0.00 | 11,292.57 | |
| 72000257A | 236 | CP0647 | LA1 | 14,409,353.52 | 0.00 | 4,854,727.12 | | 0.150 | 0.150 | 1,835.48 | 0.00 | 1,835.48 | |

Portfolio LEWI
 AP
 IE (PRF_IE) 7.2.0
 Report Ver. 7.3.5

Lewisville ISD
Interest Earnings
June 1, 2015 - August 31, 2015

| CUSIP | Investment # | Fund | Security Type | Ending Par Value | Beginning Book Value | Average Book Value | Maturity Date | Current Annualized Rate | Yield | Adjusted Interest Earnings | | |
|---|--------------|------|---------------|----------------------|-----------------------|-----------------------|---------------|-------------------------|--------------|----------------------------|-------------------------|----------------------------|
| | | | | | | | | | | Interest Earned | Amortization/ Accretion | Adjusted Interest Earnings |
| Subtotal | | | | 62,202,023.90 | 78,092,840.17 | 75,617,983.97 | | | 0.069 | 13,128.05 | 0.00 | 13,128.05 |
| Fund: Debt Service | | | | | | | | | | | | |
| 999999993 | 18 | DS | RRP | 1,156,761.16 | 93,653,873.05 | 92,130,340.48 | | 0.072 | 0.049 | 11,429.15 | 0.00 | 11,429.15 |
| 999999994 | 19 | DS | RR2 | 599,845.10 | 1,099,547.33 | 1,094,216.86 | | 0.140 | 0.108 | 297.77 | 0.00 | 297.77 |
| 172571152A | 204 | DS | RR5 | 0.00 | 5,038,958.91 | 2,849,364.12 | 07/23/2015 | 0.400 | 0.400 | 2,873.72 | 0.00 | 2,873.72 |
| 63621 | 220 | DS | LA2 | 15,019,058.30 | 15,011,489.60 | 15,014,233.67 | | 0.200 | 0.200 | 7,568.70 | 0.00 | 7,568.70 |
| 172571152B | 233 | DS | RR5 | 5,045,202.76 | 0.00 | 2,193,566.42 | 07/23/2016 | 0.400 | 0.400 | 2,211.60 | 0.00 | 2,211.60 |
| Subtotal | | | | 21,820,867.32 | 114,803,868.89 | 113,281,721.55 | | | 0.085 | 24,380.94 | 0.00 | 24,380.94 |
| Fund: Escrow Sinking Fund | | | | | | | | | | | | |
| 820162014 | 128 | ESF | RR4 | 1,046,567.90 | 42,287.91 | 554,890.15 | | 0.050 | 0.053 | 74.43 | 0.00 | 74.43 |
| 3136G02S9 | 139 | ESF | FAC | 1,000,000.00 | 999,713.66 | 999,724.34 | 11/08/2018 | 1.000 | 1.000 | 2,500.00 | 20.83 | 2,520.83 |
| 3134G5XF7 | 219 | ESF | FAC | 0.00 | 1,000,000.00 | 641,304.35 | 01/30/2018 | 1.000 | 0.760 | 1,229.17 | 0.00 | 1,229.17 |
| 3130A4R79 | 223 | ESF | FAC | 1,000,000.00 | 1,000,000.00 | 1,000,000.00 | 04/16/2020 | 1.250 | 1.240 | 3,125.00 | 0.00 | 3,125.00 |
| 3134G7AD3 | 230 | ESF | FAC | 1,000,000.00 | 0.00 | 738,900.54 | 06/25/2020 | 1.250 | 1.427 | 2,291.67 | 366.67 | 2,658.34 |
| Subtotal | | | | 4,046,567.90 | 3,042,001.57 | 3,934,819.38 | | | 0.969 | 9,220.27 | 387.50 | 9,607.77 |
| Fund: Maintenance & Operations | | | | | | | | | | | | |
| 999999993 | 16 | OPER | RRP | 60,030,816.57 | 139,079,234.82 | 103,766,344.73 | | 0.072 | 0.052 | 13,549.37 | 0.00 | 13,549.37 |
| 999999994 | 17 | OPER | RR2 | 2,932,816.05 | 2,931,923.95 | 2,932,203.17 | | 0.140 | 0.121 | 892.10 | 0.00 | 892.10 |
| 833714M70 | 178 | OPER | MC1 | 0.00 | 969,034.10 | 786,211.46 | 08/15/2015 | 5.000 | 0.420 | 9,866.67 | -9,034.10 | 832.57 |
| 981306ER0 | 179 | OPER | MC1 | 2,135,000.00 | 2,166,584.66 | 2,156,868.94 | 11/01/2015 | 4.000 | 0.441 | 21,350.00 | -18,950.80 | 2,399.20 |
| 4197912K3 | 180 | OPER | MC1 | 0.00 | 1,004,381.97 | 664,448.57 | 08/01/2015 | 3.000 | 0.369 | 5,000.00 | -4,381.97 | 618.03 |
| 3137EACM9 | 191 | OPER | FAC | 3,000,000.00 | 3,011,953.40 | 3,006,382.24 | 09/10/2015 | 1.750 | 0.298 | 13,125.00 | -10,866.73 | 2,258.27 |
| 31398A4M1 | 192 | OPER | FAC | 3,000,000.00 | 3,015,407.52 | 3,010,504.60 | 10/26/2015 | 1.625 | 0.346 | 12,187.50 | -9,563.29 | 2,624.21 |
| 3135G0SB0 | 193 | OPER | FAC | 5,000,000.00 | 4,999,916.32 | 4,999,935.62 | 12/21/2015 | 0.375 | 0.375 | 4,687.50 | 37.65 | 4,725.15 |
| 597324LF7 | 197 | OPER | MC1 | 0.00 | 801,324.29 | 530,517.03 | 08/01/2015 | 2.000 | 0.254 | 2,663.33 | -2,324.29 | 339.04 |
| 72000240 | 198 | OPER | LA1 | 20,037,831.70 | 20,030,257.64 | 20,032,946.46 | | 0.150 | 0.150 | 7,574.06 | 0.00 | 7,574.06 |
| 3134G56P5 | 200 | OPER | FAC | 5,000,000.00 | 5,000,000.00 | 5,000,000.00 | 06/24/2016 | 0.500 | 0.496 | 6,250.00 | 0.00 | 6,250.00 |
| 2360915R1 | 202 | OPER | MC1 | 2,745,000.00 | 2,733,253.47 | 2,734,759.03 | 06/01/2016 | 0.050 | 0.476 | 343.13 | 2,936.63 | 3,279.76 |
| 172311617A | 205 | OPER | RR5 | 0.00 | 5,038,958.91 | 2,849,364.12 | 07/23/2015 | 0.400 | 0.400 | 2,873.72 | 0.00 | 2,873.72 |
| 3134G4N79 | 207 | OPER | FAC | 0.00 | 5,000,000.00 | 978,260.87 | 12/19/2016 | 0.750 | 0.608 | 1,500.00 | 0.00 | 1,500.00 |
| 3130A2UX2 | 209 | OPER | FAC | 2,500,000.00 | 2,496,678.83 | 2,497,031.93 | 08/15/2016 | 0.500 | 0.606 | 3,125.00 | 688.72 | 3,813.72 |
| 3133EDQ96 | 210 | OPER | FAC | 2,500,000.00 | 2,499,419.19 | 2,499,486.19 | 07/11/2016 | 0.500 | 0.517 | 3,125.00 | 130.68 | 3,255.68 |
| 3130A2XD3 | 211 | OPER | FAC | 0.00 | 2,500,000.00 | 597,826.09 | 09/23/2016 | 0.670 | 0.679 | 1,023.61 | 0.00 | 1,023.61 |
| 172275929A | 212 | OPER | RR5 | 5,021,773.17 | 5,016,767.68 | 5,020,195.35 | 09/20/2015 | 0.400 | 0.400 | 5,062.25 | 0.00 | 5,062.25 |
| 172535690A | 215 | OPER | RR5 | 5,023,052.90 | 5,018,046.13 | 5,021,474.68 | 11/28/2015 | 0.400 | 0.400 | 5,063.54 | 0.00 | 5,063.54 |

Lewisville ISD
Interest Earnings
June 1, 2015 - August 31, 2015

| CUSIP | Investment # | Fund | Security Type | Ending Par Value | Beginning Book Value | Average Book Value | Maturity Date | Current Annualized Rate | Annualized Yield | Adjusted Interest Earnings | | |
|---|--------------|------|---------------|-----------------------|-----------------------|-----------------------|---------------|-------------------------|------------------|----------------------------|-------------------------|----------------------------|
| | | | | | | | | | | Interest Earned | Amortization/ Accretion | Adjusted Interest Earnings |
| Fund: Maintenance & Operations | | | | | | | | | | | | |
| 3130A3JY1 | 217 | OPER | FAC | 0.00 | 5,000,000.00 | 597,826.09 | 12/12/2017 | 0.750 | 0.507 | 763.89 | 0.00 | 763.89 |
| 3130A3ME1 | 218 | OPER | FAC | 10,000,000.00 | 10,000,000.00 | 10,000,000.00 | 09/30/2016 | 0.550 | 0.546 | 13,750.00 | 0.00 | 13,750.00 |
| 9826713P2 | 221 | OPER | MC1 | 2,635,000.00 | 2,635,640.95 | 2,635,312.34 | 03/01/2016 | 0.500 | 0.399 | 3,293.75 | -640.95 | 2,652.80 |
| 3130A4JV5 | 222 | OPER | FAC | 0.00 | 5,000,000.00 | 1,576,086.96 | 03/30/2016 | 0.400 | 0.406 | 1,611.11 | 0.00 | 1,611.11 |
| 283734MZ1 | 224 | OPER | MC1 | 1,180,000.00 | 1,217,501.88 | 1,213,514.82 | 08/15/2016 | 3.220 | 0.563 | 9,499.00 | -7,776.89 | 1,722.11 |
| 6824548W6 | 225 | OPER | MC1 | 3,617,000.00 | 3,634,440.59 | 3,632,134.77 | 05/20/2016 | 1.000 | 0.496 | 9,042.50 | -4,497.57 | 4,544.93 |
| 6824548W6 | 226 | OPER | MC1 | 504.00 | 506.43 | 506.11 | 05/20/2016 | 1.000 | 0.494 | 1.26 | -0.63 | 0.63 |
| 3134G63D3 | 227 | OPER | FAC | 5,000,000.00 | 5,000,000.00 | 5,000,000.00 | 08/28/2017 | 0.900 | 0.893 | 11,250.00 | 0.00 | 11,250.00 |
| 5178406R0 | 228 | OPER | MC1 | 5,000,000.00 | 0.00 | 5,235,314.52 | 12/01/2016 | 4.000 | 0.539 | 50,000.00 | -42,883.33 | 7,116.67 |
| 5178407D0 | 229 | OPER | MC1 | 2,640,000.00 | 0.00 | 2,214,822.89 | 09/15/2016 | 3.000 | 0.422 | 16,060.00 | -13,701.66 | 2,358.34 |
| 220006175 | 231 | OPER | RR5 | 10,000,000.00 | 0.00 | 7,717,391.30 | 06/22/2016 | 0.550 | 0.550 | 10,698.63 | 0.00 | 10,698.63 |
| 54930LNV3 | 232 | OPER | MC1 | 5,300,000.00 | 0.00 | 2,889,230.71 | 07/13/2016 | 0.850 | 0.507 | 6,006.67 | -2,317.87 | 3,688.80 |
| 172311617B | 234 | OPER | RR5 | 5,045,202.76 | 0.00 | 2,193,566.42 | 07/23/2016 | 0.400 | 0.400 | 2,211.60 | 0.00 | 2,211.60 |
| 3134G7GM7 | 235 | OPER | FAC | 5,000,000.00 | 0.00 | 2,173,913.04 | 01/23/2017 | 0.650 | 0.626 | 3,430.56 | 0.00 | 3,430.56 |
| Subtotal | | | | 174,343,997.15 | 245,801,232.73 | 216,164,381.03 | | | 0.245 | 256,880.75 | -123,146.40 | 133,734.35 |
| Fund: Worker's Compensation Fund | | | | | | | | | | | | |
| 999999994 | 25 | WC | RR2 | 3,648,456.23 | 3,647,346.37 | 3,647,693.75 | | 0.140 | 0.121 | 1,109.86 | 0.00 | 1,109.86 |
| 999999993 | 26 | WC | RRP | 3,567,969.40 | 3,567,393.11 | 3,567,577.25 | | 0.072 | 0.064 | 576.29 | 0.00 | 576.29 |
| Subtotal | | | | 7,216,425.63 | 7,214,739.48 | 7,215,271.00 | | | 0.093 | 1,686.15 | 0.00 | 1,686.15 |
| Total | | | | 294,891,939.28 | 477,878,440.81 | 444,580,339.50 | | | 0.169 | 312,017.79 | -122,758.90 | 189,258.89 |



Lewisville ISD
Amortization Schedule
June 1, 2015 - August 31, 2015
Sorted By Fund - Fund

Patterson & Associates
 901 S. MoPac
 Suite 195
 Austin, TX 78746
 -

| Investment # | Maturity Date | Beginning Par Value | | | | Amounts Amortized | | | | |
|-------------------------------------|---------------|---------------------|-----------------|---------------------|------------------------------|---------------------|----------------------------------|------------------------------|----------------------------------|---------------------------------------|
| Issuer | Fund | Amort. Date | Current Rate | Purchase Principal | Original Premium or Discount | Ending Book Value | And Unamortized As of 06/01/2015 | Amount Amortized This Period | Amt Amortized Through 08/31/2015 | Amount Unamortized Through 08/31/2015 |
| Escrow Sinking Fund | | | | | | | | | | |
| 230 | ESF | 06/25/2020 | 1,000,000.00 | 999,500.00 | -500.00 | 999,866.67 | 0.00 | 366.67 | 366.67 | -133.33 |
| FHLMC Step Note | | 09/25/2015 | 1.250 | | | | -500.00 | | | |
| 139 | ESF | 11/08/2018 | 1,000,000.00 | 999,500.00 | -500.00 | 999,734.49 | 213.66 | 20.83 | 234.49 | -265.51 |
| FNMA Step Note | | 11/08/2018 | 1.000 | | | | -286.34 | | | |
| | | | Subtotal | 1,999,000.00 | -1,000.00 | 1,999,601.16 | 213.66 | 387.50 | 601.16 | -398.84 |
| | | | | | | | -786.34 | | | |
| Maintenance & Operations | | | | | | | | | | |
| 202 | OPER | 06/01/2016 | 2,745,000.00 | 2,722,518.45 | -22,481.55 | 2,736,190.10 | 10,735.02 | 2,936.63 | 13,671.65 | -8,809.90 |
| Dane County WI | | | 0.050 | | | | -11,746.53 | | | |
| 224 | OPER | 08/15/2016 | 1,180,000.00 | 1,218,538.80 | 38,538.80 | 1,209,724.99 | -1,036.92 | -7,776.89 | -8,813.81 | 29,724.99 |
| El Paso TX | | | 3.220 | | | | 37,501.88 | | | |
| 210 | OPER | 07/11/2016 | 2,500,000.00 | 2,499,032.95 | -967.05 | 2,499,549.87 | 386.24 | 130.68 | 516.92 | -450.13 |
| FFCB Note | | | 0.500 | | | | -580.81 | | | |
| 209 | OPER | 08/15/2016 | 2,500,000.00 | 2,494,643.28 | -5,356.72 | 2,497,367.55 | 2,035.55 | 688.72 | 2,724.27 | -2,632.45 |
| FHLB Note | | | 0.500 | | | | -3,321.17 | | | |
| 211 | OPER | 09/23/2016 | 2,500,000.00 | 2,498,513.03 | -1,486.97 | 0.00 | 1,486.97 | 0.00 | 1,486.97 | 0.00 |
| FHLB Call Note | | 12/23/2014 | 0.670 | | | | 0.00 | | | |
| 218 | OPER | 09/30/2016 | 10,000,000.00 | 9,995,000.00 | -5,000.00 | 10,000,000.00 | 5,000.00 | 0.00 | 5,000.00 | 0.00 |
| FHLB Call Note | | 03/30/2015 | 0.550 | | | | 0.00 | | | |
| 217 | OPER | 12/12/2017 | 5,000,000.00 | 4,999,500.00 | -500.00 | 0.00 | 500.00 | 0.00 | 500.00 | 0.00 |
| FHLB Step Note | | 03/12/2015 | 0.750 | | | | 0.00 | | | |
| 191 | OPER | 09/10/2015 | 3,000,000.00 | 3,063,510.00 | 63,510.00 | 3,001,086.67 | -51,556.60 | -10,866.73 | -62,423.33 | 1,086.67 |
| FHLMC Note | | | 1.750 | | | | 11,953.40 | | | |
| 192 | OPER | 10/26/2015 | 3,000,000.00 | 3,060,780.00 | 60,780.00 | 3,005,844.23 | -45,372.48 | -9,563.29 | -54,935.77 | 5,844.23 |
| FNMA Note | | | 1.625 | | | | 15,407.52 | | | |
| 193 | OPER | 12/21/2015 | 5,000,000.00 | 4,999,737.65 | -262.35 | 4,999,953.97 | 178.67 | 37.65 | 216.32 | -46.03 |
| FNMA Note | | | 0.375 | | | | -83.68 | | | |
| 157 | OPER | 06/01/2015 | 1,005,000.00 | 1,037,330.85 | 32,330.85 | 0.00 | -32,330.85 | 0.00 | -32,330.85 | 0.00 |
| Granite UT SD | | | 2.000 | | | | 0.00 | | | |
| 180 | OPER | 08/01/2015 | 1,000,000.00 | 1,044,550.00 | 44,550.00 | 0.00 | -40,168.03 | -4,381.97 | -44,550.00 | 0.00 |
| Hawaii State | | | 3.000 | | | | 4,381.97 | | | |
| 228 | OPER | 12/01/2016 | 5,000,000.00 | 5,257,300.00 | 257,300.00 | 5,214,416.67 | 0.00 | -42,883.33 | -42,883.33 | 214,416.67 |
| Las Vegas Valley Water | | | 4.000 | | | | 257,300.00 | | | |

Portfolio LEWI
 AP

Lewisville ISD
Amortization Schedule
June 1, 2015 - August 31, 2015

| Investment # | Maturity Date | Beginning Par Value | | | | | Amounts Amortized | | | |
|-------------------------------------|------------------------|---------------------|-----------------|----------------------|------------------------------|----------------------|----------------------------------|------------------------------|----------------------------------|---------------------------------------|
| Issuer | Fund | Amort. Date | Current Rate | Purchase Principal | Original Premium or Discount | Ending Book Value | And Unamortized As of 06/01/2015 | Amount Amortized This Period | Amt Amortized Through 08/31/2015 | Amount Unamortized Through 08/31/2015 |
| Maintenance & Operations | | | | | | | | | | |
| 229 | OPER | 09/15/2016 | 2,640,000.00 | 2,723,899.20 | 83,899.20 | 2,710,197.54 | 0.00 | -13,701.66 | -13,701.66 | 70,197.54 |
| | Las Vegas Valley Water | | 3.000 | | | | 83,899.20 | | | |
| 232 | OPER | 07/13/2016 | 5,300,000.00 | 5,317,384.00 | 17,384.00 | 5,315,066.13 | 0.00 | -2,317.87 | -2,317.87 | 15,066.13 |
| | Lucas County OH | | 0.850 | | | | 17,384.00 | | | |
| 197 | OPER | 08/01/2015 | 799,000.00 | 815,347.54 | 16,347.54 | 0.00 | -14,023.25 | -2,324.29 | -16,347.54 | 0.00 |
| | Middletown Township NJ | | 2.000 | | | | 2,324.29 | | | |
| 225 | OPER | 05/20/2016 | 3,617,000.00 | 3,634,940.32 | 17,940.32 | 3,629,943.02 | -499.73 | -4,497.57 | -4,997.30 | 12,943.02 |
| | Onieda County NY | | 1.000 | | | | 17,440.59 | | | |
| 226 | OPER | 05/20/2016 | 504.00 | 506.50 | 2.50 | 505.80 | -0.07 | -0.63 | -0.70 | 1.80 |
| | Onieda County NY | | 1.000 | | | | 2.43 | | | |
| 178 | OPER | 08/15/2015 | 960,000.00 | 1,039,353.60 | 79,353.60 | 0.00 | -70,319.50 | -9,034.10 | -79,353.60 | 0.00 |
| | Socorro ISD TX | | 5.000 | | | | 9,034.10 | | | |
| 179 | OPER | 11/01/2015 | 2,135,000.00 | 2,286,606.35 | 151,606.35 | 2,147,633.86 | -120,021.69 | -18,950.80 | -138,972.49 | 12,633.86 |
| | Worcester MA | | 4.000 | | | | 31,584.66 | | | |
| 221 | OPER | 03/01/2016 | 2,635,000.00 | 2,636,317.50 | 1,317.50 | 2,635,000.00 | -676.55 | -640.95 | -1,317.50 | 0.00 |
| | Wyandotte County KS | 09/01/2015 | 0.500 | | | | 640.95 | | | |
| | | | Subtotal | 63,345,310.02 | 828,806.02 | 51,602,480.40 | -355,683.22 | -123,146.40 | -478,829.62 | 349,976.40 |
| | | | | | | | 473,122.80 | | | |
| | | | Total | 65,344,310.02 | 827,806.02 | 53,602,081.56 | -355,469.56 | -122,758.90 | -478,228.46 | 349,577.56 |
| | | | | | | | 472,336.46 | | | |



Lewisville ISD
Projected Cashflow Report
Sorted by Monthly

Patterson & Associates
 901 S. MoPac
 Suite 195
 Austin, TX 78746

For the Period September 1, 2015 - March 31, 2016

| Projected Trans. Date | Investment # | Fund | Security ID | Transaction Type | Issuer | Par Value | Original Cost | Principal | Interest | Total |
|---------------------------------|--------------|------|-------------|---------------------|------------------------|----------------------|----------------------|----------------------|-------------------|----------------------|
| September 2015 | | | | | | | | | | |
| 09/01/2015 | 221 | OPER | 9826713P2 | Call | Wyandotte County KS | 2,635,000.00 | 2,636,317.50 | 2,635,000.00 | 0.00 | 2,635,000.00 |
| 09/10/2015 | 191 | OPER | 3137EACM9 | Maturity | FHLMC Note | 3,000,000.00 | 3,063,510.00 | 3,000,000.00 | 26,250.00 | 3,026,250.00 |
| 09/15/2015 | 229 | OPER | 5178407D0 | Interest | Las Vegas Valley Water | 0.00 | 0.00 | 0.00 | 19,140.00 | 19,140.00 |
| 09/24/2015 | 200 | OPER | 3134G56P5 | Interest | FHLMC Call Note | 0.00 | 0.00 | 0.00 | 6,250.00 | 6,250.00 |
| 09/24/2015 | 200 | OPER | 3134G56P5 | Call | FHLMC Call Note | 5,000,000.00 | 5,000,000.00 | 5,000,000.00 | 0.00 | 5,000,000.00 |
| 09/25/2015 | 230 | ESF | 3134G7AD3 | Interest | FHLMC Step Note | 0.00 | 0.00 | 0.00 | 3,125.00 | 3,125.00 |
| 09/25/2015 | 230 | ESF | 3134G7AD3 | Call | FHLMC Step Note | 1,000,000.00 | 999,500.00 | 1,000,000.00 | 0.00 | 1,000,000.00 |
| 09/30/2015 | 218 | OPER | 3130A3ME1 | Interest | FHLB Call Note | 0.00 | 0.00 | 0.00 | 27,500.00 | 27,500.00 |
| 09/30/2015 | 218 | OPER | 3130A3ME1 | Call | FHLB Call Note | 10,000,000.00 | 9,995,000.00 | 10,000,000.00 | 0.00 | 10,000,000.00 |
| Total for September 2015 | | | | | | 21,635,000.00 | 21,694,327.50 | 21,635,000.00 | 82,265.00 | 21,717,265.00 |
| October 2015 | | | | | | | | | | |
| 10/01/2015 | 221 | OPER | 9826713P2 | Interest | Wyandotte County KS | 0.00 | 0.00 | 0.00 | 6,587.50 | 6,587.50 |
| 10/16/2015 | 223 | ESF | 3130A4R79 | Interest | FHLB Step Note | 0.00 | 0.00 | 0.00 | 6,250.00 | 6,250.00 |
| 10/16/2015 | 223 | ESF | 3130A4R79 | Call | FHLB Step Note | 1,000,000.00 | 1,000,000.00 | 1,000,000.00 | 0.00 | 1,000,000.00 |
| 10/23/2015 | 235 | OPER | 3134G7GM7 | Call | FHLMC Call Note | 5,000,000.00 | 5,000,000.00 | 5,000,000.00 | 0.00 | 5,000,000.00 |
| 10/26/2015 | 192 | OPER | 31398A4M1 | Maturity | FNMA Note | 3,000,000.00 | 3,060,780.00 | 3,000,000.00 | 24,375.00 | 3,024,375.00 |
| Total for October 2015 | | | | | | 9,000,000.00 | 9,060,780.00 | 9,000,000.00 | 37,212.50 | 9,037,212.50 |
| November 2015 | | | | | | | | | | |
| 11/01/2015 | 179 | OPER | 981306ER0 | Maturity | Worcester MA | 2,135,000.00 | 2,286,606.35 | 2,135,000.00 | 42,700.00 | 2,177,700.00 |
| 11/08/2015 | 139 | ESF | 3136G02S9 | Interest | FNMA Step Note | 0.00 | 0.00 | 0.00 | 5,000.00 | 5,000.00 |
| 11/28/2015 | 227 | OPER | 3134G63D3 | Call | FHLMC Call Note | 5,000,000.00 | 5,000,000.00 | 5,000,000.00 | 0.00 | 5,000,000.00 |
| Total for November 2015 | | | | | | 7,135,000.00 | 7,286,606.35 | 7,135,000.00 | 47,700.00 | 7,182,700.00 |
| December 2015 | | | | | | | | | | |
| 12/01/2015 | 202 | OPER | 2360915R1 | Interest | Dane County WI | 0.00 | 0.00 | 0.00 | 686.25 | 686.25 |
| 12/01/2015 | 228 | OPER | 5178406R0 | Interest | Las Vegas Valley Water | 0.00 | 0.00 | 0.00 | 100,000.00 | 100,000.00 |
| 12/21/2015 | 193 | OPER | 3135G0SB0 | Maturity | FNMA Note | 5,000,000.00 | 4,999,737.65 | 5,000,000.00 | 9,375.00 | 5,009,375.00 |
| Total for December 2015 | | | | | | 5,000,000.00 | 4,999,737.65 | 5,000,000.00 | 110,061.25 | 5,110,061.25 |
| January 2016 | | | | | | | | | | |
| 01/11/2016 | 210 | OPER | 3133EDQ96 | Interest | FFCB Note | 0.00 | 0.00 | 0.00 | 6,250.00 | 6,250.00 |

Lewisville ISD
 Projected Cashflow Report
 For the Period September 1, 2015 - March 31, 2016

| Projected Trans. Date | Investment # | Fund | Security ID | Transaction Type | Issuer | Par Value | Original Cost | Principal | Interest | Total |
|--------------------------------|--------------|------|-------------|---------------------|------------------------|----------------------|----------------------|----------------------|-------------------|----------------------|
| January 2016 | | | | | | | | | | |
| 01/23/2016 | 235 | OPER | 3134G7GM7 | Interest | FHLMC Call Note | 0.00 | 0.00 | 0.00 | 16,250.00 | 16,250.00 |
| Total for January 2016 | | | | | | 0.00 | 0.00 | 0.00 | 22,500.00 | 22,500.00 |
| February 2016 | | | | | | | | | | |
| 02/15/2016 | 209 | OPER | 3130A2UX2 | Interest | FHLB Note | 0.00 | 0.00 | 0.00 | 6,250.00 | 6,250.00 |
| 02/15/2016 | 224 | OPER | 283734MZ1 | Interest | El Paso TX | 0.00 | 0.00 | 0.00 | 18,998.00 | 18,998.00 |
| 02/28/2016 | 227 | OPER | 3134G63D3 | Interest | FHLMC Call Note | 0.00 | 0.00 | 0.00 | 22,500.00 | 22,500.00 |
| Total for February 2016 | | | | | | 0.00 | 0.00 | 0.00 | 47,748.00 | 47,748.00 |
| March 2016 | | | | | | | | | | |
| 03/01/2016 | 221 | OPER | 9826713P2 | Maturity | Wyandotte County KS | 2,635,000.00 | 2,636,317.50 | 2,635,000.00 | 5,489.58 | 2,640,489.58 |
| 03/15/2016 | 229 | OPER | 5178407D0 | Interest | Las Vegas Valley Water | 0.00 | 0.00 | 0.00 | 39,600.00 | 39,600.00 |
| Total for March 2016 | | | | | | 2,635,000.00 | 2,636,317.50 | 2,635,000.00 | 45,089.58 | 2,680,089.58 |
| GRAND TOTALS: | | | | | | 45,405,000.00 | 45,677,769.00 | 45,405,000.00 | 392,576.33 | 45,797,576.33 |



Lewisville ISD
Texas Compliance Change in Val Report
Sorted by Fund
June 1, 2015 - August 31, 2015

Patterson & Associates
 901 S. MoPac
 Suite 195
 Austin, TX 78746

| Inv # | Issuer | Fund | Purch Date | Interest Accrual | Beginning Book Value | | | | Ending Book Value |
|---|-----------|--------|------------|-------------------|------------------------|----------------------|-------------|-----------------|---------------------|
| Cusip | Par Value | YTM | Mat Date | Interest Received | Beginning Market Value | Purchases/ Additions | Redemptions | Change in Value | Ending Market Value |
| Fund: Capital Project #637 | | | | | | | | | |
| 73 | TXPOOL | CP0637 | 02/02/2009 | 9.70 | 94,571.66 | 3,107.05 | 97,678.71 | -94,571.66 | 0.00 |
| 999999993 | 0.00 | 0.000 | / / | 9.70 | 94,571.66 | 3,107.05 | 97,678.71 | -94,571.66 | 0.00 |
| 78 | TPRIME | CP0637 | 07/01/2009 | 5.44 | 18,020.43 | 5.44 | 0.00 | 5.44 | 18,025.87 |
| 999999994 | 18,025.87 | 0.139 | / / | 5.44 | 18,020.43 | 5.44 | 0.00 | 5.44 | 18,025.87 |
| Sub Totals For: Fund: Capital Project #637 | | | | 15.14 | 112,592.09 | 3,112.49 | 97,678.71 | -94,566.22 | 18,025.87 |
| | | | | 15.14 | 112,592.09 | 3,112.49 | 97,678.71 | -94,566.22 | 18,025.87 |
| Fund: Capital Project #639 | | | | | | | | | |
| 86 | TXPOOL | CP0639 | 02/01/2010 | 0.00 | 0.00 | 0.00 | 0.00 | 0.00 | 0.00 |
| 999999993 | 0.00 | 0.000 | / / | 0.00 | 0.00 | 0.00 | 0.00 | 0.00 | 0.00 |
| 92 | TPRIME | CP0639 | 05/28/2010 | 0.00 | 0.00 | 0.00 | 0.00 | 0.00 | 0.00 |
| 999999994 | 0.00 | 0.000 | / / | 0.00 | 0.00 | 0.00 | 0.00 | 0.00 | 0.00 |
| Sub Totals For: Fund: Capital Project #639 | | | | 0.00 | 0.00 | 0.00 | 0.00 | 0.00 | 0.00 |
| | | | | 0.00 | 0.00 | 0.00 | 0.00 | 0.00 | 0.00 |
| Fund: Capital Project #641 | | | | | | | | | |
| 102 | TXPOOL | CP0641 | 02/28/2011 | 12.66 | 125,713.52 | 12.66 | 125,726.18 | -125,713.52 | 0.00 |
| 999999993 | 0.00 | 0.000 | / / | 12.66 | 125,713.52 | 12.66 | 125,726.18 | -125,713.52 | 0.00 |
| Sub Totals For: Fund: Capital Project #641 | | | | 12.66 | 125,713.52 | 12.66 | 125,726.18 | -125,713.52 | 0.00 |
| | | | | 12.66 | 125,713.52 | 12.66 | 125,726.18 | -125,713.52 | 0.00 |
| Fund: Capital Project #642 | | | | | | | | | |
| 117 | TXPOOL | CP0642 | 01/01/2012 | 0.00 | 0.00 | 0.00 | 0.00 | 0.00 | 0.00 |
| 999999993 | 0.00 | 0.000 | / / | 0.00 | 0.00 | 0.00 | 0.00 | 0.00 | 0.00 |

Lewisville ISD
Texas Compliance Change in Val Report
June 1, 2015 - August 31, 2015

| Inv # | Issuer | Fund | Purch Date | Interest Accrual | Beginning Book Value | | | | Ending Book Value |
|---|---------------|--------|------------|-------------------|------------------------|----------------------|---------------|-----------------|---------------------|
| Cusip | Par Value | YTM | Mat Date | Interest Received | Beginning Market Value | Purchases/ Additions | Redemptions | Change in Value | Ending Market Value |
| Sub Totals For: Fund: Capital Project #642 | | | | 0.00 | 0.00 | 0.00 | 0.00 | 0.00 | 0.00 |
| | | | | 0.00 | 0.00 | 0.00 | 0.00 | 0.00 | 0.00 |
| Fund: Capital Project #643 | | | | | | | | | |
| 124 | TXPOOL | CP0643 | 05/31/2012 | 476.83 | 2,979,535.85 | 476.83 | 84,365.81 | -83,888.98 | 2,895,646.87 |
| 999999993 | 2,895,646.87 | 0.071 | / / | 476.83 | 2,979,535.85 | 476.83 | 84,365.81 | -83,888.98 | 2,895,646.87 |
| Sub Totals For: Fund: Capital Project #643 | | | | 476.83 | 2,979,535.85 | 476.83 | 84,365.81 | -83,888.98 | 2,895,646.87 |
| | | | | 476.83 | 2,979,535.85 | 476.83 | 84,365.81 | -83,888.98 | 2,895,646.87 |
| Fund: Capital Project #644 | | | | | | | | | |
| 143 | TXPOOL | CP0644 | 11/01/2012 | 143.32 | 1,012,107.46 | 143.32 | 526,843.42 | -526,700.10 | 485,407.36 |
| 999999993 | 485,407.36 | 0.071 | / / | 143.32 | 1,012,107.46 | 143.32 | 526,843.42 | -526,700.10 | 485,407.36 |
| Sub Totals For: Fund: Capital Project #644 | | | | 143.32 | 1,012,107.46 | 143.32 | 526,843.42 | -526,700.10 | 485,407.36 |
| | | | | 143.32 | 1,012,107.46 | 143.32 | 526,843.42 | -526,700.10 | 485,407.36 |
| Fund: Capital Project #645 | | | | | | | | | |
| 152 | TXPOOL | CP0645 | 03/28/2013 | 1,577.80 | 10,016,810.57 | 1,577.80 | 542,306.29 | -540,728.49 | 9,476,082.08 |
| 999999993 | 9,476,082.08 | 0.071 | / / | 1,577.80 | 10,016,810.57 | 1,577.80 | 542,306.29 | -540,728.49 | 9,476,082.08 |
| Sub Totals For: Fund: Capital Project #645 | | | | 1,577.80 | 10,016,810.57 | 1,577.80 | 542,306.29 | -540,728.49 | 9,476,082.08 |
| | | | | 1,577.80 | 10,016,810.57 | 1,577.80 | 542,306.29 | -540,728.49 | 9,476,082.08 |
| Fund: Capital Project #646 | | | | | | | | | |
| 181 | TXPOOL | CP0646 | 11/01/2013 | 884.80 | 273,091.52 | 14,408,402.84 | 2,294,599.16 | 12,113,803.68 | 12,386,895.20 |
| 999999993 | 12,386,895.20 | 0.071 | / / | 884.80 | 273,091.52 | 14,408,402.84 | 2,294,599.16 | 12,113,803.68 | 12,386,895.20 |
| 199 | EWB | CP0646 | 09/01/2014 | 3,611.08 | 14,403,906.96 | 9,056.95 | 14,412,963.91 | -14,403,906.96 | 0.00 |
| 72000257 | 0.00 | 0.000 | / / | 5,445.87 | 14,403,906.96 | 9,056.95 | 14,412,963.91 | -14,403,906.96 | 0.00 |
| Sub Totals For: Fund: Capital Project #646 | | | | 4,495.88 | 14,676,998.48 | 14,417,459.79 | 16,707,563.07 | -2,290,103.28 | 12,386,895.20 |
| | | | | 6,330.67 | 14,676,998.48 | 14,417,459.79 | 16,707,563.07 | -2,290,103.28 | 12,386,895.20 |
| Fund: Capital Project #647 | | | | | | | | | |

Lewisville ISD
Texas Compliance Change in Val Report
June 1, 2015 - August 31, 2015

| Inv # | Issuer | Fund | Purch Date | Interest Accrual | Beginning Book Value | Purchases/ Additions | Redemptions | Change in Value | Ending Book Value |
|---|---------------|--------|------------|-------------------|------------------------|----------------------|----------------|-----------------|---------------------|
| Cusip | Par Value | YTM | Mat Date | Interest Received | Beginning Market Value | | | | Ending Market Value |
| 213 | TXPOOL | CP0647 | 10/01/2014 | 11,292.57 | 78,092,840.17 | 11,292.57 | 30,311,462.36 | -30,300,169.79 | 47,792,670.38 |
| 999999993 | 47,792,670.38 | 0.071 | / / | 11,292.57 | 78,092,840.17 | 11,292.57 | 30,311,462.36 | -30,300,169.79 | 47,792,670.38 |
| 236 | EWB | CP0647 | 08/02/2015 | 1,835.48 | 0.00 | 14,409,353.53 | 0.00 | 14,409,353.52 | 14,409,353.52 |
| 72000257A | 14,409,353.52 | 0.150 | / / | 0.00 | 0.00 | 14,409,353.53 | 0.00 | 14,409,353.52 | 14,409,353.52 |
| Sub Totals For: Fund: Capital Project #647 | | | | 13,128.05 | 78,092,840.17 | 14,420,646.10 | 30,311,462.36 | -15,890,816.27 | 62,202,023.90 |
| | | | | 11,292.57 | 78,092,840.17 | 14,420,646.10 | 30,311,462.36 | -15,890,816.27 | 62,202,023.90 |
| Fund: Debt Service | | | | | | | | | |
| 18 | TXPOOL | DS | 09/01/2006 | 11,429.15 | 93,653,873.05 | 16,111,290.95 | 96,494,599.16 | -92,497,111.89 | 1,156,761.16 |
| 999999993 | 1,156,761.16 | 0.071 | / / | 11,429.15 | 93,653,873.05 | 16,111,290.95 | 96,494,599.16 | -92,497,111.89 | 1,156,761.16 |
| 19 | TPRIME | DS | 09/01/2006 | 297.77 | 1,099,547.33 | 24,501.87 | 14,920,537.00 | -499,702.23 | 599,845.10 |
| 999999994 | 599,845.10 | 0.139 | / / | 297.77 | 1,099,547.33 | 24,501.87 | 14,920,537.00 | -499,702.23 | 599,845.10 |
| 116 | JPMC | DS | 11/01/2011 | 0.00 | 205,788.94 | 330,694.41 | 267,178.47 | 63,515.94 | 269,304.88 |
| 1112 | 269,304.88 | 0.000 | / / | 0.00 | 205,788.94 | 330,694.41 | 267,178.47 | 63,515.94 | 269,304.88 |
| 220 | FFB | DS | 01/13/2015 | 7,568.70 | 15,011,489.60 | 15,300.66 | 7,731.96 | 7,568.70 | 15,019,058.30 |
| 63621 | 15,019,058.30 | 0.200 | / / | 7,731.96 | 15,011,489.60 | 15,300.66 | 7,731.96 | 7,568.70 | 15,019,058.30 |
| 204 | EWB | DS | 07/23/2014 | 2,873.72 | 5,038,958.91 | 6,243.85 | 5,045,202.76 | -5,038,958.91 | 0.00 |
| 172571152A | 0.00 | 0.000 | 07/23/2015 | 6,243.85 | 5,038,958.91 | 6,243.85 | 5,045,202.76 | -5,038,958.91 | 0.00 |
| 233 | EWB | DS | 07/23/2015 | 2,211.60 | 0.00 | 5,045,202.76 | 0.00 | 5,045,202.76 | 5,045,202.76 |
| 172571152B | 5,045,202.76 | 0.400 | 07/23/2016 | 0.00 | 0.00 | 5,045,202.76 | 0.00 | 5,045,202.76 | 5,045,202.76 |
| Sub Totals For: Fund: Debt Service | | | | 24,380.94 | 115,009,657.83 | 21,533,234.50 | 116,735,249.35 | -92,919,485.63 | 22,090,172.20 |
| | | | | 25,702.73 | 115,009,657.83 | 21,533,234.50 | 116,735,249.35 | -92,919,485.63 | 22,090,172.20 |
| Fund: Escrow Sinking Fund | | | | | | | | | |
| 128 | BOTIT | ESF | 06/30/2012 | 74.43 | 42,287.91 | 2,003,781.83 | 999,501.84 | 1,004,279.99 | 1,046,567.90 |
| 820162014 | 1,046,567.90 | 0.050 | / / | 31.83 | 42,287.91 | 2,003,781.83 | 999,501.84 | 1,004,279.99 | 1,046,567.90 |
| 219 | FHLMCS | ESF | 01/30/2015 | 1,229.17 | 1,000,000.00 | 0.00 | 1,000,000.00 | -1,000,000.00 | 0.00 |
| 3134G5XF7 | 0.00 | 0.000 | 01/30/2018 | 3,750.00 | 1,000,571.00 | 0.00 | 1,000,000.00 | -1,000,571.00 | 0.00 |

Lewisville ISD
Texas Compliance Change in Val Report
June 1, 2015 - August 31, 2015

| Inv # | Issuer | Fund | Purch Date | Interest Accrual | Beginning Book Value | Purchases/ Additions | Redemptions | Change in Value | Ending Book Value |
|--|---------------|-------|------------|-------------------|------------------------|----------------------|----------------|-----------------|---------------------|
| Cusip | Par Value | YTM | Mat Date | Interest Received | Beginning Market Value | | | | Ending Market Value |
| 139 | FNMAS | ESF | 11/08/2012 | 2,500.00 | 999,713.66 | 0.00 | 0.00 | 20.83 | 999,734.49 |
| 3136G02S9 | 1,000,000.00 | 0.946 | 11/08/2018 | 0.00 | 1,005,595.00 | 0.00 | 0.00 | -1,956.00 | 1,003,639.00 |
| 223 | FHLBS | ESF | 04/16/2015 | 3,125.00 | 1,000,000.00 | 0.00 | 0.00 | 0.00 | 1,000,000.00 |
| 3130A4R79 | 1,000,000.00 | 1.250 | 04/16/2020 | 0.00 | 999,970.00 | 0.00 | 0.00 | 252.00 | 1,000,222.00 |
| 230 | FHLMCS | ESF | 06/25/2015 | 2,291.67 | 0.00 | 999,500.00 | 0.00 | 999,866.67 | 999,866.67 |
| 3134G7AD3 | 1,000,000.00 | 1.260 | 06/25/2020 | 0.00 | 0.00 | 999,500.00 | 0.00 | 999,657.00 | 999,657.00 |
| Sub Totals For: Fund: Escrow Sinking Fund | | | | 9,220.27 | 3,042,001.57 | 3,003,281.83 | 1,999,501.84 | 1,004,167.49 | 4,046,169.06 |
| | | | | 3,781.83 | 3,048,423.91 | 3,003,281.83 | 1,999,501.84 | 1,001,661.99 | 4,050,085.90 |
| Fund: Jem Res-Sec 125 | | | | | | | | | |
| 115 | JPMC | JRS | 11/01/2011 | 0.00 | 324,623.34 | 149,667.34 | 134,241.95 | 15,425.39 | 340,048.73 |
| 1250 | 340,048.73 | 0.000 | / / | 0.00 | 324,623.34 | 149,667.34 | 134,241.95 | 15,425.39 | 340,048.73 |
| Sub Totals For: Fund: Jem Res-Sec 125 | | | | 0.00 | 324,623.34 | 149,667.34 | 134,241.95 | 15,425.39 | 340,048.73 |
| | | | | 0.00 | 324,623.34 | 149,667.34 | 134,241.95 | 15,425.39 | 340,048.73 |
| Fund: Maintenance & Operat | | | | | | | | | |
| 16 | TXPOOL | OPER | 09/01/2006 | 13,549.37 | 139,079,234.82 | 52,299,679.10 | 131,348,097.35 | -79,048,418.25 | 60,030,816.57 |
| 999999993 | 60,030,816.57 | 0.071 | / / | 13,549.37 | 139,079,234.82 | 52,299,679.10 | 131,348,097.35 | -79,048,418.25 | 60,030,816.57 |
| 17 | TPRIME | OPER | 09/01/2006 | 892.10 | 2,931,923.95 | 892.10 | 0.00 | 892.10 | 2,932,816.05 |
| 999999994 | 2,932,816.05 | 0.139 | / / | 892.10 | 2,931,923.95 | 892.10 | 0.00 | 892.10 | 2,932,816.05 |
| 105 | JPMC | OPER | 06/01/2011 | 0.00 | 19,082,648.18 | 645,381.79 | 1,466,437.31 | -821,055.52 | 18,261,592.66 |
| 3173 | 18,261,592.66 | 0.000 | / / | 0.00 | 19,082,648.18 | 645,381.79 | 1,466,437.31 | -821,055.52 | 18,261,592.66 |
| 198 | EWB | OPER | 09/01/2014 | 7,574.06 | 20,030,257.64 | 15,147.15 | 7,573.09 | 7,574.06 | 20,037,831.70 |
| 72000240 | 20,037,831.70 | 0.150 | / / | 7,573.09 | 20,030,257.64 | 15,147.15 | 7,573.09 | 7,574.06 | 20,037,831.70 |
| 157 | GUTSD | OPER | 05/28/2013 | 0.00 | 1,005,000.00 | 0.00 | 1,005,000.00 | -1,005,000.00 | 0.00 |
| 387460KY3 | 0.00 | 0.000 | 06/01/2015 | 10,050.00 | 1,005,000.00 | 0.00 | 1,005,000.00 | -1,005,000.00 | 0.00 |
| 205 | EWB | OPER | 07/23/2014 | 2,873.72 | 5,038,958.91 | 6,243.85 | 5,045,202.76 | -5,038,958.91 | 0.00 |
| 172311617A | 0.00 | 0.000 | 07/23/2015 | 6,243.85 | 5,038,958.91 | 6,243.85 | 5,045,202.76 | -5,038,958.91 | 0.00 |

Lewisville ISD
Texas Compliance Change in Val Report
June 1, 2015 - August 31, 2015

| Inv # | Issuer | Fund | Purch Date | Interest Accrual | Beginning Book Value | | | | Ending Book Value |
|------------|--------------|-------|------------|-------------------|------------------------|----------------------|--------------|-----------------|---------------------|
| Cusip | Par Value | YTM | Mat Date | Interest Received | Beginning Market Value | Purchases/ Additions | Redemptions | Change in Value | Ending Market Value |
| 180 | HAWAII | OPER | 11/21/2013 | 5,000.00 | 1,004,381.97 | 0.00 | 1,000,000.00 | -1,004,381.97 | 0.00 |
| 4197912K3 | 0.00 | 0.000 | 08/01/2015 | 15,000.00 | 1,004,650.00 | 0.00 | 1,000,000.00 | -1,004,650.00 | 0.00 |
| 197 | MIDDLE | OPER | 05/29/2014 | 2,663.33 | 801,324.29 | 0.00 | 799,000.00 | -801,324.29 | 0.00 |
| 597324LF7 | 0.00 | 0.000 | 08/01/2015 | 18,732.11 | 801,389.01 | 0.00 | 799,000.00 | -801,389.01 | 0.00 |
| 178 | SOCISD | OPER | 10/25/2013 | 9,866.67 | 969,034.10 | 0.00 | 960,000.00 | -969,034.10 | 0.00 |
| 833714M70 | 0.00 | 0.000 | 08/15/2015 | 24,000.00 | 969,379.20 | 0.00 | 960,000.00 | -969,379.20 | 0.00 |
| 191 | FHLMC | OPER | 03/24/2014 | 13,125.00 | 3,011,953.40 | 0.00 | 0.00 | -10,866.73 | 3,001,086.67 |
| 3137EACM9 | 3,000,000.00 | 0.296 | 09/10/2015 | 0.00 | 3,013,872.00 | 0.00 | 0.00 | -12,672.00 | 3,001,200.00 |
| 212 | EWB | OPER | 09/20/2014 | 5,062.25 | 5,016,767.68 | 5,005.49 | 0.00 | 5,005.49 | 5,021,773.17 |
| 172275929A | 5,021,773.17 | 0.400 | 09/20/2015 | 5,005.49 | 5,016,767.68 | 5,005.49 | 0.00 | 5,005.49 | 5,021,773.17 |
| 192 | FNMA | OPER | 03/24/2014 | 12,187.50 | 3,015,407.52 | 0.00 | 0.00 | -9,563.29 | 3,005,844.23 |
| 31398A4M1 | 3,000,000.00 | 0.345 | 10/26/2015 | 0.00 | 3,017,661.00 | 0.00 | 0.00 | -10,815.00 | 3,006,846.00 |
| 179 | WORCMA | OPER | 11/01/2013 | 21,350.00 | 2,166,584.66 | 0.00 | 0.00 | -18,950.80 | 2,147,633.86 |
| 981306ER0 | 2,135,000.00 | 0.430 | 11/01/2015 | 0.00 | 2,168,412.75 | 0.00 | 0.00 | -20,004.95 | 2,148,407.80 |
| 215 | EWB | OPER | 11/28/2014 | 5,063.54 | 5,018,046.13 | 5,006.77 | 0.00 | 5,006.77 | 5,023,052.90 |
| 172535690A | 5,023,052.90 | 0.400 | 11/28/2015 | 5,006.77 | 5,018,046.13 | 5,006.77 | 0.00 | 5,006.77 | 5,023,052.90 |
| 193 | FNMA | OPER | 03/24/2014 | 4,687.50 | 4,999,916.32 | 0.00 | 0.00 | 37.65 | 4,999,953.97 |
| 3135G0SB0 | 5,000,000.00 | 0.378 | 12/21/2015 | 9,375.00 | 5,004,555.00 | 0.00 | 0.00 | -2,135.00 | 5,002,420.00 |
| 221 | WYANCO | OPER | 02/26/2015 | 3,293.75 | 2,635,640.95 | 0.00 | 0.00 | -640.95 | 2,635,000.00 |
| 9826713P2 | 2,635,000.00 | 0.450 | 03/01/2016 | 0.00 | 2,635,606.05 | 0.00 | 0.00 | -8,300.25 | 2,627,305.80 |
| 222 | FHLBC | OPER | 03/30/2015 | 1,611.11 | 5,000,000.00 | 0.00 | 5,000,000.00 | -5,000,000.00 | 0.00 |
| 3130A4JV5 | 0.00 | 0.000 | 03/30/2016 | 5,000.00 | 4,999,605.00 | 0.00 | 5,000,000.00 | -4,999,605.00 | 0.00 |
| 225 | ONEIDA | OPER | 05/21/2015 | 9,042.50 | 3,634,440.59 | 0.00 | 0.00 | -4,497.57 | 3,629,943.02 |
| 6824548W6 | 3,617,000.00 | 0.500 | 05/20/2016 | 0.00 | 3,637,508.39 | 0.00 | 0.00 | -5,823.37 | 3,631,685.02 |
| 226 | ONEIDA | OPER | 05/21/2015 | 1.26 | 506.43 | 0.00 | 0.00 | -0.63 | 505.80 |
| 6824548W6 | 504.00 | 0.500 | 05/20/2016 | 0.00 | 506.86 | 0.00 | 0.00 | -0.81 | 506.05 |

Lewisville ISD
Texas Compliance Change in Val Report
June 1, 2015 - August 31, 2015

| Inv # | Issuer | Fund | Purch Date | Interest Accrual | Beginning Book Value | Purchases/ Additions | Redemptions | Change in Value | Ending Book Value |
|------------|---------------|-------|------------|-------------------|------------------------|----------------------|--------------|-----------------|---------------------|
| Cusip | Par Value | YTM | Mat Date | Interest Received | Beginning Market Value | | | | Ending Market Value |
| 202 | DANECO | OPER | 07/02/2014 | 343.13 | 2,733,253.47 | 0.00 | 0.00 | 2,936.63 | 2,736,190.10 |
| 2360915R1 | 2,745,000.00 | 0.480 | 06/01/2016 | 1,254.31 | 2,727,624.15 | 0.00 | 0.00 | 4,995.90 | 2,732,620.05 |
| 231 | INDBK | OPER | 06/22/2015 | 10,698.63 | 0.00 | 10,000,000.00 | 0.00 | 10,000,000.00 | 10,000,000.00 |
| 220006175 | 10,000,000.00 | 0.550 | 06/22/2016 | 0.00 | 0.00 | 10,000,000.00 | 0.00 | 10,000,000.00 | 10,000,000.00 |
| 200 | FHLMCC | OPER | 06/24/2014 | 6,250.00 | 5,000,000.00 | 0.00 | 0.00 | 0.00 | 5,000,000.00 |
| 3134G56P5 | 5,000,000.00 | 0.500 | 06/24/2016 | 12,500.00 | 5,000,385.00 | 0.00 | 0.00 | -665.00 | 4,999,720.00 |
| 210 | FFCB | OPER | 09/05/2014 | 3,125.00 | 2,499,419.19 | 0.00 | 0.00 | 130.68 | 2,499,549.87 |
| 3133EDQ96 | 2,500,000.00 | 0.521 | 07/11/2016 | 6,250.00 | 2,501,380.00 | 0.00 | 0.00 | 465.00 | 2,501,845.00 |
| 232 | LUCAS | OPER | 07/13/2015 | 6,006.67 | 0.00 | 5,317,384.00 | 0.00 | 5,315,066.13 | 5,315,066.13 |
| 54930LNV3 | 5,300,000.00 | 0.520 | 07/13/2016 | 0.00 | 0.00 | 5,317,384.00 | 0.00 | 5,313,886.00 | 5,313,886.00 |
| 234 | EWB | OPER | 07/23/2015 | 2,211.60 | 0.00 | 5,045,202.76 | 0.00 | 5,045,202.76 | 5,045,202.76 |
| 172311617B | 5,045,202.76 | 0.400 | 07/23/2016 | 0.00 | 0.00 | 5,045,202.76 | 0.00 | 5,045,202.76 | 5,045,202.76 |
| 209 | FHLB | OPER | 09/05/2014 | 3,125.00 | 2,496,678.83 | 0.00 | 0.00 | 688.72 | 2,497,367.55 |
| 3130A2UX2 | 2,500,000.00 | 0.611 | 08/15/2016 | 6,250.00 | 2,502,227.50 | 0.00 | 0.00 | -1,607.50 | 2,500,620.00 |
| 224 | ELPASO | OPER | 05/19/2015 | 9,499.00 | 1,217,501.88 | 0.00 | 0.00 | -7,776.89 | 1,209,724.99 |
| 283734MZ1 | 1,180,000.00 | 0.570 | 08/15/2016 | 9,076.82 | 1,214,703.80 | 0.00 | 0.00 | -5,970.80 | 1,208,733.00 |
| 229 | LASVEG | OPER | 06/18/2015 | 16,060.00 | 0.00 | 2,723,899.20 | 0.00 | 2,710,197.54 | 2,710,197.54 |
| 5178407D0 | 2,640,000.00 | 0.431 | 09/15/2016 | 0.00 | 0.00 | 2,723,899.20 | 0.00 | 2,714,316.00 | 2,714,316.00 |
| 211 | FHLBC | OPER | 09/23/2014 | 1,023.61 | 2,500,000.00 | 0.00 | 2,500,000.00 | -2,500,000.00 | 0.00 |
| 3130A2XD3 | 0.00 | 0.000 | 09/23/2016 | 4,187.50 | 2,500,665.00 | 0.00 | 2,500,000.00 | -2,500,665.00 | 0.00 |
| 218 | FHLBC | OPER | 12/30/2014 | 13,750.00 | 10,000,000.00 | 0.00 | 0.00 | 0.00 | 10,000,000.00 |
| 3130A3ME1 | 10,000,000.00 | 0.578 | 09/30/2016 | 0.00 | 10,003,890.00 | 0.00 | 0.00 | -1,340.00 | 10,002,550.00 |
| 228 | LASVEG | OPER | 06/01/2015 | 50,000.00 | 0.00 | 5,257,300.00 | 0.00 | 5,214,416.67 | 5,214,416.67 |
| 5178406R0 | 5,000,000.00 | 0.550 | 12/01/2016 | 0.00 | 0.00 | 5,257,300.00 | 0.00 | 5,226,400.00 | 5,226,400.00 |
| 207 | FHLMCS | OPER | 09/02/2014 | 1,500.00 | 5,000,000.00 | 0.00 | 5,000,000.00 | -5,000,000.00 | 0.00 |
| 3134G4N79 | 0.00 | 0.000 | 12/19/2016 | 15,000.00 | 5,000,735.00 | 0.00 | 5,000,000.00 | -5,000,735.00 | 0.00 |

Lewisville ISD
Texas Compliance Change in Val Report
June 1, 2015 - August 31, 2015

| Inv # | Issuer | Fund | Purch Date | Interest Accrual | Beginning Book Value | Purchases/ Additions | Redemptions | Change in Value | Ending Book Value |
|---|--------------|-------|------------|-------------------|------------------------|----------------------|----------------|-----------------|---------------------|
| Cusip | Par Value | YTM | Mat Date | Interest Received | Beginning Market Value | | | | Ending Market Value |
| 235 | FHLMCC | OPER | 07/23/2015 | 3,430.56 | 0.00 | 5,000,000.00 | 0.00 | 5,000,000.00 | 5,000,000.00 |
| 3134G7GM7 | 5,000,000.00 | 0.650 | 01/23/2017 | 0.00 | 0.00 | 5,000,000.00 | 0.00 | 4,992,735.00 | 4,992,735.00 |
| 227 | FHLMCC | OPER | 05/28/2015 | 11,250.00 | 5,000,000.00 | 0.00 | 0.00 | 0.00 | 5,000,000.00 |
| 3134G63D3 | 5,000,000.00 | 0.900 | 08/28/2017 | 11,250.00 | 5,001,805.00 | 0.00 | 0.00 | -3,285.00 | 4,998,520.00 |
| 217 | FHLBS | OPER | 12/12/2014 | 763.89 | 5,000,000.00 | 0.00 | 5,000,000.00 | -5,000,000.00 | 0.00 |
| 3130A3JY1 | 0.00 | 0.000 | 12/12/2017 | 12,500.00 | 5,000,390.00 | 0.00 | 5,000,000.00 | -5,000,390.00 | 0.00 |
| Sub Totals For: Fund: Maintenance & Operat | | | | 256,880.75 | 265,888,880.91 | 86,321,142.21 | 159,131,310.51 | -72,933,314.70 | 192,955,566.21 |
| | | | | 198,696.41 | 265,909,788.02 | 86,321,142.21 | 159,131,310.51 | -72,946,386.49 | 192,963,401.53 |
| Fund: Worker's Compensatio | | | | | | | | | |
| 25 | TPRIME | WC | 09/01/2006 | 1,109.86 | 3,647,346.37 | 1,109.86 | 0.00 | 1,109.86 | 3,648,456.23 |
| 999999994 | 3,648,456.23 | 0.139 | / / | 1,109.86 | 3,647,346.37 | 1,109.86 | 0.00 | 1,109.86 | 3,648,456.23 |
| 26 | TXPOOL | WC | 09/01/2006 | 576.29 | 3,567,393.11 | 576.29 | 0.00 | 576.29 | 3,567,969.40 |
| 999999993 | 3,567,969.40 | 0.071 | / / | 576.29 | 3,567,393.11 | 576.29 | 0.00 | 576.29 | 3,567,969.40 |
| 106 | JPMC | WC | 06/01/2011 | 0.00 | 240,696.64 | 0.00 | 187,926.27 | -187,926.27 | 52,770.37 |
| 7958 | 52,770.37 | 0.000 | / / | 0.00 | 240,696.64 | 0.00 | 187,926.27 | -187,926.27 | 52,770.37 |
| Sub Totals For: Fund: Worker's Compensatio | | | | 1,686.15 | 7,455,436.12 | 1,686.15 | 187,926.27 | -186,240.12 | 7,269,196.00 |
| | | | | 1,686.15 | 7,455,436.12 | 1,686.15 | 187,926.27 | -186,240.12 | 7,269,196.00 |
| Report Grand Totals: | | | | 312,017.79 | 498,737,197.91 | 139,852,441.02 | 326,584,175.76 | -184,571,964.43 | 314,165,233.48 |
| | | | | 249,716.11 | 498,764,527.36 | 139,852,441.02 | 326,584,175.76 | -184,587,541.72 | 314,176,985.64 |