



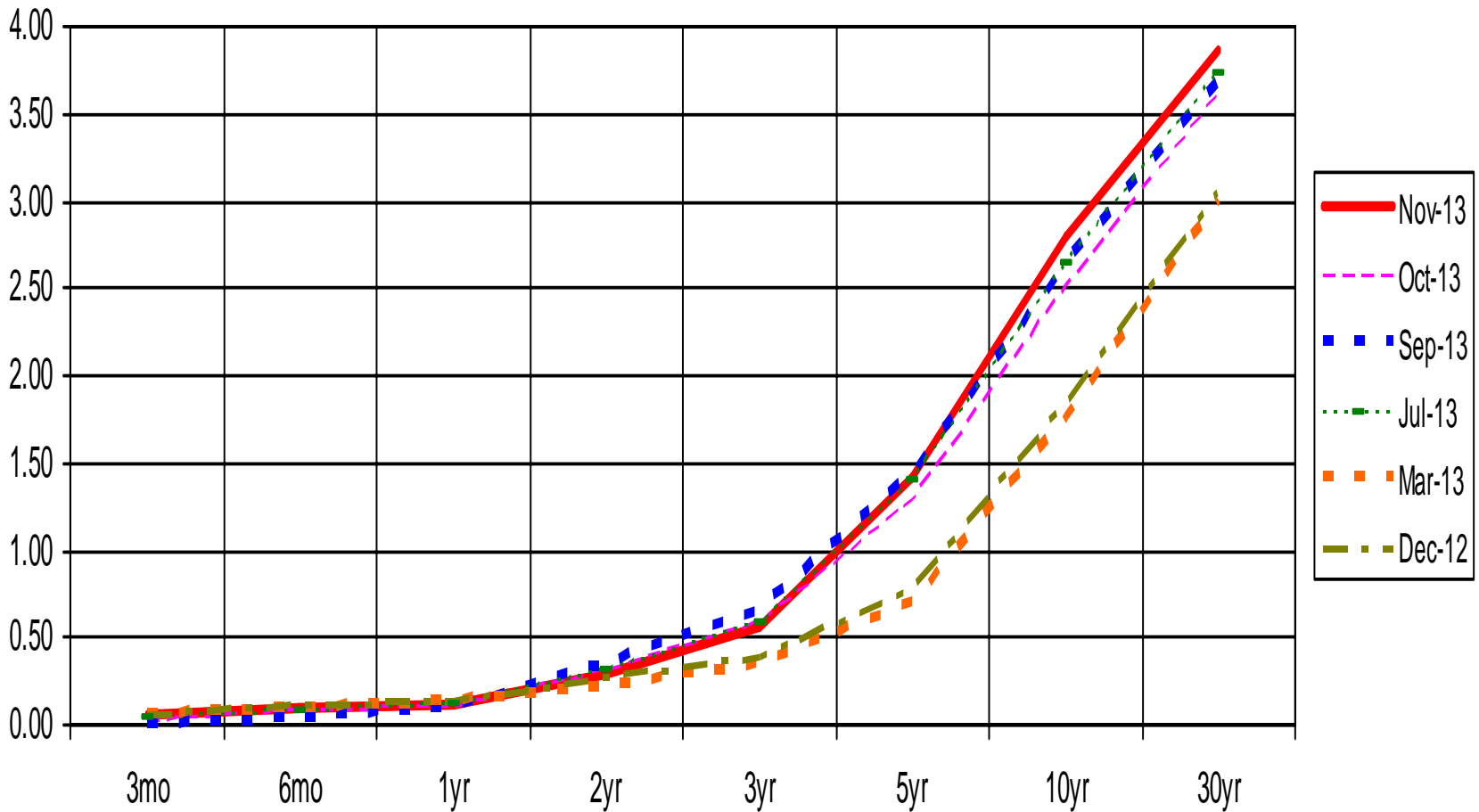
Quarterly Investment Report
August 31, 2013 – November 30, 2013

PATTERSON & ASSOCIATES



INVESTMENT PROFESSIONALS

Waiting on the TaperAgain




End of Month Rates - Full Yield Curve – Fed Funds to 30yr

Lewisville Independent School District
 Monthly Investment Report
 September 1, 2013 – November 30, 2013

Portfolio Summary Management Report

| <u>LISD Operating Funds</u> | | | |
|---|----------------|---|----------------|
| <u>Portfolio as of 08/31/13:</u> | | <u>Portfolio as of 11/30/13:</u> | |
| Beginning Book Value | \$ 330,702,463 | Ending Book Value | \$ 343,029,537 |
| Beginning Market Value | \$ 330,664,991 | Ending Market Value | \$ 343,028,163 |
| | | Investment Income for the period | \$ 133,040 |
| | | Unrealized Gain/Loss | \$ (1,374) |
| WAM at Beginning Period Date ¹ | 101 days | Capitalized Gains/Losses for the period | \$ 0 |
| | | WAM at Ending Period Date ¹ | 74 days |
| <i>(Increase in market value is due to seasonal cash inflows)</i> | | Change in Market Value ² | \$ 12,363,172 |
| Average Yield for the period ending 11/30/13 | | 0.166% | |
| Average Yield 180-Day Treasury Bill for period | | 0.070% | |

 Karla Stastny, Senior Budget Accountant
 Lewisville ISD



 Linda T. Patterson, Investment Advisor, LISD
 Patterson & Associates

 Theresa Maniscalco, Executive Director of Budget
 Lewisville ISD

 Tanya Wilson, Accountant
 Lewisville ISD

Patterson & Associates has assisted in the preparation of this consolidated investment report, with additional input provided by Texpool and LISD.

¹ WAM – weighted average maturity

² “Change in Market Value” is required data, but will primarily reflect the receipt and expenditure of the District’s funds from month to month.



Lewisville ISD
 Portfolio Management
 Portfolio Summary
 November 30, 2013

Patterson & Associates
 901 S. MoPac
 Suite 195
 Austin, TX 78746

| Investments | Par Value | Market Value | Book Value | % of Portfolio | Term | Days to Maturity | YTM 365 Equiv. |
|---|-----------------------|-----------------------|-----------------------|----------------|------------|------------------|----------------|
| Federal Agency Coupon Securities | 19,000,000.00 | 18,994,150.00 | 18,997,222.92 | 5.54 | 838 | 659 | 0.458 |
| Municipal Bonds | 60,095,000.00 | 60,727,291.20 | 60,725,591.86 | 17.70 | 353 | 170 | 0.371 |
| TexPool | 220,156,098.20 | 220,156,098.20 | 220,156,098.20 | 64.18 | 1 | 1 | 0.066 |
| TexPool Prime | 9,303,879.38 | 9,303,879.38 | 9,303,879.38 | 2.71 | 1 | 1 | 0.077 |
| JPMorgan Chase Bank Accounts | 23,827,946.12 | 23,827,946.12 | 23,827,946.12 | 6.95 | 1 | 1 | 0.000 |
| Bank of Texas - Escrow Account | 9,209.51 | 9,209.51 | 9,209.51 | 0.00 | 1 | 1 | 0.020 |
| CD's - Interest Quarterly | 10,009,589.04 | 10,009,589.04 | 10,009,589.04 | 2.92 | 365 | 234 | 0.500 |
| Investments | 342,401,722.25 | 343,028,163.45 | 343,029,537.03 | 100.00% | 120 | 74 | 0.150 |
| Cash and Accrued Interest | | | | | | | |
| Accrued Interest at Purchase | | 43,060.82 | 43,060.82 | | | | |
| Ending Accrued Interest | | 400,057.74 | 400,057.74 | | | | |
| Subtotal | | 443,118.56 | 443,118.56 | | | | |
| Total Cash and Investments Value | 342,401,722.25 | 343,471,282.01 | 343,472,655.59 | | 120 | 74 | 0.150 |

| Total Earnings | November 30 Month Ending | Fiscal Year To Date |
|----------------|--------------------------|---------------------|
| Current Year | 43,949.72 | 133,040.01 |

The following reports are submitted in accordance with the Public Funds Investment Act (Texas Gov't Code 2256). The reports also offer supplemental information not required by the Act in order to fully inform the governing body of the Lewisville Independent School District of the position and activity within the District's portfolio of investments. The reports include a management summary overview, a detailed inventory report for the end of the period, a transaction report, as well as graphic representations of the portfolio to provide full disclosure to the governing body.

Karla Stastny, Senior Budget Accountant



**Lewisville ISD
Summary by Type
November 30, 2013
Grouped by Fund**

Patterson & Associates
901 S. MoPac
Suite 195
Austin, TX 78746
-

| Security Type | Number of Investments | Par Value | Book Value | % of Portfolio | Average YTM 365 | Average Days to Maturity |
|-----------------------------------|--------------------------|----------------------|----------------------|-------------------|--------------------|-----------------------------|
| Fund: Capital Project #637 | | | | | | |
| TexPool Prime | 1 | 18,001.76 | 18,001.76 | 0.01 | 0.086 | 1 |
| TexPool | 1 | 239,799.81 | 239,799.81 | 0.07 | 0.045 | 1 |
| Subtotal | 2 | 257,801.57 | 257,801.57 | 0.08 | 0.048 | 1 |
| Fund: Capital Project #639 | | | | | | |
| TexPool Prime | 1 | 1,115,289.16 | 1,115,289.16 | 0.33 | 0.077 | 1 |
| TexPool | 1 | 20,507.57 | 20,507.57 | 0.01 | 0.045 | 1 |
| Subtotal | 2 | 1,135,796.73 | 1,135,796.73 | 0.34 | 0.077 | 1 |
| Fund: Capital Project #641 | | | | | | |
| TexPool | 1 | 796,836.43 | 796,836.43 | 0.23 | 0.045 | 1 |
| Subtotal | 1 | 796,836.43 | 796,836.43 | 0.23 | 0.045 | 1 |
| Fund: Capital Project #642 | | | | | | |
| TexPool | 1 | 5,338,723.56 | 5,338,723.56 | 1.56 | 0.045 | 1 |
| Subtotal | 1 | 5,338,723.56 | 5,338,723.56 | 1.56 | 0.045 | 1 |
| Fund: Capital Project #643 | | | | | | |
| TexPool | 1 | 9,377,974.59 | 9,377,974.59 | 2.73 | 0.045 | 1 |
| Subtotal | 1 | 9,377,974.59 | 9,377,974.59 | 2.73 | 0.045 | 1 |
| Fund: Capital Project #644 | | | | | | |
| TexPool | 1 | 11,012,175.60 | 11,012,175.60 | 3.21 | 0.045 | 1 |
| Subtotal | 1 | 11,012,175.60 | 11,012,175.60 | 3.21 | 0.045 | 1 |
| Fund: Capital Project #645 | | | | | | |
| TexPool | 1 | 53,962,793.14 | 53,962,793.14 | 15.73 | 0.045 | 1 |
| Subtotal | 1 | 53,962,793.14 | 53,962,793.14 | 15.73 | 0.045 | 1 |
| Fund: Capital Project #646 | | | | | | |

Lewisville ISD
Summary by Type
November 30, 2013
Grouped by Fund

| Security Type | Number of Investments | Par Value | Book Value | % of Portfolio | Average YTM 365 | Average Days to Maturity |
|---|-----------------------|-----------------------|-----------------------|----------------|-----------------|--------------------------|
| Fund: Capital Project #646 | | | | | | |
| TexPool | 1 | 70,000,907.69 | 70,000,907.69 | 20.41 | 0.045 | 1 |
| Subtotal | 1 | 70,000,907.69 | 70,000,907.69 | 20.41 | 0.045 | 1 |
| Fund: Debt Service | | | | | | |
| CD's - Interest Quarterly | 1 | 5,004,794.52 | 5,004,794.52 | 1.46 | 0.500 | 234 |
| Municipal Bonds | 5 | 4,495,000.00 | 4,622,490.06 | 1.35 | 0.392 | 257 |
| JPMorgan Chase Bank Accounts | 1 | 5,064,501.60 | 5,064,501.60 | 1.48 | 0.000 | 1 |
| TexPool Prime | 1 | 1,098,404.73 | 1,098,404.73 | 0.32 | 0.077 | 1 |
| TexPool | 1 | 11,975,881.81 | 11,975,881.81 | 3.49 | 0.446 | 1 |
| Subtotal | 9 | 27,638,582.66 | 27,766,072.72 | 8.10 | 0.351 | 86 |
| Fund: Escrow Sinking Fund | | | | | | |
| Bank of Texas - Escrow Account | 1 | 9,209.51 | 9,209.51 | 0.00 | 0.020 | 1 |
| Federal Agency Coupon Securities | 2 | 2,000,000.00 | 1,997,675.33 | 0.58 | 0.994 | 1,775 |
| Subtotal | 3 | 2,009,209.51 | 2,006,884.84 | 0.58 | 0.989 | 1,767 |
| Fund: Jem Res-Sec 125 | | | | | | |
| JPMorgan Chase Bank Accounts | 1 | 166,314.77 | 166,314.77 | 0.05 | 0.000 | 1 |
| Subtotal | 1 | 166,314.77 | 166,314.77 | 0.05 | 0.000 | 1 |
| Fund: Maintenance & Operations | | | | | | |
| CD's - Interest Quarterly | 1 | 5,004,794.52 | 5,004,794.52 | 1.46 | 0.500 | 234 |
| Federal Agency Coupon Securities | 2 | 17,000,000.00 | 16,999,547.59 | 4.96 | 0.395 | 528 |
| JPMorgan Chase Bank Accounts | 1 | 18,247,549.57 | 18,247,549.57 | 5.32 | 0.000 | 1 |
| TexPool Prime | 1 | 2,928,877.07 | 2,928,877.07 | 0.85 | 0.077 | 1 |
| TexPool | 1 | 52,865,256.28 | 52,865,256.28 | 15.41 | 0.045 | 1 |
| Municipal Bonds | 15 | 55,600,000.00 | 56,103,101.80 | 16.36 | 0.369 | 163 |
| Subtotal | 21 | 151,646,477.44 | 152,149,126.83 | 44.36 | 0.213 | 127 |
| Fund: Worker's Compensation Fund | | | | | | |
| JPMorgan Chase Bank Accounts | 1 | 349,580.18 | 349,580.18 | 0.10 | 0.000 | 1 |
| TexPool Prime | 1 | 4,143,306.66 | 4,143,306.66 | 1.21 | 0.077 | 1 |

Lewisville ISD
 Summary by Type
 November 30, 2013
 Grouped by Fund

| Security Type | Number of Investments | Par Value | Book Value | % of Portfolio | Average YTM 365 | Average Days to Maturity |
|---|--------------------------|-----------------------|-----------------------|-------------------|--------------------|-----------------------------|
| Fund: Worker's Compensation Fund | | | | | | |
| TexPool | 1 | 4,565,241.72 | 4,565,241.72 | 1.33 | 0.045 | 1 |
| Subtotal | 3 | 9,058,128.56 | 9,058,128.56 | 2.64 | 0.058 | 1 |
| Total and Average | 47 | 342,401,722.25 | 343,029,537.03 | 100.00 | 0.150 | 74 |



Lewisville ISD Cash Reconciliation Report For the Period September 1, 2013 - November 30, 2013 Grouped by Fund

Patterson & Associates
901 S. MoPac
Suite 195
Austin, TX 78746
-

| Trans. Date | Investment # | Fund | Trans. Type | Security ID | Par Value | Security Description | Maturity Date | Purchases | Interest | Redemptions | Cash |
|-------------------------------------|--------------|------|-------------|-------------|---------------|-------------------------|---------------|----------------------|------------------|---------------------|--------------------|
| Debt Service | | | | | | | | | | | |
| 09/27/2013 | 171 | DS | Purchase | 4140043H2 | 650,000.00 | HARRIS 0.7M 5.00% Mat. | 08/15/2014 | -676,923.00 | -3,791.67 | 0.00 | -680,714.67 |
| 09/27/2013 | 172 | DS | Purchase | 283734MB4 | 2,270,000.00 | ELPASO 2.3M 3.61% Mat. | 08/15/2014 | -2,333,764.30 | -9,560.48 | 0.00 | -2,343,324.78 |
| 09/27/2013 | 173 | DS | Purchase | 283734HG9 | 1,175,000.00 | ELPASO 1.2M 5.77% Mat. | 08/15/2014 | -1,230,354.25 | -7,909.71 | 0.00 | -1,238,263.96 |
| 09/27/2013 | 174 | DS | Purchase | 442402C43 | 200,000.00 | HOUSTX 0.2M 6.30% Mat. | 08/15/2014 | -210,576.00 | -1,470.00 | 0.00 | -212,046.00 |
| 09/27/2013 | 175 | DS | Purchase | 1175652F7 | 200,000.00 | BRYAN 0.2M 2.00% Mat. | 08/15/2014 | -202,996.00 | -466.67 | 0.00 | -203,462.67 |
| 09/30/2013 | 164 | DS | Interest | 172571152 | 5,000,000.00 | EWB 5.0M 0.50% Mat. | 07/23/2014 | 0.00 | 4,794.52 | 0.00 | 4,794.52 |
| 09/30/2013 | 164 | DS | Interest | 172571152 | 5,000,000.00 | EWB 5.0M 0.50% Mat. | 07/23/2014 | -4,794.52 | 0.00 | 0.00 | -4,794.52 |
| 11/26/2013 | 142 | DS | Interest | 3134G3W71 | 5,000,000.00 | FHLMCC 5.0M 0.35% Mat. | 11/26/2014 | 0.00 | 8,750.00 | 0.00 | 8,750.00 |
| 11/26/2013 | 142 | DS | Call | 3134G3W71 | 5,000,000.00 | 0.0M 0.35% | 11/26/2014 | 0.00 | 0.00 | 5,000,000.00 | 5,000,000.00 |
| Subtotal | | | | | | | | -4,659,408.07 | -9,654.01 | 5,000,000.00 | 330,937.92 |
| Escrow Sinking Fund | | | | | | | | | | | |
| 09/13/2013 | 169 | ESF | Purchase | 3136G1TL3 | 1,000,000.00 | FNMAS 1.0M 1.00% Mat. | 09/13/2018 | -998,000.00 | 0.00 | 0.00 | -998,000.00 |
| 11/08/2013 | 139 | ESF | Interest | 3136G02S9 | 1,000,000.00 | FNMAS 1.0M 0.63% Mat. | 11/08/2018 | 0.00 | 3,125.00 | 0.00 | 3,125.00 |
| Subtotal | | | | | | | | -998,000.00 | 3,125.00 | 0.00 | -994,875.00 |
| Maintenance & Operations | | | | | | | | | | | |
| 09/12/2013 | 158 | OPER | Interest | 86476PHS0 | 1,000,000.00 | SCNY 1.0M 2.00% Mat. | 09/12/2013 | 0.00 | 19,611.11 | 0.00 | 19,611.11 |
| 09/12/2013 | 158 | OPER | Maturity | 86476PHS0 | 1,000,000.00 | SCNY 1.0M 2.00% Mat. | 09/12/2013 | 0.00 | 0.00 | 1,000,000.00 | 1,000,000.00 |
| 09/15/2013 | 160 | OPER | Interest | 6775193Y4 | 5,000,000.00 | OHST 5.0M 5.00% Mat. | 03/15/2014 | 0.00 | 125,000.00 | 0.00 | 125,000.00 |
| 09/27/2013 | 170 | OPER | Purchase | 152735VD5 | 2,435,000.00 | CENBSD 2.4M 2.00% Mat. | 05/15/2014 | -2,461,151.90 | -17,856.67 | 0.00 | -2,479,008.57 |
| 09/30/2013 | 165 | OPER | Interest | 172311617 | 5,000,000.00 | EWB 5.0M 0.50% Mat. | 07/23/2014 | 0.00 | 4,794.52 | 0.00 | 4,794.52 |
| 09/30/2013 | 165 | OPER | Interest | 172311617 | 5,000,000.00 | EWB 5.0M 0.50% Mat. | 07/23/2014 | -4,794.52 | 0.00 | 0.00 | -4,794.52 |
| 10/01/2013 | 134 | OPER | Interest | 64966JQT6 | 800,000.00 | NYNYT 0.8M 1.00% Mat. | 10/01/2013 | 0.00 | 4,000.00 | 0.00 | 4,000.00 |
| 10/01/2013 | 150 | OPER | Interest | 64966H4A5 | 1,430,000.00 | NYNYT 1.4M 1.72% Mat. | 10/01/2013 | 0.00 | 12,298.00 | 0.00 | 12,298.00 |
| 10/01/2013 | 134 | OPER | Maturity | 64966JQT6 | 800,000.00 | NYNYT 0.8M 1.00% Mat. | 10/01/2013 | 0.00 | 0.00 | 800,000.00 | 800,000.00 |
| 10/01/2013 | 150 | OPER | Maturity | 64966H4A5 | 1,430,000.00 | NYNYT 1.4M 1.72% Mat. | 10/01/2013 | 0.00 | 0.00 | 1,430,000.00 | 1,430,000.00 |
| 10/25/2013 | 177 | OPER | Purchase | 186072QR8 | 1,065,000.00 | CLEVEC 1.1M 1.25% Mat. | 03/01/2015 | -1,078,035.60 | -8,653.13 | 0.00 | -1,086,688.73 |
| 10/25/2013 | 178 | OPER | Purchase | 833714M70 | 960,000.00 | SOCISD 1.0M 5.00% Mat. | 08/15/2015 | -1,039,353.60 | -9,333.33 | 0.00 | -1,048,686.93 |
| 11/01/2013 | 179 | OPER | Purchase | 981306ER0 | 2,135,000.00 | WORCMA 2.1M 4.00% Mat. | 11/01/2015 | -2,286,606.35 | 0.00 | 0.00 | -2,286,606.35 |
| 11/15/2013 | 140 | OPER | Interest | 695160HQ0 | 10,000,000.00 | OBNYGO 10.0M 2.00% Mat. | 11/15/2013 | 0.00 | 199,444.44 | 0.00 | 199,444.44 |
| 11/15/2013 | 170 | OPER | Interest | 152735VD5 | 2,435,000.00 | CENBSD 2.4M 2.00% Mat. | 05/15/2014 | 0.00 | 24,350.00 | 0.00 | 24,350.00 |
| 11/15/2013 | 140 | OPER | Maturity | 695160HQ0 | 10,000,000.00 | OBNYGO 10.0M 2.00% Mat. | 11/15/2013 | 0.00 | 0.00 | 10,000,000.00 | 10,000,000.00 |
| 11/20/2013 | 156 | OPER | Interest | 3133ECPN8 | 2,000,000.00 | FFCBC 2.0M 0.18% Mat. | 11/20/2014 | 0.00 | 1,800.00 | 0.00 | 1,800.00 |
| 11/21/2013 | 180 | OPER | Purchase | 4197912K3 | 1,000,000.00 | HAWAII 1.0M 3.00% Mat. | 08/01/2015 | -1,044,550.00 | 0.00 | 0.00 | -1,044,550.00 |
| 11/26/2013 | 141 | OPER | Interest | 3134G3W71 | 10,000,000.00 | FHLMCC 10.0M 0.35% Mat. | 11/26/2014 | 0.00 | 17,500.00 | 0.00 | 17,500.00 |
| 11/26/2013 | 141 | OPER | Call | 3134G3W71 | 10,000,000.00 | 0.0M 0.35% | 11/26/2014 | 0.00 | 0.00 | 10,000,000.00 | 10,000,000.00 |

Portfolio LEWI
AP

Lewisville ISD

Cash Reconciliation Report

For the Period September 1, 2013 - November 30, 2013

| Trans. Date | Investment # | Fund | Trans. Type | Security ID | Par Value | Security Description | Maturity Date | Purchases | Interest | Redemptions | Cash |
|-------------|--------------|------|-------------|-------------|-----------|----------------------|---------------|----------------|------------|---------------|---------------|
| | | | | | | | Subtotal | -7,914,491.97 | 372,954.94 | 23,230,000.00 | 15,688,462.97 |
| | | | | | | | Total | -13,571,900.04 | 366,425.93 | 28,230,000.00 | 15,024,525.89 |



**Lewisville ISD
Purchases Report
Sorted by Fund - Fund
September 1, 2013 - November 30, 2013**

Patterson & Associates
901 S. MoPac
Suite 195
Austin, TX 78746
-

| CUSIP | Investment # | Fund | Sec. Type | Issuer | Original Par Value | Purchase Date | Payment Periods | Principal Purchased | Accrued Interest at Purchase | Rate at Purchase | Maturity Date | YTM | Ending Book Value |
|-------------------------------------|--------------|--------|-----------|------------------------|----------------------|---------------|-----------------|----------------------|------------------------------|------------------|---------------|--------|----------------------|
| Capital Project #646 | | | | | | | | | | | | | |
| 999999993 | 181 | CP0646 | RRP | TXPOOL | 70,000,000.00 | 11/01/2013 | / - Monthly | 70,000,000.00 | | 0.045 | | 0.045 | 70,000,907.69 |
| | | | | Subtotal | 70,000,000.00 | | | 70,000,000.00 | 0.00 | | | | 70,000,907.69 |
| Debt Service | | | | | | | | | | | | | |
| 1175652F7 | 175 | DS | MC1 | BRYAN | 200,000.00 | 09/27/2013 | 02/15 - 08/15 | 202,996.00 | 466.67 | 2.000 | 08/15/2014 | 0.300 | 202,393.03 |
| 283734MB4 | 172 | DS | MC1 | ELPASO | 2,270,000.00 | 09/27/2013 | 02/15 - 08/15 | 2,333,764.30 | 9,560.48 | 3.610 | 08/15/2014 | 0.420 | 2,320,931.23 |
| 283734HG9 | 173 | DS | MC1 | ELPASO | 1,175,000.00 | 09/27/2013 | 02/15 - 08/15 | 1,230,354.25 | 7,909.71 | 5.770 | 08/15/2014 | 0.421 | 1,219,213.77 |
| 4140043H2 | 171 | DS | MC1 | HARRIS | 650,000.00 | 09/27/2013 | 02/15 - 08/15 | 676,923.00 | 3,791.67 | 5.000 | 08/15/2014 | 0.301 | 671,504.53 |
| 442402C43 | 174 | DS | MC1 | HOUSTX | 200,000.00 | 09/27/2013 | 02/15 - 08/15 | 210,576.00 | 1,470.00 | 6.300 | 08/15/2014 | 0.301 | 208,447.50 |
| | | | | Subtotal | 4,495,000.00 | | | 4,654,613.55 | 23,198.53 | | | | 4,622,490.06 |
| Escrow Sinking Fund | | | | | | | | | | | | | |
| 3136G1TL3 | 169 | ESF | FAC | FNMAS | 1,000,000.00 | 09/13/2013 | 03/13 - 09/13 | 998,000.00 | | 1.000 | 09/13/2018 | 1.041 | 998,086.67 |
| | | | | Subtotal | 1,000,000.00 | | | 998,000.00 | 0.00 | | | | 998,086.67 |
| Maintenance & Operations | | | | | | | | | | | | | |
| 152735VD5 | 170 | OPER | MC1 | CENBSD | 2,435,000.00 | 09/27/2013 | 11/15 - 05/15 | 2,461,151.90 | Received | 2.000 | 05/15/2014 | 0.301 | 2,453,811.02 |
| 186072QR8 | 177 | OPER | MC1 | CLEVEC | 1,065,000.00 | 10/25/2013 | 03/01 - 09/01 | 1,078,035.60 | 8,653.13 | 1.250 | 03/01/2015 | -0.574 | 1,077,070.00 |
| 833714M70 | 178 | OPER | MC1 | SOCISD | 960,000.00 | 10/25/2013 | 02/15 - 08/15 | 1,039,353.60 | 9,333.33 | 5.000 | 08/15/2015 | 0.400 | 1,034,958.63 |
| 981306ER0 | 179 | OPER | MC1 | WORCMA | 2,135,000.00 | 11/01/2013 | 05/01 - 11/01 | 2,286,606.35 | | 4.000 | 11/01/2015 | 0.430 | 2,280,289.42 |
| 4197912K3 | 180 | OPER | MC1 | HAWAII | 1,000,000.00 | 11/21/2013 | 02/01 - 08/01 | 1,044,550.00 | | 3.000 | 08/01/2015 | 0.361 | 1,043,819.67 |
| | | | | Subtotal | 7,595,000.00 | | | 7,909,697.45 | 17,986.46 | | | | 7,889,948.74 |
| | | | | Total Purchases | 83,090,000.00 | | | 83,562,311.00 | 41,184.99 | | | | 83,511,433.16 |

Received = Accrued Interest at Purchase was received by report ending date.



**Lewisville ISD
Maturity Report
Sorted by Maturity Date**

Patterson & Associates
901 S. MoPac
Suite 195
Austin, TX 78746
-

Amounts due during September 1, 2013 - November 30, 2013

| CUSIP | Investment # | Fund | Sec. Type | Issuer | Par Value | Maturity Date | Purchase Date | Rate at Maturity | Book Value at Maturity | Interest | Maturity Proceeds | Net Income |
|-------------------------|--------------|------|--------------|--------|----------------------|------------------|------------------|---------------------|---------------------------|-------------------|----------------------|-------------------|
| 86476PHS0 | 158 | OPER | MC1 | SCNY | 1,000,000.00 | 09/12/2013 | 06/04/2013 | 2.000 | 1,000,000.00 | 19,611.11 | 1,019,611.11 | 19,611.11 |
| 64966JQT6 | 134 | OPER | MC1 | NYNYT | 800,000.00 | 10/01/2013 | 09/20/2012 | 1.000 | 800,000.00 | 4,000.00 | 804,000.00 | 4,000.00 |
| 64966H4A5 | 150 | OPER | MC1 | NYNYT | 1,430,000.00 | 10/01/2013 | 03/12/2013 | 1.720 | 1,430,000.00 | 12,298.00 | 1,442,298.00 | 12,298.00 |
| 695160HQ0 | 140 | OPER | MC1 | OBNYGO | 10,000,000.00 | 11/15/2013 | 11/16/2012 | 2.000 | 10,000,000.00 | 199,444.44 | 10,199,444.44 | 199,444.44 |
| Total Maturities | | | | | 13,230,000.00 | | | | 13,230,000.00 | 235,353.55 | 13,465,353.55 | 235,353.55 |



**Lewisville ISD
Sales/Call Report
Sorted by Maturity Date - Fund
September 1, 2013 - November 30, 2013**

Patterson & Associates
901 S. MoPac
Suite 195
Austin, TX 78746
-

| CUSIP | Investment # | Fund | Issuer Sec. Type | Purchase Date | Redem. Date Matur. Date | Par Value | Rate at Redem. | Book Value at Redem. | Redemption Principal | Redemption Interest | Total Amount | Net Income |
|--------------------|--------------|------|---------------------|------------------|----------------------------|----------------------|-------------------|-------------------------|-------------------------|------------------------|----------------------|------------------|
| 11/26/2014 | | | | | | | | | | | | |
| 3134G3W71 | 142 | DS | FHLMCC FAC | 11/26/2012 | 11/26/2013 11/26/2014 | 5,000,000.00 | 0.350 | 5,000,000.00 | 5,000,000.00 | 8,750.00 | 5,008,750.00 | 8,750.00 |
| 3134G3W71 | 141 | OPER | FHLMCC FAC | 11/26/2012 | 11/26/2013 11/26/2014 | 10,000,000.00 | 0.350 | 10,000,000.00 | 10,000,000.00 | 17,500.00 | 10,017,500.00 | 17,500.00 |
| Subtotal | | | | | | 15,000,000.00 | | 15,000,000.00 | 15,000,000.00 | 26,250.00 | 15,026,250.00 | 26,250.00 |
| Total Sales | | | | | | 15,000,000.00 | | 15,000,000.00 | 15,000,000.00 | 26,250.00 | 15,026,250.00 | 26,250.00 |



**Lewisville ISD
Interest Earnings
Sorted by Fund - Fund
September 1, 2013 - November 30, 2013
Yield on Beginning Book Value**

Patterson & Associates
901 S. MoPac
Suite 195
Austin, TX 78746
-

| CUSIP | Investment # | Fund | Security Type | Ending Par Value | Beginning Book Value | Ending Book Value | Maturity Date | Current Annualized Rate | Yield | Adjusted Interest Earnings | | |
|-----------------------------------|--------------|--------|-----------------|----------------------|----------------------|----------------------|---------------|-------------------------|--------------|----------------------------|-------------------------|----------------------------|
| | | | | | | | | | | Interest Earned | Amortization/ Accretion | Adjusted Interest Earnings |
| Fund: Capital Project #637 | | | | | | | | | | | | |
| 999999994 | 78 | CP0637 | RR2 | 18,001.76 | 17,998.32 | 18,001.76 | | 0.086 | 0.077 | 3.44 | 0.00 | 3.44 |
| 999999993 | 73 | CP0637 | RRP | 239,799.81 | 239,773.17 | 239,799.81 | | 0.045 | 0.045 | 26.64 | 0.00 | 26.64 |
| | | | Subtotal | 257,801.57 | 257,771.49 | 257,801.57 | | | 0.047 | 30.08 | 0.00 | 30.08 |
| Fund: Capital Project #639 | | | | | | | | | | | | |
| 999999994 | 92 | CP0639 | RR2 | 1,115,289.16 | 2,391,695.72 | 1,115,289.16 | | 0.077 | 0.058 | 347.12 | 0.00 | 347.12 |
| 999999993 | 86 | CP0639 | RRP | 20,507.57 | 20,505.27 | 20,507.57 | | 0.045 | 0.045 | 2.30 | 0.00 | 2.30 |
| | | | Subtotal | 1,135,796.73 | 2,412,200.99 | 1,135,796.73 | | | 0.058 | 349.42 | 0.00 | 349.42 |
| Fund: Capital Project #641 | | | | | | | | | | | | |
| 999999993 | 102 | CP0641 | RRP | 796,836.43 | 1,165,568.94 | 796,836.43 | | 0.045 | 0.038 | 111.04 | 0.00 | 111.04 |
| | | | Subtotal | 796,836.43 | 1,165,568.94 | 796,836.43 | | | 0.038 | 111.04 | 0.00 | 111.04 |
| Fund: Capital Project #642 | | | | | | | | | | | | |
| 999999993 | 117 | CP0642 | RRP | 5,338,723.56 | 10,060,519.05 | 5,338,723.56 | | 0.045 | 0.035 | 880.09 | 0.00 | 880.09 |
| | | | Subtotal | 5,338,723.56 | 10,060,519.05 | 5,338,723.56 | | | 0.035 | 880.09 | 0.00 | 880.09 |
| Fund: Capital Project #643 | | | | | | | | | | | | |
| 999999993 | 124 | CP0643 | RRP | 9,377,974.59 | 21,911,569.80 | 9,377,974.59 | | 0.045 | 0.033 | 1,802.06 | 0.00 | 1,802.06 |
| | | | Subtotal | 9,377,974.59 | 21,911,569.80 | 9,377,974.59 | | | 0.033 | 1,802.06 | 0.00 | 1,802.06 |
| Fund: Capital Project #644 | | | | | | | | | | | | |
| 999999993 | 143 | CP0644 | RRP | 11,012,175.60 | 24,439,147.48 | 11,012,175.60 | | 0.045 | 0.033 | 2,038.06 | 0.00 | 2,038.06 |
| | | | Subtotal | 11,012,175.60 | 24,439,147.48 | 11,012,175.60 | | | 0.033 | 2,038.06 | 0.00 | 2,038.06 |
| Fund: Capital Project #645 | | | | | | | | | | | | |
| 999999993 | 152 | CP0645 | RRP | 53,962,793.14 | 62,076,050.54 | 53,962,793.14 | | 0.045 | 0.042 | 6,501.21 | 0.00 | 6,501.21 |
| | | | Subtotal | 53,962,793.14 | 62,076,050.54 | 53,962,793.14 | | | 0.042 | 6,501.21 | 0.00 | 6,501.21 |

Lewisville ISD
Interest Earnings
September 1, 2013 - November 30, 2013

| CUSIP | Investment # | Fund | Security Type | Ending Par Value | Beginning Book Value | Ending Book Value | Maturity Date | Current Annualized Rate | Annualized Yield | Adjusted Interest Earnings | | |
|---|--------------|--------|-----------------|----------------------|----------------------|----------------------|---------------|-------------------------|------------------|----------------------------|-------------------------|----------------------------|
| | | | | | | | | | | Interest Earned | Amortization/ Accretion | Adjusted Interest Earnings |
| Fund: Capital Project #646 | | | | | | | | | | | | |
| 999999993 | 181 | CP0646 | RRP | 70,000,907.69 | 0.00 | 70,000,907.69 | | 0.045 | 0.016 | 907.69 | 0.00 | 907.69 |
| | | | Subtotal | 70,000,907.69 | 0.00 | 70,000,907.69 | | | 0.016 | 907.69 | 0.00 | 907.69 |
| Fund: Debt Service | | | | | | | | | | | | |
| 999999994 | 19 | DS | RR2 | 1,098,404.73 | 5,797,972.95 | 1,098,404.73 | | 0.077 | 0.030 | 431.78 | 0.00 | 431.78 |
| 999999993 | 18 | DS | RRP | 11,975,881.81 | 6,259,969.99 | 11,975,881.81 | | 0.446 | 0.055 | 853.00 | 0.00 | 853.00 |
| 3134G3W71 | 142 | DS | FAC | 0.00 | 5,000,000.00 | 0.00 | 11/26/2014 | 0.350 | 0.351 | 4,131.94 | 0.00 | 4,131.94 |
| 172571152 | 164 | DS | RR5 | 5,004,794.52 | 5,000,000.00 | 5,004,794.52 | 07/23/2014 | 0.500 | 0.500 | 6,236.92 | 0.00 | 6,236.92 |
| 283734MB4 | 172 | DS | MC1 | 2,270,000.00 | 0.00 | 2,320,931.23 | 08/15/2014 | 3.610 | 0.418 | 14,568.36 | -12,833.07 | 1,735.29 |
| 283734HG9 | 173 | DS | MC1 | 1,175,000.00 | 0.00 | 1,219,213.77 | 08/15/2014 | 5.770 | 0.416 | 12,052.89 | -11,140.48 | 912.41 |
| 4140043H2 | 171 | DS | MC1 | 650,000.00 | 0.00 | 671,504.53 | 08/15/2014 | 5.000 | 0.298 | 5,777.77 | -5,418.47 | 359.30 |
| 442402C43 | 174 | DS | MC1 | 200,000.00 | 0.00 | 208,447.50 | 08/15/2014 | 6.300 | 0.297 | 2,240.00 | -2,128.50 | 111.50 |
| 1175652F7 | 175 | DS | MC1 | 200,000.00 | 0.00 | 202,393.03 | 08/15/2014 | 2.000 | 0.299 | 711.11 | -602.97 | 108.14 |
| | | | Subtotal | 22,574,081.06 | 22,057,942.94 | 22,701,571.12 | | | 0.238 | 47,003.77 | -32,123.49 | 14,880.28 |
| Fund: Escrow Sinking Fund | | | | | | | | | | | | |
| 3136G02S9 | 139 | ESF | FAC | 1,000,000.00 | 999,567.82 | 999,588.66 | 11/08/2018 | 1.000 | 0.731 | 1,802.08 | 20.84 | 1,822.92 |
| 3136G1TL3 | 169 | ESF | FAC | 1,000,000.00 | 0.00 | 998,086.67 | 09/13/2018 | 1.000 | 1.043 | 2,166.67 | 86.67 | 2,253.34 |
| 820162014 | 128 | ESF | RR4 | 9,209.51 | 1,004,038.94 | 9,209.51 | | 0.020 | 0.005 | 11.83 | 0.00 | 11.83 |
| | | | Subtotal | 2,009,209.51 | 2,003,606.76 | 2,006,884.84 | | | 0.571 | 3,980.58 | 107.51 | 4,088.09 |
| Fund: Maintenance & Operations | | | | | | | | | | | | |
| 999999994 | 17 | OPER | RR2 | 2,928,877.07 | 2,928,318.62 | 2,928,877.07 | | 0.077 | 0.076 | 558.45 | 0.00 | 558.45 |
| 999999993 | 16 | OPER | RRP | 52,865,256.28 | 59,256,238.64 | 52,865,256.28 | | 0.045 | 0.033 | 4,905.22 | 0.00 | 4,905.22 |
| 3135G0SE4 | 161 | OPER | FAC | 15,000,000.00 | 15,000,000.00 | 15,000,000.00 | 06/05/2015 | 0.420 | 0.421 | 15,750.00 | 0.00 | 15,750.00 |
| 3173 | 105 | OPER | RR3 | 18,247,549.57 | 18,826,950.61 | 18,247,549.57 | | | | 0.01 | 0.00 | 0.01 |
| 64966H4A5 | 150 | OPER | MC1 | 0.00 | 1,431,664.26 | 0.00 | 10/01/2013 | 1.720 | 0.328 | 2,049.67 | -1,664.26 | 385.41 |
| 64966JQT6 | 134 | OPER | MC1 | 0.00 | 800,445.07 | 0.00 | 10/01/2013 | 1.000 | 0.337 | 666.67 | -445.07 | 221.60 |
| 64966JAU0 | 137 | OPER | MC1 | 5,000,000.00 | 5,019,312.02 | 5,000,000.00 | 12/01/2013 | 1.910 | 0.365 | 23,875.00 | -19,312.02 | 4,562.98 |
| 695160HQ0 | 140 | OPER | MC1 | 0.00 | 10,028,589.97 | 0.00 | 11/15/2013 | 2.000 | 0.608 | 41,111.11 | -28,589.97 | 12,521.14 |
| 3134G3W71 | 141 | OPER | FAC | 0.00 | 10,000,000.00 | 0.00 | 11/26/2014 | 0.350 | 0.351 | 8,263.89 | 0.00 | 8,263.89 |
| 306297G55 | 146 | OPER | MC1 | 10,000,000.00 | 10,002,218.61 | 10,000,993.61 | 02/14/2014 | 0.500 | 0.452 | 12,500.00 | -1,225.00 | 11,275.00 |
| 6427134Z1 | 151 | OPER | MC1 | 3,000,000.00 | 3,011,734.68 | 3,006,582.87 | 03/26/2014 | 1.000 | 0.313 | 7,500.00 | -5,151.81 | 2,348.19 |
| 89012RDL0 | 162 | OPER | MC1 | 5,000,000.00 | 5,044,864.58 | 5,031,177.08 | 06/26/2014 | 1.500 | 0.403 | 18,750.00 | -13,687.50 | 5,062.50 |
| 89012RDK2 | 155 | OPER | MC1 | 3,000,000.00 | 3,012,715.10 | 3,006,213.06 | 02/27/2014 | 1.250 | 0.382 | 9,375.00 | -6,502.04 | 2,872.96 |
| 3133ECPN8 | 156 | OPER | FAC | 2,000,000.00 | 1,999,430.93 | 1,999,547.59 | 11/20/2014 | 0.180 | 0.204 | 900.00 | 116.66 | 1,016.66 |
| 387460KY3 | 157 | OPER | MC1 | 1,005,000.00 | 1,033,172.11 | 1,029,147.52 | 06/01/2015 | 2.000 | 0.388 | 5,025.00 | -4,024.59 | 1,000.41 |

Lewisville ISD
Interest Earnings
September 1, 2013 - November 30, 2013

| CUSIP | Investment # | Fund | Security Type | Ending Par Value | Beginning Book Value | Ending Book Value | Maturity Date | Current Annualized Rate | Yield | Adjusted Interest Earnings | | |
|---|--------------|------|---------------|-----------------------|-----------------------|-----------------------|---------------|-------------------------|--------------|----------------------------|-------------------------|----------------------------|
| | | | | | | | | | | Interest Earned | Amortization/ Accretion | Adjusted Interest Earnings |
| Fund: Maintenance & Operations | | | | | | | | | | | | |
| 86476PHS0 | 158 | OPER | MC1 | 0.00 | 1,000,502.86 | 0.00 | 09/12/2013 | 2.000 | 0.359 | 611.11 | -502.86 | 108.25 |
| 240505QB6 | 159 | OPER | MC1 | 10,000,000.00 | 10,017,991.89 | 10,002,570.27 | 12/16/2013 | 1.000 | 0.383 | 25,000.00 | -15,421.62 | 9,578.38 |
| 6775193Y4 | 160 | OPER | MC1 | 5,000,000.00 | 5,126,350.55 | 5,067,734.32 | 03/15/2014 | 5.000 | 0.304 | 62,500.00 | -58,616.23 | 3,883.77 |
| 172311617 | 165 | OPER | RR5 | 5,004,794.52 | 5,000,000.00 | 5,004,794.52 | 07/23/2014 | 0.500 | 0.500 | 6,236.92 | 0.00 | 6,236.92 |
| 967244W67 | 166 | OPER | MC1 | 3,000,000.00 | 3,002,683.71 | 3,002,085.86 | 10/15/2014 | 0.500 | 0.421 | 3,750.00 | -597.85 | 3,152.15 |
| 283734MB4 | 167 | OPER | MC1 | 3,000,000.00 | 3,090,264.07 | 3,066,648.47 | 08/15/2014 | 3.610 | 0.449 | 27,075.00 | -23,615.60 | 3,459.40 |
| 152735VD5 | 170 | OPER | MC1 | 2,435,000.00 | 0.00 | 2,453,811.02 | 05/15/2014 | 2.000 | 0.300 | 8,657.77 | -7,340.88 | 1,316.89 |
| 186072QR8 | 177 | OPER | MC1 | 1,065,000.00 | 0.00 | 1,077,070.00 | 03/01/2015 | 1.250 | 0.335 | 1,331.25 | -965.60 | 365.65 |
| 833714M70 | 178 | OPER | MC1 | 960,000.00 | 0.00 | 1,034,958.63 | 08/15/2015 | 5.000 | 0.384 | 4,800.00 | -4,394.97 | 405.03 |
| 981306ER0 | 179 | OPER | MC1 | 2,135,000.00 | 0.00 | 2,280,289.42 | 11/01/2015 | 4.000 | 0.426 | 7,116.67 | -6,316.93 | 799.74 |
| 4197912K3 | 180 | OPER | MC1 | 1,000,000.00 | 0.00 | 1,043,819.67 | 08/01/2015 | 3.000 | 0.360 | 833.33 | -730.33 | 103.00 |
| Subtotal | | | | 151,646,477.44 | 174,633,448.28 | 152,149,126.83 | | | 0.232 | 299,142.07 | -198,988.47 | 100,153.60 |
| Fund: Worker's Compensation Fund | | | | | | | | | | | | |
| 999999994 | 25 | WC | RR2 | 4,143,306.66 | 4,142,516.74 | 4,143,306.66 | | 0.077 | 0.076 | 789.92 | 0.00 | 789.92 |
| 999999993 | 26 | WC | RRP | 4,565,241.72 | 4,564,733.25 | 4,565,241.72 | | 0.045 | 0.045 | 508.47 | 0.00 | 508.47 |
| Subtotal | | | | 8,708,548.38 | 8,707,249.99 | 8,708,548.38 | | | 0.060 | 1,298.39 | 0.00 | 1,298.39 |
| Total | | | | 336,821,325.70 | 329,725,076.26 | 337,449,140.48 | | | 0.150 | 364,044.46 | -231,004.45 | 133,040.01 |



Lewisville ISD
Amortization Schedule
September 1, 2013 - November 30, 2013
Sorted By Fund - Fund

Patterson & Associates
 901 S. MoPac
 Suite 195
 Austin, TX 78746
 -

| Investment # | Maturity Date | Beginning Par Value | | | | Ending | Amounts Amortized | Amount Amortized | Amt Amortized | Amount Unamortized |
|-------------------------------------|---------------|---------------------|-----------------|---------------------|------------------------------|---------------------|----------------------------------|-------------------|--------------------|--------------------|
| Issuer | Fund | Amort. Date | Current Rate | Purchase Principal | Original Premium or Discount | Book Value | And Unamortized As of 09/01/2013 | This Period | Through 11/30/2013 | Through 11/30/2013 |
| Debt Service | | | | | | | | | | |
| 175 | DS | 08/15/2014 | 200,000.00 | 202,996.00 | 2,996.00 | 202,393.03 | 0.00 | -602.97 | -602.97 | 2,393.03 |
| Bryan TX | | | 2.000 | | | | 2,996.00 | | | |
| 172 | DS | 08/15/2014 | 2,270,000.00 | 2,333,764.30 | 63,764.30 | 2,320,931.23 | 0.00 | -12,833.07 | -12,833.07 | 50,931.23 |
| El Paso TX | | | 3.610 | | | | 63,764.30 | | | |
| 173 | DS | 08/15/2014 | 1,175,000.00 | 1,230,354.25 | 55,354.25 | 1,219,213.77 | 0.00 | -11,140.48 | -11,140.48 | 44,213.77 |
| El Paso TX | | | 5.770 | | | | 55,354.25 | | | |
| 171 | DS | 08/15/2014 | 650,000.00 | 676,923.00 | 26,923.00 | 671,504.53 | 0.00 | -5,418.47 | -5,418.47 | 21,504.53 |
| Harris County TX | | | 5.000 | | | | 26,923.00 | | | |
| 174 | DS | 08/15/2014 | 200,000.00 | 210,576.00 | 10,576.00 | 208,447.50 | 0.00 | -2,128.50 | -2,128.50 | 8,447.50 |
| Houston TX ISD | | | 6.300 | | | | 10,576.00 | | | |
| | | | Subtotal | 4,654,613.55 | 159,613.55 | 4,622,490.06 | 0.00 | -32,123.49 | -32,123.49 | 127,490.06 |
| | | | | | | | 159,613.55 | | | |
| Escrow Sinking Fund | | | | | | | | | | |
| 139 | ESF | 11/08/2018 | 1,000,000.00 | 999,500.00 | -500.00 | 999,588.66 | 67.82 | 20.84 | 88.66 | -411.34 |
| FNMA Step Note | | 11/08/2018 | 1.000 | | | | -432.18 | | | |
| 169 | ESF | 09/13/2018 | 1,000,000.00 | 998,000.00 | -2,000.00 | 998,086.67 | 0.00 | 86.67 | 86.67 | -1,913.33 |
| FNMA Step Note | | 09/13/2018 | 1.000 | | | | -2,000.00 | | | |
| | | | Subtotal | 1,997,500.00 | -2,500.00 | 1,997,675.33 | 67.82 | 107.51 | 175.33 | -2,324.67 |
| | | | | | | | -2,432.18 | | | |
| Maintenance & Operations | | | | | | | | | | |
| 170 | OPER | 05/15/2014 | 2,435,000.00 | 2,461,151.90 | 26,151.90 | 2,453,811.02 | 0.00 | -7,340.88 | -7,340.88 | 18,811.02 |
| Central Bucks PA SD | | | 2.000 | | | | 26,151.90 | | | |
| 177 | OPER | 03/01/2015 | 1,065,000.00 | 1,078,035.60 | 13,035.60 | 1,077,070.00 | 0.00 | -965.60 | -965.60 | 12,070.00 |
| Cleveland County SD OK | | | 1.250 | | | | 13,035.60 | | | |
| 159 | OPER | 12/16/2013 | 10,000,000.00 | 10,031,700.00 | 31,700.00 | 10,002,570.27 | -13,708.11 | -15,421.62 | -29,129.73 | 2,570.27 |
| DeKalb County GA SD | | | 1.000 | | | | 17,991.89 | | | |
| 167 | OPER | 08/15/2014 | 3,000,000.00 | 3,094,200.00 | 94,200.00 | 3,066,648.47 | -3,935.93 | -23,615.60 | -27,551.53 | 66,648.47 |
| El Paso TX | | | 3.610 | | | | 90,264.07 | | | |
| 156 | OPER | 11/20/2014 | 2,000,000.00 | 1,999,300.00 | -700.00 | 1,999,547.59 | 130.93 | 116.66 | 247.59 | -452.41 |
| FFCB Call Note | | 11/20/2014 | 0.180 | | | | -569.07 | | | |
| 146 | OPER | 02/14/2014 | 10,000,000.00 | 10,004,900.00 | 4,900.00 | 10,000,993.61 | -2,681.39 | -1,225.00 | -3,906.39 | 993.61 |
| Fall River MA | | | 0.500 | | | | 2,218.61 | | | |

Portfolio LEWI
 AP

Lewisville ISD
Amortization Schedule
September 1, 2013 - November 30, 2013

| Investment # | Maturity Date | Beginning Par Value | | | | Amounts Amortized | | | | |
|-------------------------------------|---------------|---------------------|------------------------|----------------------|------------------------------|----------------------|-----------------------------------|------------------------------|----------------------------------|---------------------------------------|
| Issuer | Fund | Amort. Date | Current Rate | Purchase Principal | Original Premium or Discount | Ending Book Value | And Unamortized As of 09/01/2013 | Amount Amortized This Period | Amt Amortized Through 11/30/2013 | Amount Unamortized Through 11/30/2013 |
| Maintenance & Operations | | | | | | | | | | |
| 157 Granite UT SD | OPER | 06/01/2015 | 1,005,000.00 2.000 | 1,037,330.85 | 32,330.85 | 1,029,147.52 | -4,158.74 28,172.11 | -4,024.59 | -8,183.33 | 24,147.52 |
| 180 Hawaii State | OPER | 08/01/2015 | 1,000,000.00 3.000 | 1,044,550.00 | 44,550.00 | 1,043,819.67 | 0.00 44,550.00 | -730.33 | -730.33 | 43,819.67 |
| 151 New Britain CT | OPER | 03/26/2014 | 3,000,000.00 1.000 | 3,020,550.00 | 20,550.00 | 3,006,582.87 | -8,815.32 11,734.68 | -5,151.81 | -13,967.13 | 6,582.87 |
| 137 NYC NY GO | OPER | 12/01/2013 | 5,000,000.00 1.910 | 5,083,900.00 | 83,900.00 | 5,000,000.00 | -64,587.98 19,312.02 | -19,312.02 | -83,900.00 | 0.00 |
| 134 NY NY Taxable | OPER | 10/01/2013 | 800,000.00 1.000 | 805,504.00 | 5,504.00 | 0.00 | -5,058.93 445.07 | -445.07 | -5,504.00 | 0.00 |
| 150 NY NY Taxable | OPER | 10/01/2013 | 1,430,000.00 1.720 | 1,441,039.60 | 11,039.60 | 0.00 | -9,375.34 1,664.26 | -1,664.26 | -11,039.60 | 0.00 |
| 140 Oyster Bay NY GO | OPER | 11/15/2013 | 10,000,000.00 2.000 | 10,138,700.00 | 138,700.00 | 0.00 | -110,110.03 28,589.97 | -28,589.97 | -138,700.00 | 0.00 |
| 160 Ohio State | OPER | 03/15/2014 | 5,000,000.00 5.000 | 5,176,500.00 | 176,500.00 | 5,067,734.32 | -50,149.45 126,350.55 | -58,616.23 | -108,765.68 | 67,734.32 |
| 158 Suffolk County NY | OPER | 09/12/2013 | 1,000,000.00 2.000 | 1,004,480.00 | 4,480.00 | 0.00 | -3,977.14 502.86 | -502.86 | -4,480.00 | 0.00 |
| 178 Socorro ISD TX | OPER | 08/15/2015 | 960,000.00 5.000 | 1,039,353.60 | 79,353.60 | 1,034,958.63 | 0.00 79,353.60 | -4,394.97 | -4,394.97 | 74,958.63 |
| 155 Toms River NJ | OPER | 02/27/2014 | 3,000,000.00 1.250 | 3,021,240.00 | 21,240.00 | 3,006,213.06 | -8,524.90 12,715.10 | -6,502.04 | -15,026.94 | 6,213.06 |
| 162 Toms River NJ | OPER | 06/26/2014 | 5,000,000.00 1.500 | 5,054,750.00 | 54,750.00 | 5,031,177.08 | -9,885.42 44,864.58 | -13,687.50 | -23,572.92 | 31,177.08 |
| 166 Wichita KS | OPER | 10/15/2014 | 3,000,000.00 0.500 | 3,002,790.00 | 2,790.00 | 3,002,085.86 | -106.29 2,683.71 | -597.85 | -704.14 | 2,085.86 |
| 179 Worcester MA | OPER | 11/01/2015 | 2,135,000.00 4.000 | 2,286,606.35 | 151,606.35 | 2,280,289.42 | 0.00 151,606.35 | -6,316.93 | -6,316.93 | 145,289.42 |
| | | | Subtotal | 71,826,581.90 | 996,581.90 | 58,102,649.39 | -294,944.04 701,637.86 | -198,988.47 | -493,932.51 | 502,649.39 |
| | | | Total | 78,478,695.45 | 1,153,695.45 | 64,722,814.78 | -294,876.22 858,819.23 | -231,004.45 | -525,880.67 | 627,814.78 |



Lewisville ISD
Projected Cashflow Report
Sorted by Fund
For the Period December 1, 2013 - June 30, 2014

Patterson & Associates
 901 S. MoPac
 Suite 195
 Austin, TX 78746
 -

| Projected Trans. Date | Investment # | Fund | Security ID | Transaction Type | Issuer | Par Value | Original Cost | Principal | Interest | Total |
|--------------------------------------|--------------|------|-------------|------------------|------------------------|---------------------|-------------------|---------------------|------------------|---------------------|
| Debt Service | | | | | | | | | | |
| 02/15/2014 | 171 | DS | 4140043H2 | Interest | Harris County TX | 0.00 | 0.00 | 0.00 | 16,250.00 | 16,250.00 |
| 02/15/2014 | 172 | DS | 283734MB4 | Interest | El Paso TX | 0.00 | 0.00 | 0.00 | 40,973.50 | 40,973.50 |
| 02/15/2014 | 173 | DS | 283734HG9 | Interest | El Paso TX | 0.00 | 0.00 | 0.00 | 33,898.75 | 33,898.75 |
| 02/15/2014 | 174 | DS | 442402C43 | Interest | Houston TX ISD | 0.00 | 0.00 | 0.00 | 6,300.00 | 6,300.00 |
| 02/15/2014 | 175 | DS | 1175652F7 | Interest | Bryan TX | 0.00 | 0.00 | 0.00 | 2,000.00 | 2,000.00 |
| Total for Debt Service | | | | | | 0.00 | 0.00 | 0.00 | 99,422.25 | 99,422.25 |
| Escrow Sinking Fund | | | | | | | | | | |
| 03/13/2014 | 169 | ESF | 3136G1TL3 | Interest | FNMA Step Note | 0.00 | 0.00 | 0.00 | 5,000.00 | 5,000.00 |
| 03/13/2014 | 169 | ESF | 3136G1TL3 | Call | FNMA Step Note | 1,000,000.00 | 998,000.00 | 1,000,000.00 | 0.00 | 1,000,000.00 |
| 05/08/2014 | 139 | ESF | 3136G02S9 | Interest | FNMA Step Note | 0.00 | 0.00 | 0.00 | 5,000.00 | 5,000.00 |
| Total for Escrow Sinking Fund | | | | | | 1,000,000.00 | 998,000.00 | 1,000,000.00 | 10,000.00 | 1,010,000.00 |
| Maintenance & Operations | | | | | | | | | | |
| 12/01/2013 | 137 | OPER | 64966JAU0 | Maturity | NYC NY GO | 5,000,000.00 | 5,083,900.00 | 5,000,000.00 | 47,750.00 | 5,047,750.00 |
| 12/01/2013 | 157 | OPER | 387460KY3 | Interest | Granite UT SD | 0.00 | 0.00 | 0.00 | 10,050.00 | 10,050.00 |
| 12/05/2013 | 161 | OPER | 3135G0SE4 | Interest | FNMA Call Note | 0.00 | 0.00 | 0.00 | 31,500.00 | 31,500.00 |
| 12/05/2013 | 161 | OPER | 3135G0SE4 | Call | FNMA Call Note | 15,000,000.00 | 15,000,000.00 | 15,000,000.00 | 0.00 | 15,000,000.00 |
| 12/16/2013 | 159 | OPER | 240505QB6 | Maturity | DeKalb County GA SD | 10,000,000.00 | 10,031,700.00 | 10,000,000.00 | 51,388.89 | 10,051,388.89 |
| 02/01/2014 | 180 | OPER | 4197912K3 | Interest | Hawaii State | 0.00 | 0.00 | 0.00 | 5,833.33 | 5,833.33 |
| 02/14/2014 | 146 | OPER | 306297G55 | Maturity | Fall River MA | 10,000,000.00 | 10,004,900.00 | 10,000,000.00 | 50,000.00 | 10,050,000.00 |
| 02/15/2014 | 167 | OPER | 283734MB4 | Interest | El Paso TX | 0.00 | 0.00 | 0.00 | 54,150.00 | 54,150.00 |
| 02/15/2014 | 178 | OPER | 833714M70 | Interest | Socorro ISD TX | 0.00 | 0.00 | 0.00 | 24,000.00 | 24,000.00 |
| 02/27/2014 | 155 | OPER | 89012RDK2 | Maturity | Toms River NJ | 3,000,000.00 | 3,021,240.00 | 3,000,000.00 | 30,625.00 | 3,030,625.00 |
| 03/01/2014 | 177 | OPER | 186072QR8 | Interest | Cleveland County SD OK | 0.00 | 0.00 | 0.00 | 13,312.50 | 13,312.50 |
| 03/15/2014 | 160 | OPER | 6775193Y4 | Maturity | Ohio State | 5,000,000.00 | 5,176,500.00 | 5,000,000.00 | 125,000.00 | 5,125,000.00 |
| 03/26/2014 | 151 | OPER | 6427134Z1 | Maturity | New Britain CT | 3,000,000.00 | 3,020,550.00 | 3,000,000.00 | 29,916.67 | 3,029,916.67 |
| 04/15/2014 | 166 | OPER | 967244W67 | Interest | Wichita KS | 0.00 | 0.00 | 0.00 | 10,000.00 | 10,000.00 |
| 05/01/2014 | 179 | OPER | 981306ER0 | Interest | Worcester MA | 0.00 | 0.00 | 0.00 | 42,700.00 | 42,700.00 |
| 05/15/2014 | 170 | OPER | 152735VD5 | Maturity | Central Bucks PA SD | 2,435,000.00 | 2,461,151.90 | 2,435,000.00 | 24,350.00 | 2,459,350.00 |
| 05/20/2014 | 156 | OPER | 3133ECPN8 | Interest | FFCB Call Note | 0.00 | 0.00 | 0.00 | 1,800.00 | 1,800.00 |
| 06/01/2014 | 157 | OPER | 387460KY3 | Interest | Granite UT SD | 0.00 | 0.00 | 0.00 | 10,050.00 | 10,050.00 |
| 06/05/2014 | 161 | OPER | 3135G0SE4 | Interest | FNMA Call Note | 0.00 | 0.00 | 0.00 | 31,500.00 | 31,500.00 |

Portfolio LEWI
 AP

Lewisville ISD
 Projected Cashflow Report
 For the Period December 1, 2013 - June 30, 2014

| Projected Trans. Date | Investment # | Fund | Security ID | Transaction Type | Issuer | Par Value | Original Cost | Principal | Interest | Total |
|---|--------------|------|-------------|---------------------|---------------|----------------------|----------------------|----------------------|-------------------|----------------------|
| Maintenance & Operations | | | | | | | | | | |
| 06/26/2014 | 162 | OPER | 89012RDLO | Maturity | Toms River NJ | 5,000,000.00 | 5,054,750.00 | 5,000,000.00 | 75,000.00 | 5,075,000.00 |
| Total for Maintenance & Operations | | | | | | 58,435,000.00 | 58,854,691.90 | 58,435,000.00 | 668,926.39 | 59,103,926.39 |
| GRAND TOTALS: | | | | | | 59,435,000.00 | 59,852,691.90 | 59,435,000.00 | 778,348.64 | 60,213,348.64 |



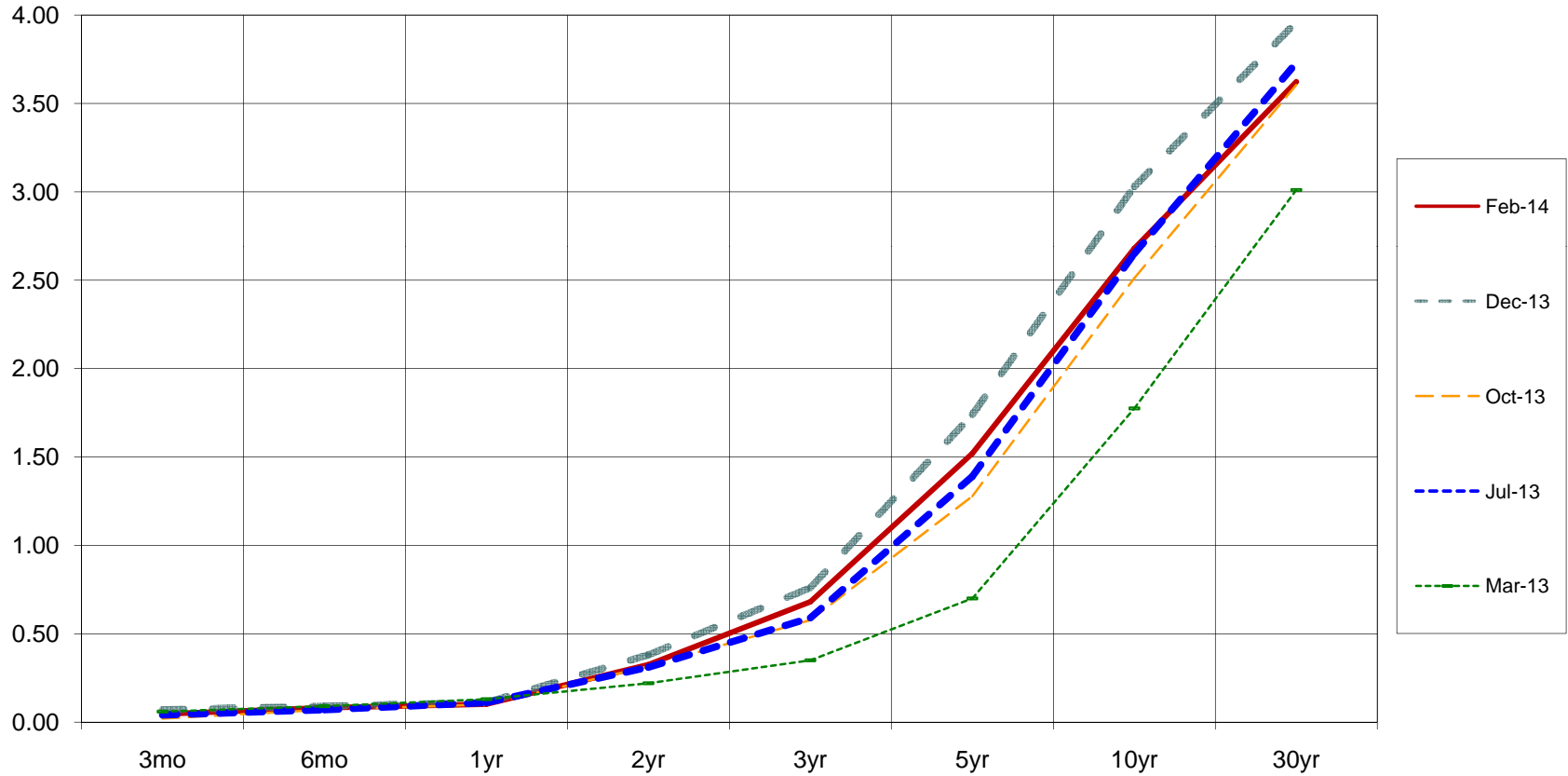
Quarterly Investment Report
November 30, 2013 – February 28, 2014

PATTERSON & ASSOCIATES



INVESTMENT PROFESSIONALS

Emerging Markets Volatility




End of Month Rates - Full Yield Curve – Fed Funds to 30yr

Lewisville Independent School District
 Monthly Investment Report
 December 1, 2013 – February 28, 2014

Portfolio Summary Management Report

| <u>LISD Operating Funds</u> | | | |
|---|----------------|---|----------------|
| <u>Portfolio as of 11/30/13:</u> | | <u>Portfolio as of 02/28/14:</u> | |
| Beginning Book Value | \$ 343,029,537 | Ending Book Value | \$ 551,998,003 |
| Beginning Market Value | \$ 343,028,163 | Ending Market Value | \$ 552,007,830 |
| | | Investment Income for the period | \$ 106,802 |
| | | Unrealized Gain/Loss | \$ 9,827 |
| WAM at Beginning Period Date ¹ | 74 days | WAM at Ending Period Date ¹ | 51 days |
| <i>(Increase in market value is due to seasonal cash inflows)</i> | | Change in Market Value ² | \$ 208,979,667 |
| Average Yield for the period ending 11/30/13 | | 0.089% | |
| Average Yield 180-Day Treasury Bill for period | | 0.080% | |

Karla Stastny, Senior Budget Accountant
 Lewisville ISD


 Linda T. Patterson, Investment Advisor, LISD
 Patterson & Associates

Theresa Maniscalco, Executive Director of Budget
 Lewisville ISD

Tanya Wilson, Accountant
 Lewisville ISD

Patterson & Associates has assisted in the preparation of this consolidated investment report, with additional input provided by Texpool and LISD.

¹ WAM – weighted average maturity

² “Change in Market Value” is required data, but will primarily reflect the receipt and expenditure of the District’s funds from month to month.



**Lewisville ISD
Portfolio Management
Portfolio Summary
February 28, 2014**

Patterson & Associates
901 S. MoPac
Suite 195
Austin, TX 78746
-

| Investments | Par Value | Market Value | Book Value | % of Portfolio | Term | Days to Maturity | YTM 365 Equiv. |
|----------------------------------|-----------------------|-----------------------|-----------------------|----------------|-----------|------------------|----------------|
| Federal Agency Coupon Securities | 15,000,000.00 | 14,994,965.00 | 14,997,460.42 | 2.72 | 1,071 | 964 | 0.651 |
| Municipal Bonds | 45,095,000.00 | 45,627,985.00 | 45,615,662.73 | 8.26 | 386 | 225 | 0.356 |
| TexPool | 446,279,822.23 | 446,279,822.23 | 446,279,822.23 | 80.85 | 1 | 1 | 0.028 |
| TexPool Prime | 8,876,923.54 | 8,876,923.54 | 8,876,923.54 | 1.61 | 1 | 1 | 0.053 |
| JPMorgan Chase Bank Accounts | 21,196,707.51 | 21,196,707.51 | 21,196,707.51 | 3.84 | 1 | 1 | 0.000 |
| Bank of Texas - Escrow Account | 9,210.15 | 9,210.15 | 9,210.15 | 0.00 | 1 | 1 | 0.030 |
| CD's - Interest Quarterly | 15,022,216.22 | 15,022,216.22 | 15,022,216.22 | 2.72 | 334 | 187 | 0.433 |
| Investments | 551,479,879.65 | 552,007,829.65 | 551,998,002.80 | 100.00% | 71 | 51 | 0.083 |

| Cash and Accrued Interest | | | | | | | |
|---|-----------------------|-----------------------|-----------------------|--|-----------|-----------|--------------|
| Accrued Interest at Purchase | | 16,778.13 | 16,778.13 | | | | |
| Ending Accrued Interest | | 320,163.90 | 320,163.90 | | | | |
| Subtotal | | 336,942.03 | 336,942.03 | | | | |
| Total Cash and Investments Value | 551,479,879.65 | 552,344,771.68 | 552,334,944.83 | | 71 | 51 | 0.083 |

| Total Earnings | February 28 Month Ending | Fiscal Year To Date |
|----------------|--------------------------|---------------------|
| Current Year | 38,360.86 | 239,849.38 |

The following reports are submitted in accordance with the Public Funds Investment Act (Texas Gov't Code 2256). The reports also offer supplemental information not required by the Act in order to fully inform the governing body of the Lewisville Independent School District of the position and activity within the District's portfolio of investments. The reports include a management summary overview, a detailed inventory report for the end of the period, a transaction report, as well as graphic representations of the portfolio to provide full disclosure to the governing body.

Karla Stastny, Senior Budget Accountant



**Lewisville ISD
Summary by Type
February 28, 2014
Grouped by Fund**

Patterson & Associates
901 S. MoPac
Suite 195
Austin, TX 78746
-

| Security Type | Number of Investments | Par Value | Book Value | % of Portfolio | Average YTM 365 | Average Days to Maturity |
|-----------------------------------|--------------------------|----------------------|----------------------|-------------------|--------------------|-----------------------------|
| Fund: Capital Project #637 | | | | | | |
| TexPool Prime | 1 | 18,004.13 | 18,004.13 | 0.00 | 0.053 | 1 |
| TexPool | 1 | 238,818.08 | 238,818.08 | 0.04 | 0.028 | 1 |
| Subtotal | 2 | 256,822.21 | 256,822.21 | 0.04 | 0.030 | 1 |
| Fund: Capital Project #639 | | | | | | |
| TexPool Prime | 1 | 687,219.84 | 687,219.84 | 0.12 | 0.053 | 1 |
| TexPool | 1 | 20,509.10 | 20,509.10 | 0.00 | 0.028 | 1 |
| Subtotal | 2 | 707,728.94 | 707,728.94 | 0.12 | 0.052 | 1 |
| Fund: Capital Project #641 | | | | | | |
| TexPool | 1 | 405,598.19 | 405,598.19 | 0.07 | 0.028 | 1 |
| Subtotal | 1 | 405,598.19 | 405,598.19 | 0.07 | 0.028 | 1 |
| Fund: Capital Project #642 | | | | | | |
| TexPool | 1 | 4,204,317.43 | 4,204,317.43 | 0.76 | 0.028 | 1 |
| Subtotal | 1 | 4,204,317.43 | 4,204,317.43 | 0.76 | 0.028 | 1 |
| Fund: Capital Project #643 | | | | | | |
| TexPool | 1 | 6,075,565.88 | 6,075,565.88 | 1.10 | 0.028 | 1 |
| Subtotal | 1 | 6,075,565.88 | 6,075,565.88 | 1.10 | 0.028 | 1 |
| Fund: Capital Project #644 | | | | | | |
| TexPool | 1 | 3,874,506.42 | 3,874,506.42 | 0.70 | 0.028 | 1 |
| Subtotal | 1 | 3,874,506.42 | 3,874,506.42 | 0.70 | 0.028 | 1 |
| Fund: Capital Project #645 | | | | | | |
| TexPool | 1 | 56,374,870.67 | 56,374,870.67 | 10.21 | 0.028 | 1 |
| Subtotal | 1 | 56,374,870.67 | 56,374,870.67 | 10.21 | 0.028 | 1 |
| Fund: Capital Project #646 | | | | | | |

Lewisville ISD
Summary by Type
February 28, 2014
Grouped by Fund

| Security Type | Number of Investments | Par Value | Book Value | % of Portfolio | Average YTM 365 | Average Days to Maturity |
|---|-----------------------|-----------------------|-----------------------|----------------|-----------------|--------------------------|
| Fund: Capital Project #646 | | | | | | |
| TexPool | 1 | 58,727,284.79 | 58,727,284.79 | 10.64 | 0.028 | 1 |
| Subtotal | 1 | 58,727,284.79 | 58,727,284.79 | 10.64 | 0.028 | 1 |
| Fund: Debt Service | | | | | | |
| Municipal Bonds | 5 | 4,495,000.00 | 4,577,316.42 | 0.83 | 0.392 | 167 |
| CD's - Interest Quarterly | 1 | 5,011,108.11 | 5,011,108.11 | 0.91 | 0.500 | 144 |
| JPMorgan Chase Bank Accounts | 1 | 9,412.75 | 9,412.75 | 0.00 | 0.000 | 1 |
| TexPool Prime | 1 | 1,098,554.11 | 1,098,554.11 | 0.20 | 0.053 | 1 |
| TexPool | 1 | 93,869,418.07 | 93,869,418.07 | 17.01 | 0.028 | 1 |
| Subtotal | 9 | 104,483,493.04 | 104,565,809.46 | 18.95 | 0.067 | 15 |
| Fund: Escrow Sinking Fund | | | | | | |
| Bank of Texas - Escrow Account | 1 | 9,210.15 | 9,210.15 | 0.00 | 0.030 | 1 |
| Federal Agency Coupon Securities | 2 | 2,000,000.00 | 1,997,796.16 | 0.36 | 0.994 | 1,685 |
| Subtotal | 3 | 2,009,210.15 | 2,007,006.31 | 0.36 | 0.989 | 1,677 |
| Fund: Jem Res-Sec 125 | | | | | | |
| JPMorgan Chase Bank Accounts | 1 | 211,194.03 | 211,194.03 | 0.04 | 0.000 | 1 |
| Subtotal | 1 | 211,194.03 | 211,194.03 | 0.04 | 0.000 | 1 |
| Fund: Maintenance & Operations | | | | | | |
| CD's - Interest Quarterly | 2 | 10,011,108.11 | 10,011,108.11 | 1.81 | 0.400 | 208 |
| Federal Agency Coupon Securities | 4 | 13,000,000.00 | 12,999,664.26 | 2.36 | 0.599 | 853 |
| JPMorgan Chase Bank Accounts | 1 | 20,848,649.71 | 20,848,649.71 | 3.78 | 0.000 | 1 |
| TexPool Prime | 1 | 2,929,275.34 | 2,929,275.34 | 0.53 | 0.053 | 1 |
| TexPool | 1 | 217,923,342.62 | 217,923,342.62 | 39.48 | 0.028 | 1 |
| Municipal Bonds | 15 | 40,600,000.00 | 41,038,346.31 | 7.43 | 0.352 | 231 |
| Subtotal | 24 | 305,312,375.78 | 305,750,386.35 | 55.39 | 0.107 | 75 |
| Fund: Worker's Compensation Fund | | | | | | |
| JPMorgan Chase Bank Accounts | 1 | 127,451.02 | 127,451.02 | 0.02 | 0.000 | 1 |
| TexPool Prime | 1 | 4,143,870.12 | 4,143,870.12 | 0.75 | 0.053 | 1 |

Lewisville ISD
 Summary by Type
 February 28, 2014
 Grouped by Fund

| Security Type | Number of Investments | Par Value | Book Value | % of Portfolio | Average YTM 365 | Average Days to Maturity |
|---|-----------------------|-----------------------|-----------------------|----------------|-----------------|--------------------------|
| Fund: Worker's Compensation Fund | | | | | | |
| TexPool | 1 | 4,565,590.98 | 4,565,590.98 | 0.83 | 0.028 | 1 |
| Subtotal | 3 | 8,836,912.12 | 8,836,912.12 | 1.60 | 0.040 | 1 |
| Total and Average | 50 | 551,479,879.65 | 551,998,002.80 | 100.00 | 0.083 | 51 |



INVESTMENT PROFESSIONALS

Lewisville ISD
Cash Reconciliation Report
For the Period December 1, 2013 - February 28, 2014
Grouped by Fund

Patterson & Associates
 901 S. MoPac
 Suite 195
 Austin, TX 78746
 -

| Trans. Date | Investment # | Fund | Trans. Type | Security ID | Par Value | Security Description | Maturity Date | Purchases | Interest | Redemptions | Cash |
|-------------------------------------|--------------|------|-------------|-------------|---------------|----------------------------------|---------------|-----------------------|-------------------|----------------------|----------------------|
| Debt Service | | | | | | | | | | | |
| 12/31/2013 | 164 | DS | Interest | 172571152 | 5,000,000.00 | EWB 5.0M 0.50% Mat. 07/23/2014 | 07/23/2014 | 0.00 | 6,311.33 | 0.00 | 6,311.33 |
| 12/31/2013 | 164 | DS | Interest | 172571152 | 5,000,000.00 | EWB 5.0M 0.50% Mat. 07/23/2014 | 07/23/2014 | -6,311.33 | 0.00 | 0.00 | -6,311.33 |
| 02/15/2014 | 171 | DS | Interest | 4140043H2 | 650,000.00 | HARRIS 0.7M 5.00% Mat. | 08/15/2014 | 0.00 | 16,250.00 | 0.00 | 16,250.00 |
| 02/15/2014 | 172 | DS | Interest | 283734MB4 | 2,270,000.00 | ELPASO 2.3M 3.61% Mat. | 08/15/2014 | 0.00 | 40,973.50 | 0.00 | 40,973.50 |
| 02/15/2014 | 173 | DS | Interest | 283734HG9 | 1,175,000.00 | ELPASO 1.2M 5.77% Mat. | 08/15/2014 | 0.00 | 33,898.75 | 0.00 | 33,898.75 |
| 02/15/2014 | 174 | DS | Interest | 442402C43 | 200,000.00 | HOUSTX 0.2M 6.30% Mat. | 08/15/2014 | 0.00 | 6,300.00 | 0.00 | 6,300.00 |
| 02/15/2014 | 175 | DS | Interest | 1175652F7 | 200,000.00 | BRYAN 0.2M 2.00% Mat. 08/15/2014 | 08/15/2014 | 0.00 | 2,000.00 | 0.00 | 2,000.00 |
| Subtotal | | | | | | | | -6,311.33 | 105,733.58 | 0.00 | 99,422.25 |
| Maintenance & Operations | | | | | | | | | | | |
| 12/01/2013 | 137 | OPER | Interest | 64966JAU0 | 5,000,000.00 | NYCNY 5.0M 1.91% Mat. 12/01/2013 | 12/01/2013 | 0.00 | 47,750.00 | 0.00 | 47,750.00 |
| 12/01/2013 | 157 | OPER | Interest | 387460KY3 | 1,005,000.00 | GUTSD 1.0M 2.00% Mat. 06/01/2015 | 06/01/2015 | 0.00 | 10,050.00 | 0.00 | 10,050.00 |
| 12/01/2013 | 137 | OPER | Maturity | 64966JAU0 | 5,000,000.00 | NYCNY 5.0M 1.91% Mat. 12/01/2013 | 12/01/2013 | 0.00 | 0.00 | 5,000,000.00 | 5,000,000.00 |
| 12/03/2013 | 182 | OPER | Purchase | 605581DP9 | 2,000,000.00 | MISSST 2.0M 0.31% Mat. | 12/01/2014 | -2,000,000.00 | 0.00 | 0.00 | -2,000,000.00 |
| 12/05/2013 | 161 | OPER | Interest | 3135G0SE4 | 15,000,000.00 | FNMAC 15.0M 0.42% Mat. | 06/05/2015 | 0.00 | 31,500.00 | 0.00 | 31,500.00 |
| 12/05/2013 | 161 | OPER | Call | 3135G0SE4 | 15,000,000.00 | 0.0M 0.42% | 06/05/2015 | 0.00 | 0.00 | 15,000,000.00 | 15,000,000.00 |
| 12/11/2013 | 183 | OPER | Purchase | 63165TLQ6 | 4,000,000.00 | NCNY 4.0M 2.00% Mat. 09/15/2014 | 09/15/2014 | -4,044,240.00 | 0.00 | 0.00 | -4,044,240.00 |
| 12/16/2013 | 159 | OPER | Interest | 240505QB6 | 10,000,000.00 | DCGASD 10.0M 1.00% Mat. | 12/16/2013 | 0.00 | 51,388.89 | 0.00 | 51,388.89 |
| 12/16/2013 | 159 | OPER | Maturity | 240505QB6 | 10,000,000.00 | DCGASD 10.0M 1.00% Mat. | 12/16/2013 | 0.00 | 0.00 | 10,000,000.00 | 10,000,000.00 |
| 12/31/2013 | 165 | OPER | Interest | 172311617 | 5,000,000.00 | EWB 5.0M 0.50% Mat. 07/23/2014 | 07/23/2014 | 0.00 | 6,311.33 | 0.00 | 6,311.33 |
| 12/31/2013 | 165 | OPER | Interest | 172311617 | 5,000,000.00 | EWB 5.0M 0.50% Mat. 07/23/2014 | 07/23/2014 | -6,311.33 | 0.00 | 0.00 | -6,311.33 |
| 01/17/2014 | 184 | OPER | Purchase | 3130A0J92 | 5,000,000.00 | FHLBC 5.0M 0.88% Mat. 01/17/2017 | 01/17/2017 | -5,000,000.00 | 0.00 | 0.00 | -5,000,000.00 |
| 01/29/2014 | 185 | OPER | Purchase | 3134G4TQ1 | 3,000,000.00 | FHLMCC 3.0M 0.50% Mat. | 01/29/2016 | -3,000,000.00 | 0.00 | 0.00 | -3,000,000.00 |
| 01/30/2014 | 186 | OPER | Purchase | 3130A0MC1 | 3,000,000.00 | FHLBS 3.0M 0.50% Mat. 01/30/2017 | 01/30/2017 | -3,000,000.00 | 0.00 | 0.00 | -3,000,000.00 |
| 02/01/2014 | 180 | OPER | Interest | 4197912K3 | 1,000,000.00 | HAWAII 1.0M 3.00% Mat. | 08/01/2015 | 0.00 | 5,833.33 | 0.00 | 5,833.33 |
| 02/11/2014 | 187 | OPER | Purchase | 967244X25 | 5,000,000.00 | WICHKS 5.0M 0.50% Mat. | 04/15/2015 | -5,008,450.00 | 0.00 | 0.00 | -5,008,450.00 |
| 02/14/2014 | 146 | OPER | Interest | 306297G55 | 10,000,000.00 | FRMA 10.0M 0.50% Mat. 02/14/2014 | 02/14/2014 | 0.00 | 50,000.00 | 0.00 | 50,000.00 |
| 02/14/2014 | 146 | OPER | Maturity | 306297G55 | 10,000,000.00 | FRMA 10.0M 0.50% Mat. 02/14/2014 | 02/14/2014 | 0.00 | 0.00 | 10,000,000.00 | 10,000,000.00 |
| 02/15/2014 | 167 | OPER | Interest | 283734MB4 | 3,000,000.00 | ELPASO 3.0M 3.61% Mat. | 08/15/2014 | 0.00 | 54,150.00 | 0.00 | 54,150.00 |
| 02/15/2014 | 178 | OPER | Interest | 833714M70 | 960,000.00 | SOCISD 1.0M 5.00% Mat. | 08/15/2015 | 0.00 | 24,000.00 | 0.00 | 24,000.00 |
| 02/24/2014 | 188 | OPER | Purchase | 529590BJ9 | 2,000,000.00 | LEXISC 2.0M 3.75% Mat. | 01/15/2015 | -2,062,240.00 | -8,125.00 | 0.00 | -2,070,365.00 |
| 02/27/2014 | 155 | OPER | Interest | 89012RDK2 | 3,000,000.00 | TRNJ 3.0M 1.25% Mat. 02/27/2014 | 02/27/2014 | 0.00 | 30,625.00 | 0.00 | 30,625.00 |
| 02/27/2014 | 155 | OPER | Maturity | 89012RDK2 | 3,000,000.00 | TRNJ 3.0M 1.25% Mat. 02/27/2014 | 02/27/2014 | 0.00 | 0.00 | 3,000,000.00 | 3,000,000.00 |
| 02/28/2014 | 189 | OPER | Purchase | 172535690 | 5,000,000.00 | EWB 5.0M 0.30% Mat. 11/28/2014 | 11/28/2014 | -5,000,000.00 | 0.00 | 0.00 | -5,000,000.00 |
| Subtotal | | | | | | | | -29,121,241.33 | 303,483.55 | 43,000,000.00 | 14,182,242.22 |
| Total | | | | | | | | -29,127,552.66 | 409,217.13 | 43,000,000.00 | 14,281,664.47 |

Portfolio LEWI
 AP



**Lewisville ISD
Purchases Report
Sorted by Fund - Fund
December 1, 2013 - February 28, 2014**

Patterson & Associates
901 S. MoPac
Suite 195
Austin, TX 78746
-

| CUSIP | Investment # | Fund | Sec. Type Issuer | Original Par Value | Purchase Date | Payment Periods | Principal Purchased | Accrued Interest at Purchase | Rate at Purchase | Maturity Date | YTM | Ending Book Value |
|-------------------------------------|--------------|------|------------------------|-----------------------|------------------|--------------------|------------------------|---------------------------------|---------------------|------------------|-------|----------------------|
| Maintenance & Operations | | | | | | | | | | | | |
| 605581DP9 | 182 | OPER | MC1 MISSST | 2,000,000.00 | 12/03/2013 | 06/01 - 12/01 | 2,000,000.00 | | 0.310 | 12/01/2014 | 0.310 | 2,000,000.00 |
| 63165TLQ6 | 183 | OPER | MC1 NCNY | 4,000,000.00 | 12/11/2013 | 09/15 - Final Pmt. | 4,044,240.00 | | 2.000 | 09/15/2014 | 0.541 | 4,031,323.21 |
| 3130A0J92 | 184 | OPER | FAC FHLBC | 5,000,000.00 | 01/17/2014 | 07/17 - 01/17 | 5,000,000.00 | | 0.875 | 01/17/2017 | 0.875 | 5,000,000.00 |
| 3134G4TQ1 | 185 | OPER | FAC FHLMCC | 3,000,000.00 | 01/29/2014 | 07/29 - 01/29 | 3,000,000.00 | | 0.500 | 01/29/2016 | 0.500 | 3,000,000.00 |
| 3130A0MC1 | 186 | OPER | FAC FHLBS | 3,000,000.00 | 01/30/2014 | 07/30 - 01/30 | 3,000,000.00 | | 0.500 | 01/30/2017 | 0.500 | 3,000,000.00 |
| 967244X25 | 187 | OPER | MC1 WICHKS | 5,000,000.00 | 02/11/2014 | 04/15 - Final Pmt. | 5,008,450.00 | | 0.500 | 04/15/2015 | 0.356 | 5,007,757.38 |
| 529590BJ9 | 188 | OPER | MC1 LEXISC | 2,000,000.00 | 02/24/2014 | 01/15 - Final Pmt. | 2,062,240.00 | 8,125.00 | 3.750 | 01/15/2015 | 0.251 | 2,060,882.74 |
| 172535690 | 189 | OPER | RR5 EWB | 5,000,000.00 | 02/28/2014 | / - Quarterly | 5,000,000.00 | | 0.300 | 11/28/2014 | 0.300 | 5,000,000.00 |
| | | | Subtotal | 29,000,000.00 | | | 29,114,930.00 | 8,125.00 | | | | 29,099,963.33 |
| | | | Total Purchases | 29,000,000.00 | | | 29,114,930.00 | 8,125.00 | | | | 29,099,963.33 |



**Lewisville ISD
Maturity Report
Sorted by Maturity Date**

Patterson & Associates
901 S. MoPac
Suite 195
Austin, TX 78746
-

Amounts due during December 1, 2013 - February 28, 2014

| CUSIP | Investment # | Fund | Sec. Type | Issuer | Par Value | Maturity Date | Purchase Date | Rate at Maturity | Book Value at Maturity | Interest | Maturity Proceeds | Net Income |
|-------------------------|--------------|------|--------------|--------|----------------------|------------------|------------------|---------------------|---------------------------|-------------------|----------------------|-------------------|
| 64966JAU0 | 137 | OPER | MC1 | NYCNY | 5,000,000.00 | 12/01/2013 | 10/30/2012 | 1.910 | 5,000,000.00 | 47,750.00 | 5,047,750.00 | 47,750.00 |
| 240505QB6 | 159 | OPER | MC1 | DCGASD | 10,000,000.00 | 12/16/2013 | 06/11/2013 | 1.000 | 10,000,000.00 | 51,388.89 | 10,051,388.89 | 51,388.89 |
| 306297G55 | 146 | OPER | MC1 | FRMA | 10,000,000.00 | 02/14/2014 | 02/14/2013 | 0.500 | 10,000,000.00 | 50,000.00 | 10,050,000.00 | 50,000.00 |
| 89012RDK2 | 155 | OPER | MC1 | TRNJ | 3,000,000.00 | 02/27/2014 | 05/03/2013 | 1.250 | 3,000,000.00 | 30,625.00 | 3,030,625.00 | 30,625.00 |
| Total Maturities | | | | | 28,000,000.00 | | | | 28,000,000.00 | 179,763.89 | 28,179,763.89 | 179,763.89 |



**Lewisville ISD
Sales/Call Report
Sorted by Maturity Date - Fund
December 1, 2013 - February 28, 2014**

Patterson & Associates
901 S. MoPac
Suite 195
Austin, TX 78746
-

| CUSIP | Investment # | Fund | Issuer Sec. Type | Purchase Date | Redem. Date Matur. Date | Par Value | Rate at Redem. | Book Value at Redem. | Redemption Principal | Redemption Interest | Total Amount | Net Income |
|--------------------|--------------|------|---------------------|------------------|----------------------------|----------------------|-------------------|-------------------------|-------------------------|------------------------|-----------------------|------------------|
| 06/05/2015 | | | | | | | | | | | | |
| 3135G0SE4 | 161 | OPER | FNMAC FAC | 06/14/2013 | 12/05/2013 06/05/2015 | 15,000,000.00 | 0.420 | 15,000,000.00 | 15,000,000.00 | 31,500.00 | 15,031,500.00 Call | 31,500.00 |
| Subtotal | | | | | | 15,000,000.00 | | 15,000,000.00 | 15,000,000.00 | 31,500.00 | 15,031,500.00 | 31,500.00 |
| Total Sales | | | | | | 15,000,000.00 | | 15,000,000.00 | 15,000,000.00 | 31,500.00 | 15,031,500.00 | 31,500.00 |



**Lewisville ISD
Interest Earnings
Sorted by Fund - Fund
December 1, 2013 - February 28, 2014
Yield on Beginning Book Value**

Patterson & Associates
901 S. MoPac
Suite 195
Austin, TX 78746

| CUSIP | Investment # | Fund | Security Type | Ending Par Value | Beginning Book Value | Ending Book Value | Maturity Date | Current Annualized Rate | Yield | Adjusted Interest Earnings | | |
|-----------------------------------|--------------|--------|-----------------|----------------------|----------------------|----------------------|---------------|-------------------------|--------------|----------------------------|-------------------------|----------------------------|
| | | | | | | | | | | Interest Earned | Amortization/ Accretion | Adjusted Interest Earnings |
| Fund: Capital Project #637 | | | | | | | | | | | | |
| 999999994 | 78 | CP0637 | RR2 | 18,004.13 | 18,001.76 | 18,004.13 | | 0.053 | 0.053 | 2.37 | 0.00 | 2.37 |
| 999999993 | 73 | CP0637 | RRP | 238,818.08 | 239,799.81 | 238,818.08 | | 0.028 | 0.031 | 18.27 | 0.00 | 18.27 |
| | | | Subtotal | 256,822.21 | 257,801.57 | 256,822.21 | | | 0.032 | 20.64 | 0.00 | 20.64 |
| Fund: Capital Project #639 | | | | | | | | | | | | |
| 999999994 | 92 | CP0639 | RR2 | 687,219.84 | 1,115,289.16 | 687,219.84 | | 0.053 | 0.039 | 107.12 | 0.00 | 107.12 |
| 999999993 | 86 | CP0639 | RRP | 20,509.10 | 20,507.57 | 20,509.10 | | 0.028 | 0.030 | 1.53 | 0.00 | 1.53 |
| | | | Subtotal | 707,728.94 | 1,135,796.73 | 707,728.94 | | | 0.039 | 108.65 | 0.00 | 108.65 |
| Fund: Capital Project #641 | | | | | | | | | | | | |
| 999999993 | 102 | CP0641 | RRP | 405,598.19 | 796,836.43 | 405,598.19 | | 0.028 | 0.021 | 41.51 | 0.00 | 41.51 |
| | | | Subtotal | 405,598.19 | 796,836.43 | 405,598.19 | | | 0.021 | 41.51 | 0.00 | 41.51 |
| Fund: Capital Project #642 | | | | | | | | | | | | |
| 999999993 | 117 | CP0642 | RRP | 4,204,317.43 | 5,338,723.56 | 4,204,317.43 | | 0.028 | 0.026 | 339.21 | 0.00 | 339.21 |
| | | | Subtotal | 4,204,317.43 | 5,338,723.56 | 4,204,317.43 | | | 0.026 | 339.21 | 0.00 | 339.21 |
| Fund: Capital Project #643 | | | | | | | | | | | | |
| 999999993 | 124 | CP0643 | RRP | 6,075,565.88 | 9,377,974.59 | 6,075,565.88 | | 0.028 | 0.023 | 533.37 | 0.00 | 533.37 |
| | | | Subtotal | 6,075,565.88 | 9,377,974.59 | 6,075,565.88 | | | 0.023 | 533.37 | 0.00 | 533.37 |
| Fund: Capital Project #644 | | | | | | | | | | | | |
| 999999993 | 143 | CP0644 | RRP | 3,874,506.42 | 11,012,175.60 | 3,874,506.42 | | 0.028 | 0.018 | 487.99 | 0.00 | 487.99 |
| | | | Subtotal | 3,874,506.42 | 11,012,175.60 | 3,874,506.42 | | | 0.018 | 487.99 | 0.00 | 487.99 |
| Fund: Capital Project #645 | | | | | | | | | | | | |
| 999999993 | 152 | CP0645 | RRP | 56,374,870.67 | 53,962,793.14 | 56,374,870.67 | | 0.028 | 0.033 | 4,399.80 | 0.00 | 4,399.80 |
| | | | Subtotal | 56,374,870.67 | 53,962,793.14 | 56,374,870.67 | | | 0.033 | 4,399.80 | 0.00 | 4,399.80 |

Lewisville ISD
Interest Earnings
December 1, 2013 - February 28, 2014

| CUSIP | Investment # | Fund | Security Type | Ending Par Value | Beginning Book Value | Ending Book Value | Maturity Date | Current Annualized Rate | Yield | Adjusted Interest Earnings | | |
|---|--------------|--------|---------------|-----------------------|----------------------|-----------------------|---------------|-------------------------|--------------|----------------------------|-------------------------|----------------------------|
| | | | | | | | | | | Interest Earned | Amortization/ Accretion | Adjusted Interest Earnings |
| Fund: Capital Project #646 | | | | | | | | | | | | |
| 999999993 | 181 | CP0646 | RRP | 58,727,284.79 | 70,000,907.69 | 58,727,284.79 | | 0.028 | 0.027 | 4,668.78 | 0.00 | 4,668.78 |
| Subtotal | | | | 58,727,284.79 | 70,000,907.69 | 58,727,284.79 | | | 0.027 | 4,668.78 | 0.00 | 4,668.78 |
| Fund: Debt Service | | | | | | | | | | | | |
| 999999994 | 19 | DS | RR2 | 1,098,554.11 | 1,098,404.73 | 1,098,554.11 | | 0.053 | 0.055 | 149.38 | 0.00 | 149.38 |
| 999999993 | 18 | DS | RRP | 93,869,418.07 | 11,975,881.81 | 93,869,418.07 | | 0.028 | 0.156 | 4,618.78 | 0.00 | 4,618.78 |
| 172571152 | 164 | DS | RR5 | 5,011,108.11 | 5,004,796.78 | 5,011,108.11 | 07/23/2014 | 0.500 | 0.501 | 6,176.77 | 0.00 | 6,176.77 |
| 283734MB4 | 172 | DS | MC1 | 2,270,000.00 | 2,320,931.23 | 2,302,884.73 | 08/15/2014 | 3.610 | 0.426 | 20,486.75 | -18,046.50 | 2,440.25 |
| 283734HG9 | 173 | DS | MC1 | 1,175,000.00 | 1,219,213.77 | 1,203,547.47 | 08/15/2014 | 5.770 | 0.427 | 16,949.37 | -15,666.30 | 1,283.07 |
| 4140043H2 | 171 | DS | MC1 | 650,000.00 | 671,504.53 | 663,884.82 | 08/15/2014 | 5.000 | 0.305 | 8,125.00 | -7,619.71 | 505.29 |
| 442402C43 | 174 | DS | MC1 | 200,000.00 | 208,447.50 | 205,454.29 | 08/15/2014 | 6.300 | 0.305 | 3,150.00 | -2,993.21 | 156.79 |
| 1175652F7 | 175 | DS | MC1 | 200,000.00 | 202,393.03 | 201,545.11 | 08/15/2014 | 2.000 | 0.305 | 1,000.00 | -847.92 | 152.08 |
| Subtotal | | | | 104,474,080.29 | 22,701,573.38 | 104,556,396.71 | | | 0.277 | 60,656.05 | -45,173.64 | 15,482.41 |
| Fund: Escrow Sinking Fund | | | | | | | | | | | | |
| 3136G02S9 | 139 | ESF | FAC | 1,000,000.00 | 999,588.66 | 999,609.49 | 11/08/2018 | 1.000 | 1.023 | 2,500.00 | 20.83 | 2,520.83 |
| 3136G1TL3 | 169 | ESF | FAC | 1,000,000.00 | 998,086.67 | 998,186.67 | 09/13/2018 | 1.000 | 1.056 | 2,500.00 | 100.00 | 2,600.00 |
| 820162014 | 128 | ESF | RR4 | 9,210.15 | 9,209.51 | 9,210.15 | | 0.030 | 0.027 | 0.61 | 0.00 | 0.61 |
| Subtotal | | | | 2,009,210.15 | 2,006,884.84 | 2,007,006.31 | | | 1.035 | 5,000.61 | 120.83 | 5,121.44 |
| Fund: Maintenance & Operations | | | | | | | | | | | | |
| 999999994 | 17 | OPER | RR2 | 2,929,275.34 | 2,928,877.07 | 2,929,275.34 | | 0.053 | 0.055 | 398.27 | 0.00 | 398.27 |
| 999999993 | 16 | OPER | RRP | 217,923,342.62 | 52,865,256.28 | 217,923,342.62 | | 0.028 | 0.090 | 11,708.72 | 0.00 | 11,708.72 |
| 3135G0SE4 | 161 | OPER | FAC | 0.00 | 15,000,000.00 | 0.00 | 06/05/2015 | 0.420 | 0.426 | 700.00 | 0.00 | 700.00 |
| 3130A0J92 | 184 | OPER | FAC | 5,000,000.00 | 0.00 | 5,000,000.00 | 01/17/2017 | 0.875 | 0.908 | 5,347.22 | 0.00 | 5,347.22 |
| 3130A0MC1 | 186 | OPER | FAC | 3,000,000.00 | 0.00 | 3,000,000.00 | 01/30/2017 | 0.500 | 0.524 | 1,291.67 | 0.00 | 1,291.67 |
| 3134G4TQ1 | 185 | OPER | FAC | 3,000,000.00 | 0.00 | 3,000,000.00 | 01/29/2016 | 0.500 | 0.523 | 1,333.33 | 0.00 | 1,333.33 |
| 306297G55 | 146 | OPER | MC1 | 0.00 | 10,000,993.61 | 0.00 | 02/14/2014 | 0.500 | 0.445 | 10,138.89 | -993.61 | 9,145.28 |
| 6427134Z1 | 151 | OPER | MC1 | 3,000,000.00 | 3,006,582.87 | 3,001,431.06 | 03/26/2014 | 1.000 | 0.317 | 7,500.00 | -5,151.81 | 2,348.19 |
| 89012RDK2 | 155 | OPER | MC1 | 0.00 | 3,006,213.06 | 0.00 | 02/27/2014 | 1.250 | 0.379 | 8,958.33 | -6,213.06 | 2,745.27 |
| 89012RDL0 | 162 | OPER | MC1 | 5,000,000.00 | 5,031,177.08 | 5,017,489.58 | 06/26/2014 | 1.500 | 0.408 | 18,750.00 | -13,687.50 | 5,062.50 |
| 3133ECPN8 | 156 | OPER | FAC | 2,000,000.00 | 1,999,547.59 | 1,999,664.26 | 11/20/2014 | 0.180 | 0.206 | 900.00 | 116.67 | 1,016.67 |
| 387460KY3 | 157 | OPER | MC1 | 1,005,000.00 | 1,029,147.52 | 1,025,122.94 | 06/01/2015 | 2.000 | 0.394 | 5,025.00 | -4,024.58 | 1,000.42 |
| 240505QB6 | 159 | OPER | MC1 | 0.00 | 10,002,570.27 | 0.00 | 12/16/2013 | 1.000 | 0.388 | 4,166.67 | -2,570.27 | 1,596.40 |
| 6775193Y4 | 160 | OPER | MC1 | 5,000,000.00 | 5,067,734.32 | 5,009,118.08 | 03/15/2014 | 5.000 | 0.311 | 62,500.00 | -58,616.24 | 3,883.76 |
| 172535690 | 189 | OPER | RR5 | 5,000,000.00 | 0.00 | 5,000,000.00 | 11/28/2014 | 0.300 | 0.300 | 41.10 | 0.00 | 41.10 |
| 172311617 | 165 | OPER | RR5 | 5,011,108.11 | 5,004,796.78 | 5,011,108.11 | 07/23/2014 | 0.500 | 0.501 | 6,176.77 | 0.00 | 6,176.77 |

Lewisville ISD
Interest Earnings
December 1, 2013 - February 28, 2014

| CUSIP | Investment # | Fund | Security Type | Ending Par Value | Beginning Book Value | Ending Book Value | Maturity Date | Current Annualized Rate | Annualized Yield | Adjusted Interest Earnings | | |
|---|--------------|------|---------------|-----------------------|-----------------------|-----------------------|---------------|-------------------------|------------------|----------------------------|-------------------------|----------------------------|
| | | | | | | | | | | Interest Earned | Amortization/ Accretion | Adjusted Interest Earnings |
| Fund: Maintenance & Operations | | | | | | | | | | | | |
| 967244X25 | 187 | OPER | MC1 | 5,000,000.00 | 0.00 | 5,007,757.38 | 04/15/2015 | 0.500 | 0.282 | 1,388.89 | -692.62 | 696.27 |
| 967244W67 | 166 | OPER | MC1 | 3,000,000.00 | 3,002,085.86 | 3,001,488.00 | 10/15/2014 | 0.500 | 0.426 | 3,750.00 | -597.86 | 3,152.14 |
| 283734MB4 | 167 | OPER | MC1 | 3,000,000.00 | 3,066,648.47 | 3,043,032.87 | 08/15/2014 | 3.610 | 0.457 | 27,075.00 | -23,615.60 | 3,459.40 |
| 152735VD5 | 170 | OPER | MC1 | 2,435,000.00 | 2,453,811.02 | 2,443,487.90 | 05/15/2014 | 2.000 | 0.306 | 12,175.00 | -10,323.12 | 1,851.88 |
| 186072QR8 | 177 | OPER | MC1 | 1,065,000.00 | 1,077,070.00 | 1,074,656.00 | 03/01/2015 | 1.250 | 0.344 | 3,328.12 | -2,414.00 | 914.12 |
| 833714M70 | 178 | OPER | MC1 | 960,000.00 | 1,034,958.63 | 1,023,971.21 | 08/15/2015 | 5.000 | 0.397 | 12,000.00 | -10,987.42 | 1,012.58 |
| 981306ER0 | 179 | OPER | MC1 | 2,135,000.00 | 2,280,289.42 | 2,261,338.62 | 11/01/2015 | 4.000 | 0.427 | 21,350.00 | -18,950.80 | 2,399.20 |
| 4197912K3 | 180 | OPER | MC1 | 1,000,000.00 | 1,043,819.67 | 1,037,246.72 | 08/01/2015 | 3.000 | 0.360 | 7,500.00 | -6,572.95 | 927.05 |
| 605581DP9 | 182 | OPER | MC1 | 2,000,000.00 | 0.00 | 2,000,000.00 | 12/01/2014 | 0.310 | 0.314 | 1,515.56 | 0.00 | 1,515.56 |
| 63165TLQ6 | 183 | OPER | MC1 | 4,000,000.00 | 0.00 | 4,031,323.21 | 09/15/2014 | 2.000 | 0.548 | 17,777.78 | -12,916.79 | 4,860.99 |
| 529590BJ9 | 188 | OPER | MC1 | 2,000,000.00 | 0.00 | 2,060,882.74 | 01/15/2015 | 3.750 | 0.358 | 1,458.33 | -1,357.26 | 101.07 |
| Subtotal | | | | 284,463,726.07 | 128,901,579.52 | 284,901,736.64 | | | 0.262 | 254,254.65 | -179,568.82 | 74,685.83 |
| Fund: Worker's Compensation Fund | | | | | | | | | | | | |
| 999999994 | 25 | WC | RR2 | 4,143,870.12 | 4,143,306.66 | 4,143,870.12 | | 0.053 | 0.055 | 563.46 | 0.00 | 563.46 |
| 999999993 | 26 | WC | RRP | 4,565,590.98 | 4,565,241.72 | 4,565,590.98 | | 0.028 | 0.031 | 349.26 | 0.00 | 349.26 |
| Subtotal | | | | 8,709,461.10 | 8,708,548.38 | 8,709,461.10 | | | 0.043 | 912.72 | 0.00 | 912.72 |
| Total | | | | 530,283,172.14 | 314,201,595.43 | 530,801,295.29 | | | 0.144 | 331,423.98 | -224,621.63 | 106,802.35 |



Lewisville ISD
Amortization Schedule
December 1, 2013 - February 28, 2014
Sorted By Fund - Fund

Patterson & Associates
 901 S. MoPac
 Suite 195
 Austin, TX 78746
 -

| Investment # | Maturity Date | Beginning Par Value | | | | | Amounts Amortized | | | |
|-------------------------------------|---------------|---------------------|-----------------|---------------------|------------------------------|---------------------|----------------------------------|------------------------------|----------------------------------|---------------------------------------|
| Issuer | Fund | Amort. Date | Current Rate | Purchase Principal | Original Premium or Discount | Ending Book Value | And Unamortized As of 12/01/2013 | Amount Amortized This Period | Amt Amortized Through 02/28/2014 | Amount Unamortized Through 02/28/2014 |
| Debt Service | | | | | | | | | | |
| 175 | DS | 08/15/2014 | 200,000.00 | 202,996.00 | 2,996.00 | 201,545.11 | -602.97 | -847.92 | -1,450.89 | 1,545.11 |
| Bryan TX | | | 2.000 | | | | 2,393.03 | | | |
| 172 | DS | 08/15/2014 | 2,270,000.00 | 2,333,764.30 | 63,764.30 | 2,302,884.73 | -12,833.07 | -18,046.50 | -30,879.57 | 32,884.73 |
| El Paso TX | | | 3.610 | | | | 50,931.23 | | | |
| 173 | DS | 08/15/2014 | 1,175,000.00 | 1,230,354.25 | 55,354.25 | 1,203,547.47 | -11,140.48 | -15,666.30 | -26,806.78 | 28,547.47 |
| El Paso TX | | | 5.770 | | | | 44,213.77 | | | |
| 171 | DS | 08/15/2014 | 650,000.00 | 676,923.00 | 26,923.00 | 663,884.82 | -5,418.47 | -7,619.71 | -13,038.18 | 13,884.82 |
| Harris County TX | | | 5.000 | | | | 21,504.53 | | | |
| 174 | DS | 08/15/2014 | 200,000.00 | 210,576.00 | 10,576.00 | 205,454.29 | -2,128.50 | -2,993.21 | -5,121.71 | 5,454.29 |
| Houston TX ISD | | | 6.300 | | | | 8,447.50 | | | |
| | | | Subtotal | 4,654,613.55 | 159,613.55 | 4,577,316.42 | -32,123.49 | -45,173.64 | -77,297.13 | 82,316.42 |
| | | | | | | | 127,490.06 | | | |
| Escrow Sinking Fund | | | | | | | | | | |
| 139 | ESF | 11/08/2018 | 1,000,000.00 | 999,500.00 | -500.00 | 999,609.49 | 88.66 | 20.83 | 109.49 | -390.51 |
| FNMA Step Note | | 11/08/2018 | 1.000 | | | | -411.34 | | | |
| 169 | ESF | 09/13/2018 | 1,000,000.00 | 998,000.00 | -2,000.00 | 998,186.67 | 86.67 | 100.00 | 186.67 | -1,813.33 |
| FNMA Step Note | | 09/13/2018 | 1.000 | | | | -1,913.33 | | | |
| | | | Subtotal | 1,997,500.00 | -2,500.00 | 1,997,796.16 | 175.33 | 120.83 | 296.16 | -2,203.84 |
| | | | | | | | -2,324.67 | | | |
| Maintenance & Operations | | | | | | | | | | |
| 170 | OPER | 05/15/2014 | 2,435,000.00 | 2,461,151.90 | 26,151.90 | 2,443,487.90 | -7,340.88 | -10,323.12 | -17,664.00 | 8,487.90 |
| Central Bucks PA SD | | | 2.000 | | | | 18,811.02 | | | |
| 177 | OPER | 03/01/2015 | 1,065,000.00 | 1,078,035.60 | 13,035.60 | 1,074,656.00 | -965.60 | -2,414.00 | -3,379.60 | 9,656.00 |
| Cleveland County SD OK | | | 1.250 | | | | 12,070.00 | | | |
| 159 | OPER | 12/16/2013 | 10,000,000.00 | 10,031,700.00 | 31,700.00 | 0.00 | -29,129.73 | -2,570.27 | -31,700.00 | 0.00 |
| DeKalb County GA SD | | | 1.000 | | | | 2,570.27 | | | |
| 167 | OPER | 08/15/2014 | 3,000,000.00 | 3,094,200.00 | 94,200.00 | 3,043,032.87 | -27,551.53 | -23,615.60 | -51,167.13 | 43,032.87 |
| El Paso TX | | | 3.610 | | | | 66,648.47 | | | |
| 156 | OPER | 11/20/2014 | 2,000,000.00 | 1,999,300.00 | -700.00 | 1,999,664.26 | 247.59 | 116.67 | 364.26 | -335.74 |
| FFCB Call Note | | 11/20/2014 | 0.180 | | | | -452.41 | | | |
| 146 | OPER | 02/14/2014 | 10,000,000.00 | 10,004,900.00 | 4,900.00 | 0.00 | -3,906.39 | -993.61 | -4,900.00 | 0.00 |
| Fall River MA | | | 0.500 | | | | 993.61 | | | |

Portfolio LEWI
 AP

Lewisville ISD
Amortization Schedule
December 1, 2013 - February 28, 2014

| Investment # | Maturity Date | Beginning Par Value | | | | Amounts Amortized | | | | |
|-------------------------------------|---------------|--------------------------|-----------------------|----------------------|------------------------------|----------------------|-----------------------------------|------------------------------|----------------------------------|---------------------------------------|
| Issuer | Fund | Amort. Date | Current Rate | Purchase Principal | Original Premium or Discount | Ending Book Value | And Unamortized As of 12/01/2013 | Amount Amortized This Period | Amt Amortized Through 02/28/2014 | Amount Unamortized Through 02/28/2014 |
| Maintenance & Operations | | | | | | | | | | |
| 157 Granite UT SD | OPER | 06/01/2015 | 1,005,000.00 2.000 | 1,037,330.85 | 32,330.85 | 1,025,122.94 | -8,183.33 24,147.52 | -4,024.58 | -12,207.91 | 20,122.94 |
| 180 Hawaii State | OPER | 08/01/2015 | 1,000,000.00 3.000 | 1,044,550.00 | 44,550.00 | 1,037,246.72 | -730.33 43,819.67 | -6,572.95 | -7,303.28 | 37,246.72 |
| 188 Lexington SC | OPER | 01/15/2015 | 2,000,000.00 3.750 | 2,062,240.00 | 62,240.00 | 2,060,882.74 | 0.00 62,240.00 | -1,357.26 | -1,357.26 | 60,882.74 |
| 151 New Britain CT | OPER | 03/26/2014 | 3,000,000.00 1.000 | 3,020,550.00 | 20,550.00 | 3,001,431.06 | -13,967.13 6,582.87 | -5,151.81 | -19,118.94 | 1,431.06 |
| 183 Nassau County NY | OPER | 09/15/2014 | 4,000,000.00 2.000 | 4,044,240.00 | 44,240.00 | 4,031,323.21 | 0.00 44,240.00 | -12,916.79 | -12,916.79 | 31,323.21 |
| 137 NYC NY GO | OPER | 12/01/2013 | 5,000,000.00 1.910 | 5,083,900.00 | 83,900.00 | 0.00 | -83,900.00 0.00 | 0.00 | -83,900.00 | 0.00 |
| 160 Ohio State | OPER | 03/15/2014 | 5,000,000.00 5.000 | 5,176,500.00 | 176,500.00 | 5,009,118.08 | -108,765.68 67,734.32 | -58,616.24 | -167,381.92 | 9,118.08 |
| 178 Socorro ISD TX | OPER | 08/15/2015 | 960,000.00 5.000 | 1,039,353.60 | 79,353.60 | 1,023,971.21 | -4,394.97 74,958.63 | -10,987.42 | -15,382.39 | 63,971.21 |
| 155 Toms River NJ | OPER | 02/27/2014 | 3,000,000.00 1.250 | 3,021,240.00 | 21,240.00 | 0.00 | -15,026.94 6,213.06 | -6,213.06 | -21,240.00 | 0.00 |
| 162 Toms River NJ | OPER | 06/26/2014 | 5,000,000.00 1.500 | 5,054,750.00 | 54,750.00 | 5,017,489.58 | -23,572.92 31,177.08 | -13,687.50 | -37,260.42 | 17,489.58 |
| 166 Wichita KS | OPER | 10/15/2014 | 3,000,000.00 0.500 | 3,002,790.00 | 2,790.00 | 3,001,488.00 | -704.14 2,085.86 | -597.86 | -1,302.00 | 1,488.00 |
| 187 Wichita KS | OPER | 04/15/2015 10/15/2014 | 5,000,000.00 0.500 | 5,008,450.00 | 8,450.00 | 5,007,757.38 | 0.00 8,450.00 | -692.62 | -692.62 | 7,757.38 |
| 179 Worcester MA | OPER | 11/01/2015 | 2,135,000.00 4.000 | 2,286,606.35 | 151,606.35 | 2,261,338.62 | -6,316.93 145,289.42 | -18,950.80 | -25,267.73 | 126,338.62 |
| Subtotal | | | | 69,551,788.30 | 951,788.30 | 41,038,010.57 | -334,208.91 617,579.39 | -179,568.82 | -513,777.73 | 438,010.57 |
| Total | | | | 76,203,901.85 | 1,108,901.85 | 47,613,123.15 | -366,157.07 742,744.78 | -224,621.63 | -590,778.70 | 518,123.15 |



Lewisville ISD
Projected Cashflow Report
Sorted by Fund

Patterson & Associates
 901 S. MoPac
 Suite 195
 Austin, TX 78746

For the Period March 1, 2014 - September 30, 2014

| Projected Trans. Date | Investment # | Fund | Security ID | Transaction Type | Issuer | Par Value | Original Cost | Principal | Interest | Total |
|--------------------------------------|--------------|------|-------------|------------------|------------------------|---------------------|---------------------|---------------------|------------------|---------------------|
| Debt Service | | | | | | | | | | |
| 08/15/2014 | 171 | DS | 4140043H2 | Maturity | Harris County TX | 650,000.00 | 676,923.00 | 650,000.00 | 16,250.00 | 666,250.00 |
| 08/15/2014 | 172 | DS | 283734MB4 | Maturity | El Paso TX | 2,270,000.00 | 2,333,764.30 | 2,270,000.00 | 40,973.50 | 2,310,973.50 |
| 08/15/2014 | 173 | DS | 283734HG9 | Maturity | El Paso TX | 1,175,000.00 | 1,230,354.25 | 1,175,000.00 | 33,898.75 | 1,208,898.75 |
| 08/15/2014 | 174 | DS | 442402C43 | Maturity | Houston TX ISD | 200,000.00 | 210,576.00 | 200,000.00 | 6,300.00 | 206,300.00 |
| 08/15/2014 | 175 | DS | 1175652F7 | Maturity | Bryan TX | 200,000.00 | 202,996.00 | 200,000.00 | 2,000.00 | 202,000.00 |
| Total for Debt Service | | | | | | 4,495,000.00 | 4,654,613.55 | 4,495,000.00 | 99,422.25 | 4,594,422.25 |
| Escrow Sinking Fund | | | | | | | | | | |
| 03/13/2014 | 169 | ESF | 3136G1TL3 | Interest | FNMA Step Note | 0.00 | 0.00 | 0.00 | 5,000.00 | 5,000.00 |
| 03/13/2014 | 169 | ESF | 3136G1TL3 | Call | FNMA Step Note | 1,000,000.00 | 998,000.00 | 1,000,000.00 | 0.00 | 1,000,000.00 |
| 05/08/2014 | 139 | ESF | 3136G02S9 | Interest | FNMA Step Note | 0.00 | 0.00 | 0.00 | 5,000.00 | 5,000.00 |
| 09/13/2014 | 169 | ESF | 3136G1TL3 | Interest | FNMA Step Note | 0.00 | 0.00 | 0.00 | 5,000.00 | 5,000.00 |
| Total for Escrow Sinking Fund | | | | | | 1,000,000.00 | 998,000.00 | 1,000,000.00 | 15,000.00 | 1,015,000.00 |
| Maintenance & Operations | | | | | | | | | | |
| 03/01/2014 | 177 | OPER | 186072QR8 | Interest | Cleveland County SD OK | 0.00 | 0.00 | 0.00 | 13,312.50 | 13,312.50 |
| 03/15/2014 | 160 | OPER | 6775193Y4 | Maturity | Ohio State | 5,000,000.00 | 5,176,500.00 | 5,000,000.00 | 125,000.00 | 5,125,000.00 |
| 03/26/2014 | 151 | OPER | 6427134Z1 | Maturity | New Britain CT | 3,000,000.00 | 3,020,550.00 | 3,000,000.00 | 29,916.67 | 3,029,916.67 |
| 04/15/2014 | 166 | OPER | 967244W67 | Interest | Wichita KS | 0.00 | 0.00 | 0.00 | 10,000.00 | 10,000.00 |
| 04/17/2014 | 184 | OPER | 3130A0J92 | Call | FHLB Call Note | 5,000,000.00 | 5,000,000.00 | 5,000,000.00 | 0.00 | 5,000,000.00 |
| 04/29/2014 | 185 | OPER | 3134G4TQ1 | Call | FHLMC Call Note | 3,000,000.00 | 3,000,000.00 | 3,000,000.00 | 0.00 | 3,000,000.00 |
| 04/30/2014 | 186 | OPER | 3130A0MC1 | Call | FHLB Step Note | 3,000,000.00 | 3,000,000.00 | 3,000,000.00 | 0.00 | 3,000,000.00 |
| 05/01/2014 | 179 | OPER | 981306ER0 | Interest | Worcester MA | 0.00 | 0.00 | 0.00 | 42,700.00 | 42,700.00 |
| 05/15/2014 | 170 | OPER | 152735VD5 | Maturity | Central Bucks PA SD | 2,435,000.00 | 2,461,151.90 | 2,435,000.00 | 24,350.00 | 2,459,350.00 |
| 05/20/2014 | 156 | OPER | 3133ECPN8 | Interest | FFCB Call Note | 0.00 | 0.00 | 0.00 | 1,800.00 | 1,800.00 |
| 06/01/2014 | 157 | OPER | 387460KY3 | Interest | Granite UT SD | 0.00 | 0.00 | 0.00 | 10,050.00 | 10,050.00 |
| 06/01/2014 | 182 | OPER | 605581DP9 | Interest | Mississippi State | 0.00 | 0.00 | 0.00 | 3,065.56 | 3,065.56 |
| 06/26/2014 | 162 | OPER | 89012RDL0 | Maturity | Toms River NJ | 5,000,000.00 | 5,054,750.00 | 5,000,000.00 | 75,000.00 | 5,075,000.00 |
| 07/17/2014 | 184 | OPER | 3130A0J92 | Interest | FHLB Call Note | 0.00 | 0.00 | 0.00 | 21,875.00 | 21,875.00 |
| 07/29/2014 | 185 | OPER | 3134G4TQ1 | Interest | FHLMC Call Note | 0.00 | 0.00 | 0.00 | 7,500.00 | 7,500.00 |
| 07/30/2014 | 186 | OPER | 3130A0MC1 | Interest | FHLB Step Note | 0.00 | 0.00 | 0.00 | 7,500.00 | 7,500.00 |
| 08/01/2014 | 180 | OPER | 4197912K3 | Interest | Hawaii State | 0.00 | 0.00 | 0.00 | 15,000.00 | 15,000.00 |
| 08/15/2014 | 167 | OPER | 283734MB4 | Maturity | El Paso TX | 3,000,000.00 | 3,094,200.00 | 3,000,000.00 | 54,150.00 | 3,054,150.00 |

Portfolio LEWI
 AP

Lewisville ISD
Projected Cashflow Report
For the Period March 1, 2014 - September 30, 2014

| Projected Trans. Date | Investment # | Fund | Security ID | Transaction Type | Issuer | Par Value | Original Cost | Principal | Interest | Total |
|---|--------------|------|-------------|---------------------|------------------------|----------------------|----------------------|----------------------|-------------------|----------------------|
| Maintenance & Operations | | | | | | | | | | |
| 08/15/2014 | 178 | OPER | 833714M70 | Interest | Socorro ISD TX | 0.00 | 0.00 | 0.00 | 24,000.00 | 24,000.00 |
| 09/01/2014 | 177 | OPER | 186072QR8 | Interest | Cleveland County SD OK | 0.00 | 0.00 | 0.00 | 6,656.25 | 6,656.25 |
| 09/15/2014 | 183 | OPER | 63165TLQ6 | Maturity | Nassau County NY | 4,000,000.00 | 4,044,240.00 | 4,000,000.00 | 60,888.89 | 4,060,888.89 |
| Total for Maintenance & Operations | | | | | | 33,435,000.00 | 33,851,391.90 | 33,435,000.00 | 532,764.87 | 33,967,764.87 |
| GRAND TOTALS: | | | | | | 38,930,000.00 | 39,504,005.45 | 38,930,000.00 | 647,187.12 | 39,577,187.12 |



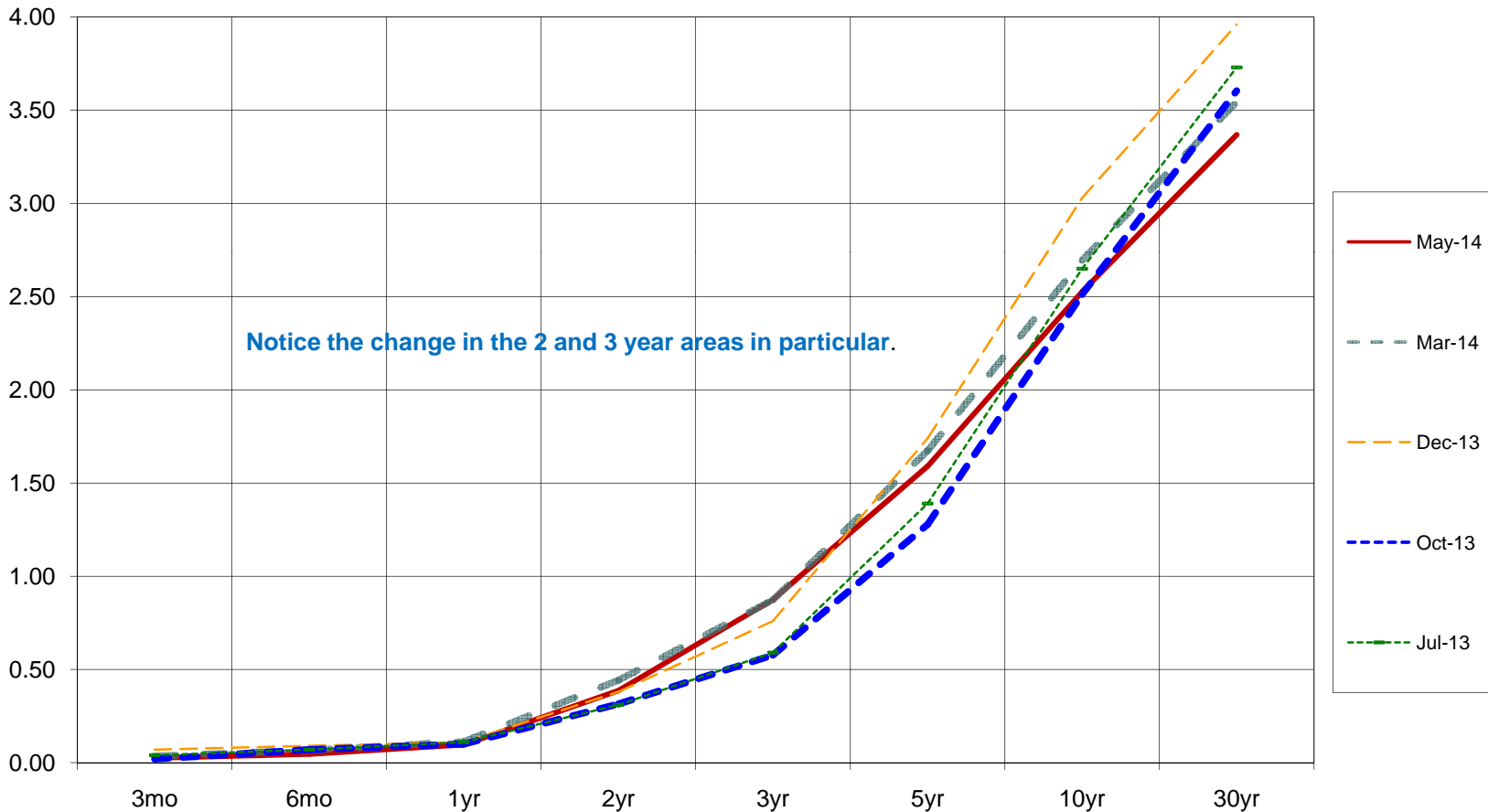
**Quarterly Investment Report
February 28, 2014 – May 31, 2014**

PATTERSON & ASSOCIATES



INVESTMENT PROFESSIONALS

Economic Changes Balanced Against Geopolitical Concerns




End of Month Rates - Full Yield Curve – Fed Funds to 30yr

Lewisville Independent School District
 Monthly Investment Report
 March 1, 2014 – May 31, 2014

Portfolio Summary Management Report

| <u>LISD Operating Funds</u> | | | |
|--|----------------|---|-----------------|
| <u>Portfolio as of 02/28/14:</u> | | <u>Portfolio as of 05/31/14:</u> | |
| Beginning Book Value | \$ 551,998,003 | Ending Book Value | \$ 461,074,633 |
| Beginning Market Value | \$ 552,007,830 | Ending Market Value | \$ 461,107,623 |
| | | Investment Income for the period | \$ 114,762 |
| | | Unrealized Gain/Loss | \$ 32,990 |
| WAM at Beginning Period Date ¹ | 51 days | WAM at Ending Period Date ¹ | 67 days |
| <i>(Decrease in market value is due to seasonal cash outflows)</i> | | Change in Market Value ² | \$ (90,900,207) |
| Average Yield for the period ending 05/31/14 | | 0.095% | |
| Average Yield 180-Day Treasury Bill for period | | 0.060% | |

 Karla Stastny, Senior Budget Accountant
 Lewisville ISD



 Linda T. Patterson, Investment Advisor, LISD
 Patterson & Associates

 Theresa Maniscalco, Executive Director of Budget
 Lewisville ISD

 Tanya Wilson, Accountant
 Lewisville ISD

Patterson & Associates has assisted in the preparation of this consolidated investment report, with additional input provided by Texpool and LISD.

 1 WAM – weighted average maturity

2 “Change in Market Value” is required data, but will primarily reflect the receipt and expenditure of the District’s funds from month to month.



Lewisville ISD
 Portfolio Management
 Portfolio Summary
 May 31, 2014

Patterson & Associates
 901 S. MoPac
 Suite 195
 Austin, TX 78746

| Investments | Par Value | Market Value | Book Value | % of Portfolio | Term | Days to Maturity | YTM 365 Equiv. |
|---|----------------------------|----------------------------|-----------------------|----------------|-----------|------------------|----------------|
| East West Bank MM | 40,000,473.16 | 40,000,473.16 | 40,000,473.16 | 8.68 | 1 | 1 | 0.150 |
| Federal Agency Coupon Securities | 26,000,000.00 | 26,126,149.00 | 26,108,476.98 | 5.66 | 899 | 818 | 0.506 |
| Municipal Bonds | 35,459,000.00 | 35,831,090.15 | 35,815,772.72 | 7.77 | 415 | 196 | 0.369 |
| TexPool | 313,397,296.27 | 313,397,296.27 | 313,397,296.27 | 67.97 | 1 | 1 | 0.024 |
| TexPool Prime | 8,424,374.63 | 8,424,374.63 | 8,424,374.63 | 1.83 | 1 | 1 | 0.058 |
| JPMorgan Chase Bank Accounts | 17,272,894.14 | 17,272,894.14 | 17,272,894.14 | 3.75 | 1 | 1 | 0.000 |
| Bank of Texas - Escrow Account | 19,218.25 | 19,218.25 | 19,218.25 | 0.00 | 1 | 1 | 0.020 |
| CD's - Interest Quarterly | 20,036,127.16 | 20,036,127.16 | 20,036,127.16 | 4.35 | 296 | 99 | 0.388 |
| Investments | 460,609,383.61 | 461,107,622.76 | 461,074,633.31 | 100.00% | 97 | 67 | 0.105 |
| Cash and Accrued Interest | | | | | | | |
| Accrued Interest at Purchase | | 15,010.42 | 15,010.42 | | | | |
| Ending Accrued Interest | | 325,426.58 | 325,426.58 | | | | |
| Subtotal | | 340,437.00 | 340,437.00 | | | | |
| Total Cash and Investments Value | 460,609,383.61 | 461,448,059.76 | 461,415,070.31 | | 97 | 67 | 0.105 |
| Total Earnings | | | | | | | |
| | May 31 Month Ending | Fiscal Year To Date | | | | | |
| Current Year | 35,680.43 | 356,668.36 | | | | | |

The following reports are submitted in accordance with the Public Funds Investment Act (Texas Gov't Code 2256). The reports also offer supplemental information not required by the Act in order to fully inform the governing body of the Lewisville Independent School District of the position and activity within the District's portfolio of investments. The reports include a management summary overview, a detailed inventory report for the end of the period, a transaction report, as well as graphic representations of the portfolio to provide full disclosure to the governing body.

Karla Stastny, Senior Budget Accountant



**Lewisville ISD
Summary by Type
May 31, 2014
Grouped by Fund**

Patterson & Associates
901 S. MoPac
Suite 195
Austin, TX 78746
-

| Security Type | Number of Investments | Par Value | Book Value | % of Portfolio | Average YTM 365 | Average Days to Maturity |
|-----------------------------------|-----------------------|----------------------|----------------------|----------------|-----------------|--------------------------|
| Fund: Capital Project #637 | | | | | | |
| TexPool Prime | 1 | 18,006.99 | 18,006.99 | 0.00 | 0.058 | 1 |
| TexPool | 1 | 99,530.46 | 99,530.46 | 0.02 | 0.024 | 1 |
| Subtotal | 2 | 117,537.45 | 117,537.45 | 0.02 | 0.029 | 1 |
| Fund: Capital Project #639 | | | | | | |
| TexPool Prime | 1 | 233,350.10 | 233,350.10 | 0.05 | 0.058 | 1 |
| TexPool | 1 | 20,510.66 | 20,510.66 | 0.00 | 0.024 | 1 |
| Subtotal | 2 | 253,860.76 | 253,860.76 | 0.05 | 0.055 | 1 |
| Fund: Capital Project #641 | | | | | | |
| TexPool | 1 | 369,107.73 | 369,107.73 | 0.08 | 0.024 | 1 |
| Subtotal | 1 | 369,107.73 | 369,107.73 | 0.08 | 0.024 | 1 |
| Fund: Capital Project #642 | | | | | | |
| TexPool | 1 | 2,183,532.03 | 2,183,532.03 | 0.47 | 0.024 | 1 |
| Subtotal | 1 | 2,183,532.03 | 2,183,532.03 | 0.47 | 0.024 | 1 |
| Fund: Capital Project #643 | | | | | | |
| TexPool | 1 | 5,470,272.14 | 5,470,272.14 | 1.19 | 0.024 | 1 |
| Subtotal | 1 | 5,470,272.14 | 5,470,272.14 | 1.19 | 0.024 | 1 |
| Fund: Capital Project #644 | | | | | | |
| TexPool | 1 | 3,251,293.13 | 3,251,293.13 | 0.71 | 0.024 | 1 |
| Subtotal | 1 | 3,251,293.13 | 3,251,293.13 | 0.71 | 0.024 | 1 |
| Fund: Capital Project #645 | | | | | | |
| TexPool | 1 | 44,635,887.63 | 44,635,887.63 | 9.68 | 0.024 | 1 |
| Subtotal | 1 | 44,635,887.63 | 44,635,887.63 | 9.68 | 0.024 | 1 |
| Fund: Capital Project #646 | | | | | | |

Lewisville ISD
Summary by Type
May 31, 2014
Grouped by Fund

| Security Type | Number of Investments | Par Value | Book Value | % of Portfolio | Average YTM 365 | Average Days to Maturity |
|---|-----------------------|-----------------------|-----------------------|----------------|-----------------|--------------------------|
| Fund: Capital Project #646 | | | | | | |
| East West Bank MM | 1 | 20,000,236.58 | 20,000,236.58 | 4.34 | 0.150 | 1 |
| TexPool | 1 | 37,138,881.50 | 37,138,881.50 | 8.05 | 0.024 | 1 |
| Subtotal | 2 | 57,139,118.08 | 57,139,118.08 | 12.39 | 0.068 | 1 |
| Fund: Debt Service | | | | | | |
| Municipal Bonds | 5 | 4,495,000.00 | 4,532,142.77 | 0.98 | 0.392 | 75 |
| CD's - Interest Quarterly | 1 | 5,017,286.18 | 5,017,286.18 | 1.09 | 0.500 | 52 |
| JPMorgan Chase Bank Accounts | 1 | 2,872.30 | 2,872.30 | 0.00 | 0.000 | 1 |
| TexPool Prime | 1 | 1,098,731.24 | 1,098,731.24 | 0.24 | 0.058 | 1 |
| TexPool | 1 | 95,967,240.08 | 95,967,240.08 | 20.81 | 0.024 | 1 |
| Subtotal | 9 | 106,581,129.80 | 106,618,272.57 | 23.12 | 0.063 | 7 |
| Fund: Escrow Sinking Fund | | | | | | |
| Bank of Texas - Escrow Account | 1 | 19,218.25 | 19,218.25 | 0.00 | 0.020 | 1 |
| Federal Agency Coupon Securities | 2 | 2,000,000.00 | 1,999,630.32 | 0.43 | 0.723 | 1,690 |
| Subtotal | 3 | 2,019,218.25 | 2,018,848.57 | 0.43 | 0.716 | 1,673 |
| Fund: Jem Res-Sec 125 | | | | | | |
| JPMorgan Chase Bank Accounts | 1 | 383,808.00 | 383,808.00 | 0.08 | 0.000 | 1 |
| Subtotal | 1 | 383,808.00 | 383,808.00 | 0.08 | 0.000 | 1 |
| Fund: Maintenance & Operations | | | | | | |
| East West Bank MM | 1 | 20,000,236.58 | 20,000,236.58 | 4.34 | 0.150 | 1 |
| CD's - Interest Quarterly | 3 | 15,018,840.98 | 15,018,840.98 | 3.26 | 0.350 | 114 |
| Federal Agency Coupon Securities | 6 | 24,000,000.00 | 24,108,846.66 | 5.23 | 0.488 | 745 |
| Municipal Bonds | 13 | 30,964,000.00 | 31,283,629.95 | 6.78 | 0.366 | 213 |
| JPMorgan Chase Bank Accounts | 1 | 16,497,194.88 | 16,497,194.88 | 3.58 | 0.000 | 1 |
| TexPool Prime | 1 | 2,929,747.83 | 2,929,747.83 | 0.64 | 0.058 | 1 |
| TexPool | 1 | 120,195,134.14 | 120,195,134.14 | 26.07 | 0.024 | 1 |
| Subtotal | 26 | 229,605,154.41 | 230,033,631.02 | 49.90 | 0.150 | 115 |
| Fund: Worker's Compensation Fund | | | | | | |

Lewisville ISD
 Summary by Type
 May 31, 2014
 Grouped by Fund

| Security Type | Number of Investments | Par Value | Book Value | % of Portfolio | Average YTM 365 | Average Days to Maturity |
|---|--------------------------|-----------------------|-----------------------|-------------------|--------------------|-----------------------------|
| Fund: Worker's Compensation Fund | | | | | | |
| JPMorgan Chase Bank Accounts | 1 | 389,018.96 | 389,018.96 | 0.08 | 0.000 | 1 |
| TexPool Prime | 1 | 4,144,538.47 | 4,144,538.47 | 0.90 | 0.058 | 1 |
| TexPool | 1 | 4,065,906.77 | 4,065,906.77 | 0.88 | 0.024 | 1 |
| Subtotal | 3 | 8,599,464.20 | 8,599,464.20 | 1.86 | 0.039 | 1 |
| Total and Average | 53 | 460,609,383.61 | 461,074,633.31 | 100.00 | 0.105 | 67 |



Lewisville ISD Cash Reconciliation Report For the Period March 1, 2014 - May 31, 2014 Grouped by Fund

Patterson & Associates
901 S. MoPac
Suite 195
Austin, TX 78746
-

| Trans. Date | Investment # | Fund | Trans. Type | Security ID | Par Value | Security Description | Maturity Date | Purchases | Interest | Redemptions | Cash |
|-------------------------------------|--------------|------|-------------|-------------|--------------|----------------------------------|---------------|----------------------|------------------|---------------------|------------------|
| Debt Service | | | | | | | | | | | |
| 03/31/2014 | 164 | DS | Interest | 172571152 | 5,000,000.00 | EWB 5.0M 0.50% Mat. 07/23/2014 | 07/23/2014 | 0.00 | 6,178.07 | 0.00 | 6,178.07 |
| 03/31/2014 | 164 | DS | Interest | 172571152 | 5,000,000.00 | EWB 5.0M 0.50% Mat. 07/23/2014 | 07/23/2014 | -6,178.07 | 0.00 | 0.00 | -6,178.07 |
| Subtotal | | | | | | | | -6,178.07 | 6,178.07 | 0.00 | 0.00 |
| Escrow Sinking Fund | | | | | | | | | | | |
| 03/13/2014 | 169 | ESF | Interest | 3136G1TL3 | 1,000,000.00 | FNMAS 1.0M 1.00% Mat. 09/13/2018 | 09/13/2018 | 0.00 | 5,000.00 | 0.00 | 5,000.00 |
| 03/13/2014 | 169 | ESF | Call | 3136G1TL3 | 1,000,000.00 | 0.0M 1.00% | 09/13/2018 | 0.00 | 0.00 | 1,000,000.00 | 1,000,000.00 |
| 03/25/2014 | 194 | ESF | Purchase | 3130A1A81 | 1,000,000.00 | FHLBS 1.0M 0.50% Mat. 03/25/2019 | 03/25/2019 | -1,000,000.00 | 0.00 | 0.00 | -1,000,000.00 |
| 05/08/2014 | 139 | ESF | Interest | 3136G02S9 | 1,000,000.00 | FNMAS 1.0M 0.63% Mat. 11/08/2018 | 11/08/2018 | 0.00 | 5,000.00 | 0.00 | 5,000.00 |
| Subtotal | | | | | | | | -1,000,000.00 | 10,000.00 | 1,000,000.00 | 10,000.00 |
| Maintenance & Operations | | | | | | | | | | | |
| 03/01/2014 | 177 | OPER | Interest | 186072QR8 | 1,065,000.00 | CLEVEC 1.1M 1.25% Mat. | 03/01/2015 | 0.00 | 13,312.50 | 0.00 | 13,312.50 |
| 03/15/2014 | 160 | OPER | Interest | 6775193Y4 | 5,000,000.00 | OHST 5.0M 5.00% Mat. 03/15/2014 | 03/15/2014 | 0.00 | 125,000.00 | 0.00 | 125,000.00 |
| 03/15/2014 | 160 | OPER | Maturity | 6775193Y4 | 5,000,000.00 | OHST 5.0M 5.00% Mat. 03/15/2014 | 03/15/2014 | 0.00 | 0.00 | 5,000,000.00 | 5,000,000.00 |
| 03/24/2014 | 190 | OPER | Purchase | 172275929 | 5,000,000.00 | EWB 5.0M 0.25% Mat. 09/20/2014 | 09/20/2014 | -5,000,000.00 | 0.00 | 0.00 | -5,000,000.00 |
| 03/24/2014 | 191 | OPER | Purchase | 3137EACM9 | 3,000,000.00 | FHLMC 3.0M 1.75% Mat. 09/10/2015 | 09/10/2015 | -3,063,510.00 | -2,041.67 | 0.00 | -3,065,551.67 |
| 03/24/2014 | 192 | OPER | Purchase | 31398A4M1 | 3,000,000.00 | FNMA 3.0M 1.63% Mat. 10/26/2015 | 10/26/2015 | -3,060,780.00 | -20,041.67 | 0.00 | -3,080,821.67 |
| 03/24/2014 | 193 | OPER | Purchase | 3135G0SB0 | 5,000,000.00 | FNMA 5.0M 0.38% Mat. 12/21/2015 | 12/21/2015 | -4,999,737.65 | -4,843.75 | 0.00 | -5,004,581.40 |
| 03/26/2014 | 151 | OPER | Interest | 6427134Z1 | 3,000,000.00 | NBCT 3.0M 1.00% Mat. 03/26/2014 | 03/26/2014 | 0.00 | 29,916.67 | 0.00 | 29,916.67 |
| 03/26/2014 | 151 | OPER | Maturity | 6427134Z1 | 3,000,000.00 | NBCT 3.0M 1.00% Mat. 03/26/2014 | 03/26/2014 | 0.00 | 0.00 | 3,000,000.00 | 3,000,000.00 |
| 03/31/2014 | 165 | OPER | Interest | 172311617 | 5,000,000.00 | EWB 5.0M 0.50% Mat. 07/23/2014 | 07/23/2014 | 0.00 | 6,178.07 | 0.00 | 6,178.07 |
| 03/31/2014 | 165 | OPER | Interest | 172311617 | 5,000,000.00 | EWB 5.0M 0.50% Mat. 07/23/2014 | 07/23/2014 | -6,178.07 | 0.00 | 0.00 | -6,178.07 |
| 03/31/2014 | 189 | OPER | Interest | 172535690 | 5,000,000.00 | EWB 5.0M 0.30% Mat. 11/28/2014 | 11/28/2014 | 0.00 | 1,315.07 | 0.00 | 1,315.07 |
| 03/31/2014 | 189 | OPER | Interest | 172535690 | 5,000,000.00 | EWB 5.0M 0.30% Mat. 11/28/2014 | 11/28/2014 | -1,315.07 | 0.00 | 0.00 | -1,315.07 |
| 03/31/2014 | 190 | OPER | Interest | 172275929 | 5,000,000.00 | EWB 5.0M 0.25% Mat. 09/20/2014 | 09/20/2014 | 0.00 | 239.73 | 0.00 | 239.73 |
| 03/31/2014 | 190 | OPER | Interest | 172275929 | 5,000,000.00 | EWB 5.0M 0.25% Mat. 09/20/2014 | 09/20/2014 | -239.73 | 0.00 | 0.00 | -239.73 |
| 04/15/2014 | 166 | OPER | Interest | 967244W67 | 3,000,000.00 | WICHKS 3.0M 0.50% Mat. | 10/15/2014 | 0.00 | 10,000.00 | 0.00 | 10,000.00 |
| 04/26/2014 | 192 | OPER | Interest | 31398A4M1 | 3,000,000.00 | FNMA 3.0M 1.63% Mat. 10/26/2015 | 10/26/2015 | 0.00 | 24,375.00 | 0.00 | 24,375.00 |
| 04/29/2014 | 185 | OPER | Interest | 3134G4TQ1 | 3,000,000.00 | FHLMCC 3.0M 0.50% Mat. | 01/29/2016 | 0.00 | 3,750.00 | 0.00 | 3,750.00 |
| 04/29/2014 | 185 | OPER | Call | 3134G4TQ1 | 3,000,000.00 | 0.0M 0.50% | 01/29/2016 | 0.00 | 0.00 | 3,000,000.00 | 3,000,000.00 |
| 04/30/2014 | 186 | OPER | Interest | 3130A0MC1 | 3,000,000.00 | FHLBS 3.0M 0.50% Mat. 01/30/2017 | 01/30/2017 | 0.00 | 3,750.00 | 0.00 | 3,750.00 |
| 04/30/2014 | 186 | OPER | Call | 3130A0MC1 | 3,000,000.00 | 0.0M 0.50% | 01/30/2017 | 0.00 | 0.00 | 3,000,000.00 | 3,000,000.00 |
| 05/01/2014 | 179 | OPER | Interest | 981306ER0 | 2,135,000.00 | WORCMA 2.1M 4.00% Mat. | 11/01/2015 | 0.00 | 42,700.00 | 0.00 | 42,700.00 |
| 05/02/2014 | 156 | OPER | Interest | 3133ECPN8 | 2,000,000.00 | FFCBC 2.0M 0.18% Mat. 11/20/2014 | 11/20/2014 | 0.00 | 1,620.00 | 0.00 | 1,620.00 |
| 05/02/2014 | 156 | OPER | Call | 3133ECPN8 | 2,000,000.00 | 0.0M 0.18% | 11/20/2014 | 0.00 | 0.00 | 2,000,000.00 | 2,000,000.00 |
| 05/15/2014 | 170 | OPER | Interest | 152735VD5 | 2,435,000.00 | CENBSD 2.4M 2.00% Mat. | 05/15/2014 | 0.00 | 24,350.00 | 0.00 | 24,350.00 |
| 05/15/2014 | 170 | OPER | Maturity | 152735VD5 | 2,435,000.00 | CENBSD 2.4M 2.00% Mat. | 05/15/2014 | 0.00 | 0.00 | 2,435,000.00 | 2,435,000.00 |

Portfolio LEWI
AP

Lewisville ISD
Cash Reconciliation Report
For the Period March 1, 2014 - May 31, 2014

| Trans. Date | Investment # | Fund | Trans. Type | Security ID | Par Value | Security Description | Maturity Date | Purchases | Interest | Redemptions | Cash |
|-------------------------------------|--------------|------|-------------|-------------|--------------|----------------------------------|---------------|-----------------------|-------------------|----------------------|----------------------|
| Maintenance & Operations | | | | | | | | | | | |
| 05/19/2014 | 195 | OPER | Purchase | 3130A1UA4 | 3,000,000.00 | FHLBC 3.0M 0.35% Mat. 02/19/2016 | 02/19/2016 | -3,000,000.00 | 0.00 | 0.00 | -3,000,000.00 |
| 05/28/2014 | 196 | OPER | Purchase | 3130A1YJ1 | 5,000,000.00 | FHLBS 5.0M 0.50% Mat. 05/26/2017 | 05/26/2017 | -5,000,000.00 | 0.00 | 0.00 | -5,000,000.00 |
| 05/29/2014 | 197 | OPER | Purchase | 597324LF7 | 799,000.00 | MIDDLE 0.8M 2.00% Mat. | 08/01/2015 | -815,347.54 | 0.00 | 0.00 | -815,347.54 |
| Subtotal | | | | | | | | -24,947,108.06 | 259,579.95 | 18,435,000.00 | -6,252,528.11 |
| Total | | | | | | | | -25,953,286.13 | 275,758.02 | 19,435,000.00 | -6,242,528.11 |



**Lewisville ISD
Purchases Report
Sorted by Fund - Fund
March 1, 2014 - May 31, 2014**

Patterson & Associates
901 S. MoPac
Suite 195
Austin, TX 78746

| CUSIP | Investment # | Fund | Sec. Type | Issuer | Original Par Value | Purchase Date | Payment Periods | Principal Purchased | Accrued Interest at Purchase | Rate at Purchase | Maturity Date | YTM | Ending Book Value |
|-------------------------------------|--------------|--------|-----------|------------------------|----------------------|---------------|--------------------|----------------------|------------------------------|------------------|---------------|-------|----------------------|
| Capital Project #646 | | | | | | | | | | | | | |
| 72000257 | 199 | CP0646 | LA1 | EWB | 20,000,000.00 | 05/29/2014 | 06/01 - Monthly | 20,000,000.00 | | 0.150 | | 0.150 | 20,000,236.58 |
| | | | | Subtotal | 20,000,000.00 | | | 20,000,000.00 | 0.00 | | | | 20,000,236.58 |
| Escrow Sinking Fund | | | | | | | | | | | | | |
| 3130A1A81 | 194 | ESF | FAC | FHLBS | 1,000,000.00 | 03/25/2014 | 09/25 - 03/25 | 1,000,000.00 | | 0.500 | 03/25/2019 | 0.500 | 1,000,000.00 |
| | | | | Subtotal | 1,000,000.00 | | | 1,000,000.00 | 0.00 | | | | 1,000,000.00 |
| Maintenance & Operations | | | | | | | | | | | | | |
| 172275929 | 190 | OPER | RR5 | EWB | 5,000,000.00 | 03/24/2014 | / - Quarterly | 5,000,000.00 | | 0.250 | 09/20/2014 | 0.250 | 5,000,239.73 |
| 3137EACM9 | 191 | OPER | FAC | FHLMC | 3,000,000.00 | 03/24/2014 | 09/10 - 03/10 | 3,063,510.00 | 2,041.67 | 1.750 | 09/10/2015 | 0.297 | 3,055,420.32 |
| 31398A4M1 | 192 | OPER | FAC | FNMA | 3,000,000.00 | 03/24/2014 | 04/26 - 10/26 | 3,060,780.00 | Received | 1.625 | 10/26/2015 | 0.345 | 3,053,660.66 |
| 3135G0SB0 | 193 | OPER | FAC | FNMA | 5,000,000.00 | 03/24/2014 | 06/21 - 12/21 | 4,999,737.65 | 4,843.75 | 0.375 | 12/21/2015 | 0.378 | 4,999,765.68 |
| 3130A1UA4 | 195 | OPER | FAC | FHLBC | 3,000,000.00 | 05/19/2014 | 11/19 - 05/19 | 3,000,000.00 | | 0.350 | 02/19/2016 | 0.350 | 3,000,000.00 |
| 3130A1YJ1 | 196 | OPER | FAC | FHLBS | 5,000,000.00 | 05/28/2014 | 11/26 - 05/26 | 5,000,000.00 | | 0.500 | 05/26/2017 | 0.500 | 5,000,000.00 |
| 72000240 | 198 | OPER | LA1 | EWB | 20,000,000.00 | 05/29/2014 | 06/01 - Monthly | 20,000,000.00 | | 0.150 | | 0.150 | 20,000,236.58 |
| 597324LF7 | 197 | OPER | MC1 | MIDDLE | 799,000.00 | 05/29/2014 | 08/01 - Final Pmt. | 815,347.54 | | 2.000 | 08/01/2015 | 0.249 | 815,270.06 |
| | | | | Subtotal | 44,799,000.00 | | | 44,939,375.19 | 6,885.42 | | | | 44,924,593.03 |
| | | | | Total Purchases | 65,799,000.00 | | | 65,939,375.19 | 6,885.42 | | | | 65,924,829.61 |

Received = Accrued Interest at Purchase was received by report ending date.



**Lewisville ISD
Maturity Report
Sorted by Maturity Date**
Amounts due during March 1, 2014 - May 31, 2014

Patterson & Associates
901 S. MoPac
Suite 195
Austin, TX 78746
-

| CUSIP | Investment # | Fund | Sec. Type | Issuer | Par Value | Maturity Date | Purchase Date | Rate at Maturity | Book Value at Maturity | Interest | Maturity Proceeds | Net Income |
|-------------------------|--------------|------|--------------|--------|----------------------|------------------|------------------|---------------------|---------------------------|-------------------|----------------------|-------------------|
| 6775193Y4 | 160 | OPER | MC1 | OHST | 5,000,000.00 | 03/15/2014 | 06/14/2013 | 5.000 | 5,000,000.00 | 125,000.00 | 5,125,000.00 | 125,000.00 |
| 6427134Z1 | 151 | OPER | MC1 | NBCT | 3,000,000.00 | 03/26/2014 | 03/27/2013 | 1.000 | 3,000,000.00 | 29,916.67 | 3,029,916.67 | 29,916.67 |
| 152735VD5 | 170 | OPER | MC1 | CENBSD | 2,435,000.00 | 05/15/2014 | 09/27/2013 | 2.000 | 2,435,000.00 | 24,350.00 | 2,459,350.00 | 24,350.00 |
| Total Maturities | | | | | 10,435,000.00 | | | | 10,435,000.00 | 179,266.67 | 10,614,266.67 | 179,266.67 |



Lewisville ISD
Sales/Call Report
Sorted by Maturity Date - Fund
March 1, 2014 - May 31, 2014

Patterson & Associates
 901 S. MoPac
 Suite 195
 Austin, TX 78746
 -

| CUSIP | Investment # | Fund | Issuer Sec. Type | Purchase Date | Redem. Date Matur. Date | Par Value | Rate at Redem. | Book Value at Redem. | Redemption Principal | Redemption Interest | Total Amount | Net Income |
|--------------------|--------------|------|---------------------|------------------|----------------------------|---------------------|-------------------|-------------------------|-------------------------|------------------------|----------------------|------------------|
| 11/20/2014 | | | | | | | | | | | | |
| 3133ECPN8 | 156 | OPER | FFCBC FAC | 05/20/2013 | 05/02/2014 11/20/2014 | 2,000,000.00 | 0.180 | 1,999,743.33 | 2,000,000.00 | 1,620.00 | 2,001,620.00 Call | 1,876.67 |
| Subtotal | | | | | | 2,000,000.00 | | 1,999,743.33 | 2,000,000.00 | 1,620.00 | 2,001,620.00 | 1,876.67 |
| 01/29/2016 | | | | | | | | | | | | |
| 3134G4TQ1 | 185 | OPER | FHLMCC FAC | 01/29/2014 | 04/29/2014 01/29/2016 | 3,000,000.00 | 0.500 | 3,000,000.00 | 3,000,000.00 | 3,750.00 | 3,003,750.00 Call | 3,750.00 |
| Subtotal | | | | | | 3,000,000.00 | | 3,000,000.00 | 3,000,000.00 | 3,750.00 | 3,003,750.00 | 3,750.00 |
| 01/30/2017 | | | | | | | | | | | | |
| 3130A0MC1 | 186 | OPER | FHLBS FAC | 01/30/2014 | 04/30/2014 01/30/2017 | 3,000,000.00 | 0.500 V | 3,000,000.00 | 3,000,000.00 | 3,750.00 | 3,003,750.00 Call | 3,750.00 |
| Subtotal | | | | | | 3,000,000.00 | | 3,000,000.00 | 3,000,000.00 | 3,750.00 | 3,003,750.00 | 3,750.00 |
| 09/13/2018 | | | | | | | | | | | | |
| 3136G1TL3 | 169 | ESF | FNMAS FAC | 09/13/2013 | 03/13/2014 09/13/2018 | 1,000,000.00 | 1.000 V | 998,200.00 | 1,000,000.00 | 5,000.00 | 1,005,000.00 Call | 6,800.00 |
| Subtotal | | | | | | 1,000,000.00 | | 998,200.00 | 1,000,000.00 | 5,000.00 | 1,005,000.00 | 6,800.00 |
| Total Sales | | | | | | 9,000,000.00 | | 8,997,943.33 | 9,000,000.00 | 14,120.00 | 9,014,120.00 | 16,176.67 |

V - Security with variable rate change.



Lewisville ISD
Interest Earnings
Sorted by Fund - Fund
March 1, 2014 - May 31, 2014
Yield on Average Book Value

Patterson & Associates
 901 S. MoPac
 Suite 195
 Austin, TX 78746
 -

| CUSIP | Investment # | Fund | Security Type | Ending Par Value | Beginning Book Value | Average Book Value | Maturity Date | Current Annualized Rate | Yield | Adjusted Interest Earnings | | |
|-----------------------------------|--------------|--------|-----------------|----------------------|----------------------|----------------------|---------------|-------------------------|--------------|----------------------------|-------------------------|----------------------------|
| | | | | | | | | | | Interest Earned | Amortization/ Accretion | Adjusted Interest Earnings |
| Fund: Capital Project #637 | | | | | | | | | | | | |
| 999999994 | 78 | CP0637 | RR2 | 18,006.99 | 18,004.13 | 18,005.14 | | 0.058 | 0.063 | 2.86 | 0.00 | 2.86 |
| 999999993 | 73 | CP0637 | RRP | 99,530.46 | 238,818.08 | 144,948.10 | | 0.024 | 0.027 | 9.96 | 0.00 | 9.96 |
| | | | Subtotal | 117,537.45 | 256,822.21 | 162,953.24 | | | 0.031 | 12.82 | 0.00 | 12.82 |
| Fund: Capital Project #639 | | | | | | | | | | | | |
| 999999994 | 92 | CP0639 | RR2 | 233,350.10 | 687,219.84 | 381,339.44 | | 0.058 | 0.060 | 57.63 | 0.00 | 57.63 |
| 999999993 | 86 | CP0639 | RRP | 20,510.66 | 20,509.10 | 20,509.73 | | 0.024 | 0.030 | 1.56 | 0.00 | 1.56 |
| | | | Subtotal | 253,860.76 | 707,728.94 | 401,849.17 | | | 0.058 | 59.19 | 0.00 | 59.19 |
| Fund: Capital Project #641 | | | | | | | | | | | | |
| 999999993 | 102 | CP0641 | RRP | 369,107.73 | 405,598.19 | 380,998.49 | | 0.024 | 0.029 | 27.90 | 0.00 | 27.90 |
| | | | Subtotal | 369,107.73 | 405,598.19 | 380,998.49 | | | 0.029 | 27.90 | 0.00 | 27.90 |
| Fund: Capital Project #642 | | | | | | | | | | | | |
| 999999993 | 117 | CP0642 | RRP | 2,183,532.03 | 4,204,317.43 | 2,842,434.60 | | 0.024 | 0.028 | 199.51 | 0.00 | 199.51 |
| | | | Subtotal | 2,183,532.03 | 4,204,317.43 | 2,842,434.60 | | | 0.028 | 199.51 | 0.00 | 199.51 |
| Fund: Capital Project #643 | | | | | | | | | | | | |
| 999999993 | 124 | CP0643 | RRP | 5,470,272.14 | 6,075,565.88 | 5,667,527.28 | | 0.024 | 0.029 | 414.92 | 0.00 | 414.92 |
| | | | Subtotal | 5,470,272.14 | 6,075,565.88 | 5,667,527.28 | | | 0.029 | 414.92 | 0.00 | 414.92 |
| Fund: Capital Project #644 | | | | | | | | | | | | |
| 999999993 | 143 | CP0644 | RRP | 3,251,293.13 | 3,874,506.42 | 3,454,441.59 | | 0.024 | 0.029 | 251.66 | 0.00 | 251.66 |
| | | | Subtotal | 3,251,293.13 | 3,874,506.42 | 3,454,441.59 | | | 0.029 | 251.66 | 0.00 | 251.66 |
| Fund: Capital Project #645 | | | | | | | | | | | | |
| 999999993 | 152 | CP0645 | RRP | 44,635,887.63 | 56,374,870.67 | 48,462,811.09 | | 0.024 | 0.029 | 3,515.31 | 0.00 | 3,515.31 |
| | | | Subtotal | 44,635,887.63 | 56,374,870.67 | 48,462,811.09 | | | 0.029 | 3,515.31 | 0.00 | 3,515.31 |

Portfolio LEWI
 AP
 IE (PRF_IE) 7.2.0
 Report Ver. 7.3.5

Lewisville ISD
Interest Earnings
March 1, 2014 - May 31, 2014

| CUSIP | Investment # | Fund | Security Type | Ending Par Value | Beginning Book Value | Average Book Value | Maturity Date | Current Annualized Rate | Yield | Adjusted Interest Earnings | | |
|---|--------------|--------|---------------|-----------------------|-----------------------|-----------------------|---------------|-------------------------|-------|----------------------------|-------------------------|----------------------------|
| | | | | | | | | | | Interest Earned | Amortization/ Accretion | Adjusted Interest Earnings |
| Fund: Capital Project #646 | | | | | | | | | | | | |
| 999999993 | 181 | CP0646 | RRP | 37,138,881.50 | 58,727,284.79 | 57,220,793.82 | | 0.024 | 0.029 | 4,205.86 | 0.00 | 4,205.86 |
| 72000257 | 199 | CP0646 | LA1 | 20,000,236.58 | 0.00 | 652,176.27 | | 0.150 | 0.150 | 246.58 | 0.00 | 246.58 |
| Subtotal | | | | 57,139,118.08 | 58,727,284.79 | 57,872,970.09 | | 0.031 | | 4,452.44 | 0.00 | 4,452.44 |
| Fund: Debt Service | | | | | | | | | | | | |
| 999999994 | 19 | DS | RR2 | 1,098,731.24 | 1,098,554.11 | 1,098,618.61 | | 0.058 | 0.064 | 177.13 | 0.00 | 177.13 |
| 999999993 | 18 | DS | RRP | 95,967,240.08 | 93,869,418.07 | 94,826,695.99 | | 0.024 | 0.029 | 7,024.48 | 0.00 | 7,024.48 |
| 172571152 | 164 | DS | RR5 | 5,017,286.18 | 5,011,108.11 | 5,015,271.59 | 07/23/2014 | 0.500 | 0.500 | 6,320.59 | 0.00 | 6,320.59 |
| 283734HG9 | 173 | DS | MC1 | 1,175,000.00 | 1,203,547.47 | 1,195,572.42 | 08/15/2014 | 5.770 | 0.426 | 16,949.38 | -15,666.29 | 1,283.09 |
| 283734MB4 | 172 | DS | MC1 | 2,270,000.00 | 2,302,884.73 | 2,293,698.02 | 08/15/2014 | 3.610 | 0.422 | 20,486.75 | -18,046.50 | 2,440.25 |
| 4140043H2 | 171 | DS | MC1 | 650,000.00 | 663,884.82 | 660,005.94 | 08/15/2014 | 5.000 | 0.304 | 8,125.00 | -7,619.72 | 505.28 |
| 442402C43 | 174 | DS | MC1 | 200,000.00 | 205,454.29 | 203,930.57 | 08/15/2014 | 6.300 | 0.305 | 3,150.00 | -2,993.21 | 156.79 |
| 1175652F7 | 175 | DS | MC1 | 200,000.00 | 201,545.11 | 201,113.46 | 08/15/2014 | 2.000 | 0.300 | 1,000.00 | -847.93 | 152.07 |
| Subtotal | | | | 106,578,257.50 | 104,556,396.71 | 105,494,906.62 | | 0.068 | | 63,233.33 | -45,173.65 | 18,059.68 |
| Fund: Escrow Sinking Fund | | | | | | | | | | | | |
| 3136G02S9 | 139 | ESF | FAC | 1,000,000.00 | 999,609.49 | 999,620.10 | 11/08/2018 | 1.000 | 1.000 | 2,500.00 | 20.83 | 2,520.83 |
| 3136G1TL3 | 169 | ESF | FAC | 0.00 | 998,186.67 | 130,199.20 | 09/13/2018 | 1.000 | 1.056 | 333.33 | 13.33 | 346.66 |
| 3130A1A81 | 194 | ESF | FAC | 1,000,000.00 | 0.00 | 739,130.43 | 03/25/2019 | 0.500 | 0.492 | 916.67 | 0.00 | 916.67 |
| 820162014 | 128 | ESF | RR4 | 19,218.25 | 9,210.15 | 14,215.49 | | 0.020 | 0.229 | 8.20 | 0.00 | 8.20 |
| Subtotal | | | | 2,019,218.25 | 2,007,006.31 | 1,883,165.23 | | 0.799 | | 3,758.20 | 34.16 | 3,792.36 |
| Fund: Maintenance & Operations | | | | | | | | | | | | |
| 999999994 | 17 | OPER | RR2 | 2,929,747.83 | 2,929,275.34 | 2,929,447.41 | | 0.058 | 0.064 | 472.49 | 0.00 | 472.49 |
| 3137EACM9 | 191 | OPER | FAC | 3,000,000.00 | 0.00 | 2,294,545.72 | 09/10/2015 | 1.750 | 0.291 | 9,770.83 | -8,089.68 | 1,681.15 |
| 31398A4M1 | 192 | OPER | FAC | 3,000,000.00 | 0.00 | 2,292,868.47 | 10/26/2015 | 1.625 | 0.338 | 9,072.91 | -7,119.34 | 1,953.57 |
| 3135G0SB0 | 193 | OPER | FAC | 5,000,000.00 | 0.00 | 3,749,813.93 | 12/21/2015 | 0.375 | 0.372 | 3,489.58 | 28.03 | 3,517.61 |
| 999999993 | 16 | OPER | RRP | 120,195,134.14 | 217,923,342.62 | 190,736,161.31 | | 0.024 | 0.028 | 13,461.12 | 0.00 | 13,461.12 |
| 3130A1UA4 | 195 | OPER | FAC | 3,000,000.00 | 0.00 | 423,913.04 | 02/19/2016 | 0.350 | 0.328 | 350.00 | 0.00 | 350.00 |
| 3130A0J92 | 184 | OPER | FAC | 5,000,000.00 | 5,000,000.00 | 5,000,000.00 | 01/17/2017 | 0.875 | 0.868 | 10,937.50 | 0.00 | 10,937.50 |
| 3130A1YJ1 | 196 | OPER | FAC | 5,000,000.00 | 0.00 | 217,391.30 | 05/26/2017 | 0.500 | 0.380 | 208.33 | 0.00 | 208.33 |
| 3130A0MC1 | 186 | OPER | FAC | 0.00 | 3,000,000.00 | 1,956,521.74 | 01/30/2017 | 0.500 | 0.498 | 2,458.33 | 0.00 | 2,458.33 |
| 3173 | 105 | OPER | RR3 | 16,497,194.88 | 20,848,649.71 | 21,979,703.26 | | | | 0.01 | 0.00 | 0.01 |
| 3134G4TQ1 | 185 | OPER | FAC | 0.00 | 3,000,000.00 | 1,923,913.04 | 01/29/2016 | 0.500 | 0.498 | 2,416.67 | 0.00 | 2,416.67 |
| 6427134Z1 | 151 | OPER | MC1 | 0.00 | 3,001,431.06 | 815,404.05 | 03/26/2014 | 1.000 | 0.317 | 2,083.34 | -1,431.06 | 652.28 |
| 89012RDL0 | 162 | OPER | MC1 | 5,000,000.00 | 5,017,489.58 | 5,010,521.85 | 06/26/2014 | 1.500 | 0.401 | 18,750.00 | -13,687.50 | 5,062.50 |
| 3133ECPN8 | 156 | OPER | FAC | 0.00 | 1,999,664.26 | 1,347,626.89 | 11/20/2014 | 0.180 | 0.203 | 610.00 | 79.07 | 689.07 |

Lewisville ISD
Interest Earnings
March 1, 2014 - May 31, 2014

| CUSIP | Investment # | Fund | Security Type | Ending Par Value | Beginning Book Value | Average Book Value | Maturity Date | Current Annualized Rate | Annualized Yield | Adjusted Interest Earnings | | |
|---|--------------|------|---------------|-----------------------|-----------------------|-----------------------|---------------|-------------------------|------------------|----------------------------|-------------------------|----------------------------|
| | | | | | | | | | | Interest Earned | Amortization/ Accretion | Adjusted Interest Earnings |
| Fund: Maintenance & Operations | | | | | | | | | | | | |
| 387460KY3 | 157 | OPER | MC1 | 1,005,000.00 | 1,025,122.94 | 1,023,074.19 | 06/01/2015 | 2.000 | 0.388 | 5,025.00 | -4,024.59 | 1,000.41 |
| 6775193Y4 | 160 | OPER | MC1 | 0.00 | 5,009,118.08 | 761,513.78 | 03/15/2014 | 5.000 | 0.315 | 9,722.22 | -9,118.08 | 604.14 |
| 172535690 | 189 | OPER | RR5 | 5,001,315.07 | 5,000,000.00 | 5,000,886.24 | 11/28/2014 | 0.300 | 0.300 | 3,781.48 | 0.00 | 3,781.48 |
| 172275929 | 190 | OPER | RR5 | 5,000,239.73 | 0.00 | 3,750,161.56 | 09/20/2014 | 0.250 | 0.246 | 2,328.87 | 0.00 | 2,328.87 |
| 72000240 | 198 | OPER | LA1 | 20,000,236.58 | 0.00 | 652,176.27 | | 0.150 | 0.150 | 246.58 | 0.00 | 246.58 |
| 172311617 | 165 | OPER | RR5 | 5,017,286.18 | 5,011,108.11 | 5,015,271.59 | 07/23/2014 | 0.500 | 0.500 | 6,320.59 | 0.00 | 6,320.59 |
| 967244X25 | 187 | OPER | MC1 | 5,000,000.00 | 5,007,757.38 | 5,006,170.74 | 04/15/2015 | 0.500 | 0.248 | 6,250.00 | -3,116.81 | 3,133.19 |
| 967244W67 | 166 | OPER | MC1 | 3,000,000.00 | 3,001,488.00 | 3,001,183.66 | 10/15/2014 | 0.500 | 0.417 | 3,750.00 | -597.86 | 3,152.14 |
| 283734MB4 | 167 | OPER | MC1 | 3,000,000.00 | 3,043,032.87 | 3,031,011.16 | 08/15/2014 | 3.610 | 0.453 | 27,075.00 | -23,615.60 | 3,459.40 |
| 152735VD5 | 170 | OPER | MC1 | 0.00 | 2,443,487.90 | 1,988,476.69 | 05/15/2014 | 2.000 | 0.304 | 10,010.56 | -8,487.90 | 1,522.66 |
| 186072QR8 | 177 | OPER | MC1 | 1,065,000.00 | 1,074,656.00 | 1,073,427.13 | 03/01/2015 | 1.250 | 0.338 | 3,328.13 | -2,414.00 | 914.13 |
| 833714M70 | 178 | OPER | MC1 | 960,000.00 | 1,023,971.21 | 1,018,377.98 | 08/15/2015 | 5.000 | 0.394 | 12,000.00 | -10,987.42 | 1,012.58 |
| 981306ER0 | 179 | OPER | MC1 | 2,135,000.00 | 2,261,338.62 | 2,251,691.57 | 11/01/2015 | 4.000 | 0.423 | 21,350.00 | -18,950.79 | 2,399.21 |
| 4197912K3 | 180 | OPER | MC1 | 1,000,000.00 | 1,037,246.72 | 1,033,900.71 | 08/01/2015 | 3.000 | 0.356 | 7,500.00 | -6,572.95 | 927.05 |
| 605581DP9 | 182 | OPER | MC1 | 2,000,000.00 | 2,000,000.00 | 2,000,000.00 | 12/01/2014 | 0.310 | 0.307 | 1,550.00 | 0.00 | 1,550.00 |
| 63165TLQ6 | 183 | OPER | MC1 | 4,000,000.00 | 4,031,323.21 | 4,023,925.89 | 09/15/2014 | 2.000 | 0.539 | 20,000.00 | -14,531.39 | 5,468.61 |
| 529590BJ9 | 188 | OPER | MC1 | 2,000,000.00 | 2,060,882.74 | 2,051,999.44 | 01/15/2015 | 3.750 | 0.251 | 18,750.00 | -17,450.47 | 1,299.53 |
| 597324LF7 | 197 | OPER | MC1 | 799,000.00 | 0.00 | 26,585.31 | 08/01/2015 | 2.000 | 0.169 | 88.78 | -77.48 | 11.30 |
| Subtotal | | | | 229,605,154.41 | 305,750,386.35 | 283,387,665.94 | | | 0.116 | 233,158.32 | -150,165.82 | 82,992.50 |
| Fund: Worker's Compensation Fund | | | | | | | | | | | | |
| 999999994 | 25 | WC | RR2 | 4,144,538.47 | 4,143,870.12 | 4,144,113.53 | | 0.058 | 0.064 | 668.35 | 0.00 | 668.35 |
| 999999993 | 26 | WC | RRP | 4,065,906.77 | 4,565,590.98 | 4,391,798.05 | | 0.024 | 0.029 | 315.79 | 0.00 | 315.79 |
| Subtotal | | | | 8,210,445.24 | 8,709,461.10 | 8,535,911.58 | | | 0.046 | 984.14 | 0.00 | 984.14 |
| Total | | | | 459,833,684.35 | 551,649,945.00 | 518,547,634.92 | | | 0.088 | 310,067.74 | -195,305.31 | 114,762.43 |



Lewisville ISD
Amortization Schedule
March 1, 2014 - May 31, 2014
Sorted By Fund - Fund

Patterson & Associates
 901 S. MoPac
 Suite 195
 Austin, TX 78746
 -

| Investment # | Maturity Date | Beginning Par Value | | | | | Amounts Amortized | | | |
|-------------------------------------|---------------|---------------------|-----------------|---------------------|------------------------------|---------------------|----------------------------------|------------------------------|----------------------------------|---------------------------------------|
| Issuer | Fund | Amort. Date | Current Rate | Purchase Principal | Original Premium or Discount | Ending Book Value | And Unamortized As of 03/01/2014 | Amount Amortized This Period | Amt Amortized Through 05/31/2014 | Amount Unamortized Through 05/31/2014 |
| Debt Service | | | | | | | | | | |
| 175 | DS | 08/15/2014 | 200,000.00 | 202,996.00 | 2,996.00 | 200,697.18 | -1,450.89 | -847.93 | -2,298.82 | 697.18 |
| Bryan TX | | | 2.000 | | | | 1,545.11 | | | |
| 172 | DS | 08/15/2014 | 2,270,000.00 | 2,333,764.30 | 63,764.30 | 2,284,838.23 | -30,879.57 | -18,046.50 | -48,926.07 | 14,838.23 |
| El Paso TX | | | 3.610 | | | | 32,884.73 | | | |
| 173 | DS | 08/15/2014 | 1,175,000.00 | 1,230,354.25 | 55,354.25 | 1,187,881.18 | -26,806.78 | -15,666.29 | -42,473.07 | 12,881.18 |
| El Paso TX | | | 5.770 | | | | 28,547.47 | | | |
| 171 | DS | 08/15/2014 | 650,000.00 | 676,923.00 | 26,923.00 | 656,265.10 | -13,038.18 | -7,619.72 | -20,657.90 | 6,265.10 |
| Harris County TX | | | 5.000 | | | | 13,884.82 | | | |
| 174 | DS | 08/15/2014 | 200,000.00 | 210,576.00 | 10,576.00 | 202,461.08 | -5,121.71 | -2,993.21 | -8,114.92 | 2,461.08 |
| Houston TX ISD | | | 6.300 | | | | 5,454.29 | | | |
| | | | Subtotal | 4,654,613.55 | 159,613.55 | 4,532,142.77 | -77,297.13 | -45,173.65 | -122,470.78 | 37,142.77 |
| | | | | | | | 82,316.42 | | | |
| Escrow Sinking Fund | | | | | | | | | | |
| 139 | ESF | 11/08/2018 | 1,000,000.00 | 999,500.00 | -500.00 | 999,630.32 | 109.49 | 20.83 | 130.32 | -369.68 |
| FNMA Step Note | | 11/08/2018 | 1.000 | | | | -390.51 | | | |
| 169 | ESF | 09/13/2018 | 1,000,000.00 | 998,000.00 | -2,000.00 | 0.00 | 186.67 | 13.33 | 200.00 | 0.00 |
| FNMA Step Note | | 09/13/2018 | 1.000 | | | | -1,813.33 | | | |
| | | | Subtotal | 1,997,500.00 | -2,500.00 | 999,630.32 | 296.16 | 34.16 | 330.32 | -369.68 |
| | | | | | | | -2,203.84 | | | |
| Maintenance & Operations | | | | | | | | | | |
| 170 | OPER | 05/15/2014 | 2,435,000.00 | 2,461,151.90 | 26,151.90 | 0.00 | -17,664.00 | -8,487.90 | -26,151.90 | 0.00 |
| Central Bucks PA SD | | | 2.000 | | | | 8,487.90 | | | |
| 177 | OPER | 03/01/2015 | 1,065,000.00 | 1,078,035.60 | 13,035.60 | 1,072,242.00 | -3,379.60 | -2,414.00 | -5,793.60 | 7,242.00 |
| Cleveland County SD OK | | | 1.250 | | | | 9,656.00 | | | |
| 167 | OPER | 08/15/2014 | 3,000,000.00 | 3,094,200.00 | 94,200.00 | 3,019,417.27 | -51,167.13 | -23,615.60 | -74,782.73 | 19,417.27 |
| El Paso TX | | | 3.610 | | | | 43,032.87 | | | |
| 156 | OPER | 11/20/2014 | 2,000,000.00 | 1,999,300.00 | -700.00 | 0.00 | 364.26 | 79.07 | 443.33 | 0.00 |
| FFCB Call Note | | 11/20/2014 | 0.180 | | | | -335.74 | | | |
| 191 | OPER | 09/10/2015 | 3,000,000.00 | 3,063,510.00 | 63,510.00 | 3,055,420.32 | 0.00 | -8,089.68 | -8,089.68 | 55,420.32 |
| FHLMC Note | | | 1.750 | | | | 63,510.00 | | | |
| 192 | OPER | 10/26/2015 | 3,000,000.00 | 3,060,780.00 | 60,780.00 | 3,053,660.66 | 0.00 | -7,119.34 | -7,119.34 | 53,660.66 |
| FNMA Note | | | 1.625 | | | | 60,780.00 | | | |

Portfolio LEWI
 AP

Lewisville ISD
Amortization Schedule
March 1, 2014 - May 31, 2014

| Investment # | Maturity Date | Beginning Par Value | | | | Amounts Amortized | | | | |
|-------------------------------------|---------------|--------------------------|-----------------------|----------------------|------------------------------|----------------------|-----------------------------------|------------------------------|----------------------------------|---------------------------------------|
| Issuer | Fund | Amort. Date | Current Rate | Purchase Principal | Original Premium or Discount | Ending Book Value | And Unamortized As of 03/01/2014 | Amount Amortized This Period | Amt Amortized Through 05/31/2014 | Amount Unamortized Through 05/31/2014 |
| Maintenance & Operations | | | | | | | | | | |
| 193 FNMA Note | OPER | 12/21/2015 | 5,000,000.00 0.375 | 4,999,737.65 | -262.35 | 4,999,765.68 | 0.00 -262.35 | 28.03 | 28.03 | -234.32 |
| 157 Granite UT SD | OPER | 06/01/2015 | 1,005,000.00 2.000 | 1,037,330.85 | 32,330.85 | 1,021,098.35 | -12,207.91 20,122.94 | -4,024.59 | -16,232.50 | 16,098.35 |
| 180 Hawaii State | OPER | 08/01/2015 | 1,000,000.00 3.000 | 1,044,550.00 | 44,550.00 | 1,030,673.77 | -7,303.28 37,246.72 | -6,572.95 | -13,876.23 | 30,673.77 |
| 188 Lexington SC | OPER | 01/15/2015 | 2,000,000.00 3.750 | 2,062,240.00 | 62,240.00 | 2,043,432.27 | -1,357.26 60,882.74 | -17,450.47 | -18,807.73 | 43,432.27 |
| 197 Middletown Township NJ | OPER | 08/01/2015 | 799,000.00 2.000 | 815,347.54 | 16,347.54 | 815,270.06 | 0.00 16,347.54 | -77.48 | -77.48 | 16,270.06 |
| 151 New Britain CT | OPER | 03/26/2014 | 3,000,000.00 1.000 | 3,020,550.00 | 20,550.00 | 0.00 | -19,118.94 1,431.06 | -1,431.06 | -20,550.00 | 0.00 |
| 183 Nassau County NY | OPER | 09/15/2014 | 4,000,000.00 2.000 | 4,044,240.00 | 44,240.00 | 4,016,791.82 | -12,916.79 31,323.21 | -14,531.39 | -27,448.18 | 16,791.82 |
| 160 Ohio State | OPER | 03/15/2014 | 5,000,000.00 5.000 | 5,176,500.00 | 176,500.00 | 0.00 | -167,381.92 9,118.08 | -9,118.08 | -176,500.00 | 0.00 |
| 178 Socorro ISD TX | OPER | 08/15/2015 | 960,000.00 5.000 | 1,039,353.60 | 79,353.60 | 1,012,983.79 | -15,382.39 63,971.21 | -10,987.42 | -26,369.81 | 52,983.79 |
| 162 Toms River NJ | OPER | 06/26/2014 | 5,000,000.00 1.500 | 5,054,750.00 | 54,750.00 | 5,003,802.08 | -37,260.42 17,489.58 | -13,687.50 | -50,947.92 | 3,802.08 |
| 166 Wichita KS | OPER | 10/15/2014 | 3,000,000.00 0.500 | 3,002,790.00 | 2,790.00 | 3,000,890.14 | -1,302.00 1,488.00 | -597.86 | -1,899.86 | 890.14 |
| 187 Wichita KS | OPER | 04/15/2015 10/15/2014 | 5,000,000.00 0.500 | 5,008,450.00 | 8,450.00 | 5,004,640.57 | -692.62 7,757.38 | -3,116.81 | -3,809.43 | 4,640.57 |
| 179 Worcester MA | OPER | 11/01/2015 | 2,135,000.00 4.000 | 2,286,606.35 | 151,606.35 | 2,242,387.83 | -25,267.73 126,338.62 | -18,950.79 | -44,218.52 | 107,387.83 |
| Subtotal | | | | 53,349,423.49 | 950,423.49 | 40,392,476.61 | -372,037.73 578,385.76 | -150,165.82 | -522,203.55 | 428,476.61 |
| Total | | | | 60,001,537.04 | 1,107,537.04 | 45,924,249.70 | -449,038.70 658,498.34 | -195,305.31 | -644,344.01 | 465,249.70 |



Lewisville ISD
Projected Cashflow Report
Sorted by Fund

Patterson & Associates
 901 S. MoPac
 Suite 195
 Austin, TX 78746

For the Period June 1, 2014 - December 31, 2014

| Projected Trans. Date | Investment # | Fund | Security ID | Transaction Type | Issuer | Par Value | Original Cost | Principal | Interest | Total |
|--------------------------------------|--------------|------|-------------|---------------------|------------------------|---------------------|---------------------|---------------------|------------------|---------------------|
| Debt Service | | | | | | | | | | |
| 08/15/2014 | 171 | DS | 4140043H2 | Maturity | Harris County TX | 650,000.00 | 676,923.00 | 650,000.00 | 16,250.00 | 666,250.00 |
| 08/15/2014 | 172 | DS | 283734MB4 | Maturity | El Paso TX | 2,270,000.00 | 2,333,764.30 | 2,270,000.00 | 40,973.50 | 2,310,973.50 |
| 08/15/2014 | 173 | DS | 283734HG9 | Maturity | El Paso TX | 1,175,000.00 | 1,230,354.25 | 1,175,000.00 | 33,898.75 | 1,208,898.75 |
| 08/15/2014 | 174 | DS | 442402C43 | Maturity | Houston TX ISD | 200,000.00 | 210,576.00 | 200,000.00 | 6,300.00 | 206,300.00 |
| 08/15/2014 | 175 | DS | 1175652F7 | Maturity | Bryan TX | 200,000.00 | 202,996.00 | 200,000.00 | 2,000.00 | 202,000.00 |
| Total for Debt Service | | | | | | 4,495,000.00 | 4,654,613.55 | 4,495,000.00 | 99,422.25 | 4,594,422.25 |
| Escrow Sinking Fund | | | | | | | | | | |
| 09/25/2014 | 194 | ESF | 3130A1A81 | Interest | FHLB Step Note | 0.00 | 0.00 | 0.00 | 2,500.00 | 2,500.00 |
| 11/08/2014 | 139 | ESF | 3136G02S9 | Interest | FNMA Step Note | 0.00 | 0.00 | 0.00 | 5,000.00 | 5,000.00 |
| Total for Escrow Sinking Fund | | | | | | 0.00 | 0.00 | 0.00 | 7,500.00 | 7,500.00 |
| Maintenance & Operations | | | | | | | | | | |
| 06/01/2014 | 157 | OPER | 387460KY3 | Interest | Granite UT SD | 0.00 | 0.00 | 0.00 | 10,050.00 | 10,050.00 |
| 06/01/2014 | 182 | OPER | 605581DP9 | Interest | Mississippi State | 0.00 | 0.00 | 0.00 | 3,065.56 | 3,065.56 |
| 06/21/2014 | 193 | OPER | 3135G0SB0 | Interest | FNMA Note | 0.00 | 0.00 | 0.00 | 9,375.00 | 9,375.00 |
| 06/26/2014 | 162 | OPER | 89012RDL0 | Maturity | Toms River NJ | 5,000,000.00 | 5,054,750.00 | 5,000,000.00 | 75,000.00 | 5,075,000.00 |
| 07/17/2014 | 184 | OPER | 3130A0J92 | Interest | FHLB Call Note | 0.00 | 0.00 | 0.00 | 21,875.00 | 21,875.00 |
| 07/17/2014 | 184 | OPER | 3130A0J92 | Call | FHLB Call Note | 5,000,000.00 | 5,000,000.00 | 5,000,000.00 | 0.00 | 5,000,000.00 |
| 08/01/2014 | 180 | OPER | 4197912K3 | Interest | Hawaii State | 0.00 | 0.00 | 0.00 | 15,000.00 | 15,000.00 |
| 08/15/2014 | 167 | OPER | 283734MB4 | Maturity | El Paso TX | 3,000,000.00 | 3,094,200.00 | 3,000,000.00 | 54,150.00 | 3,054,150.00 |
| 08/15/2014 | 178 | OPER | 833714M70 | Interest | Socorro ISD TX | 0.00 | 0.00 | 0.00 | 24,000.00 | 24,000.00 |
| 08/19/2014 | 195 | OPER | 3130A1UA4 | Call | FHLB Call Note | 3,000,000.00 | 3,000,000.00 | 3,000,000.00 | 0.00 | 3,000,000.00 |
| 08/26/2014 | 196 | OPER | 3130A1YJ1 | Call | FHLB Step Note | 5,000,000.00 | 5,000,000.00 | 5,000,000.00 | 0.00 | 5,000,000.00 |
| 09/01/2014 | 177 | OPER | 186072QR8 | Interest | Cleveland County SD OK | 0.00 | 0.00 | 0.00 | 6,656.25 | 6,656.25 |
| 09/10/2014 | 191 | OPER | 3137EACM9 | Interest | FHLMC Note | 0.00 | 0.00 | 0.00 | 26,250.00 | 26,250.00 |
| 09/15/2014 | 183 | OPER | 63165TLQ6 | Maturity | Nassau County NY | 4,000,000.00 | 4,044,240.00 | 4,000,000.00 | 60,888.89 | 4,060,888.89 |
| 10/15/2014 | 166 | OPER | 967244W67 | Maturity | Wichita KS | 3,000,000.00 | 3,002,790.00 | 3,000,000.00 | 7,500.00 | 3,007,500.00 |
| 10/15/2014 | 187 | OPER | 967244X25 | Call | Wichita KS | 5,000,000.00 | 5,008,450.00 | 5,000,000.00 | 0.00 | 5,000,000.00 |
| 10/26/2014 | 192 | OPER | 31398A4M1 | Interest | FNMA Note | 0.00 | 0.00 | 0.00 | 24,375.00 | 24,375.00 |
| 11/01/2014 | 179 | OPER | 981306ER0 | Interest | Worcester MA | 0.00 | 0.00 | 0.00 | 42,700.00 | 42,700.00 |
| 11/19/2014 | 195 | OPER | 3130A1UA4 | Interest | FHLB Call Note | 0.00 | 0.00 | 0.00 | 5,250.00 | 5,250.00 |
| 11/26/2014 | 196 | OPER | 3130A1YJ1 | Interest | FHLB Step Note | 0.00 | 0.00 | 0.00 | 12,361.11 | 12,361.11 |

Portfolio LEWI
AP

Lewisville ISD
 Projected Cashflow Report
 For the Period June 1, 2014 - December 31, 2014

| Projected Trans. Date | Investment # | Fund | Security ID | Transaction Type | Issuer | Par Value | Original Cost | Principal | Interest | Total |
|---|--------------|------|-------------|---------------------|-------------------|----------------------|----------------------|----------------------|-------------------|----------------------|
| Maintenance & Operations | | | | | | | | | | |
| 12/01/2014 | 157 | OPER | 387460KY3 | Interest | Granite UT SD | 0.00 | 0.00 | 0.00 | 10,050.00 | 10,050.00 |
| 12/01/2014 | 182 | OPER | 605581DP9 | Maturity | Mississippi State | 2,000,000.00 | 2,000,000.00 | 2,000,000.00 | 3,100.00 | 2,003,100.00 |
| 12/21/2014 | 193 | OPER | 3135G0SB0 | Interest | FNMA Note | 0.00 | 0.00 | 0.00 | 9,375.00 | 9,375.00 |
| Total for Maintenance & Operations | | | | | | 35,000,000.00 | 35,204,430.00 | 35,000,000.00 | 421,021.81 | 35,421,021.81 |
| GRAND TOTALS: | | | | | | 39,495,000.00 | 39,859,043.55 | 39,495,000.00 | 527,944.06 | 40,022,944.06 |



Lewisville ISD
Texas Compliance Change in Val Report
Sorted by Fund
March 1, 2014 - May 31, 2014

Patterson & Associates
 901 S. MoPac
 Suite 195
 Austin, TX 78746
 -

| Inv # | Issuer | Fund | Purch Date | Interest Accrual | Beginning Book Value | | | | Ending Book Value |
|---|--------------|--------|------------|-------------------|------------------------|----------------------|--------------|-----------------|---------------------|
| Cusip | Par Value | YTM | Mat Date | Interest Received | Beginning Market Value | Purchases/ Additions | Redemptions | Change in Value | Ending Market Value |
| Fund: Capital Project #637 | | | | | | | | | |
| 73 | TXPOOL | CP0637 | 02/02/2009 | 9.96 | 238,818.08 | 9.96 | 139,297.58 | -139,287.62 | 99,530.46 |
| 999999993 | 99,530.46 | 0.024 | / / | 9.96 | 238,818.08 | 9.96 | 139,297.58 | -139,287.62 | 99,530.46 |
| 78 | TPRIME | CP0637 | 07/01/2009 | 2.86 | 18,004.13 | 2.86 | 0.00 | 2.86 | 18,006.99 |
| 999999994 | 18,006.99 | 0.057 | / / | 2.86 | 18,004.13 | 2.86 | 0.00 | 2.86 | 18,006.99 |
| Sub Totals For: Fund: Capital Project #637 | | | | 12.82 | 256,822.21 | 12.82 | 139,297.58 | -139,284.76 | 117,537.45 |
| | | | | 12.82 | 256,822.21 | 12.82 | 139,297.58 | -139,284.76 | 117,537.45 |
| Fund: Capital Project #639 | | | | | | | | | |
| 86 | TXPOOL | CP0639 | 02/01/2010 | 1.56 | 20,509.10 | 1.56 | 0.00 | 1.56 | 20,510.66 |
| 999999993 | 20,510.66 | 0.024 | / / | 1.56 | 20,509.10 | 1.56 | 0.00 | 1.56 | 20,510.66 |
| 92 | TPRIME | CP0639 | 05/28/2010 | 57.63 | 687,219.84 | 57.63 | 453,927.37 | -453,869.74 | 233,350.10 |
| 999999994 | 233,350.10 | 0.057 | / / | 57.63 | 687,219.84 | 57.63 | 453,927.37 | -453,869.74 | 233,350.10 |
| Sub Totals For: Fund: Capital Project #639 | | | | 59.19 | 707,728.94 | 59.19 | 453,927.37 | -453,868.18 | 253,860.76 |
| | | | | 59.19 | 707,728.94 | 59.19 | 453,927.37 | -453,868.18 | 253,860.76 |
| Fund: Capital Project #641 | | | | | | | | | |
| 102 | TXPOOL | CP0641 | 02/28/2011 | 27.90 | 405,598.19 | 27.90 | 36,518.36 | -36,490.46 | 369,107.73 |
| 999999993 | 369,107.73 | 0.024 | / / | 27.90 | 405,598.19 | 27.90 | 36,518.36 | -36,490.46 | 369,107.73 |
| Sub Totals For: Fund: Capital Project #641 | | | | 27.90 | 405,598.19 | 27.90 | 36,518.36 | -36,490.46 | 369,107.73 |
| | | | | 27.90 | 405,598.19 | 27.90 | 36,518.36 | -36,490.46 | 369,107.73 |
| Fund: Capital Project #642 | | | | | | | | | |
| 117 | TXPOOL | CP0642 | 01/01/2012 | 199.51 | 4,204,317.43 | 199.51 | 2,020,984.91 | -2,020,785.40 | 2,183,532.03 |
| 999999993 | 2,183,532.03 | 0.024 | / / | 199.51 | 4,204,317.43 | 199.51 | 2,020,984.91 | -2,020,785.40 | 2,183,532.03 |

Portfolio LEWI

Lewisville ISD
Texas Compliance Change in Val Report
March 1, 2014 - May 31, 2014

| Inv # | Issuer | Fund | Purch Date | Interest Accrual | Beginning Book Value | Purchases/ Additions | Redemptions | Change in Value | Ending Book Value |
|---|---------------|--------|------------|-------------------|------------------------|----------------------|---------------|-----------------|---------------------|
| Cusip | Par Value | YTM | Mat Date | Interest Received | Beginning Market Value | | | | Ending Market Value |
| Sub Totals For: Fund: Capital Project #642 | | | | 199.51 | 4,204,317.43 | 199.51 | 2,020,984.91 | -2,020,785.40 | 2,183,532.03 |
| | | | | 199.51 | 4,204,317.43 | 199.51 | 2,020,984.91 | -2,020,785.40 | 2,183,532.03 |
| Fund: Capital Project #643 | | | | | | | | | |
| 124 | TXPOOL | CP0643 | 05/31/2012 | 414.92 | 6,075,565.88 | 414.92 | 605,708.66 | -605,293.74 | 5,470,272.14 |
| 999999993 | 5,470,272.14 | 0.024 | / / | 414.92 | 6,075,565.88 | 414.92 | 605,708.66 | -605,293.74 | 5,470,272.14 |
| Sub Totals For: Fund: Capital Project #643 | | | | 414.92 | 6,075,565.88 | 414.92 | 605,708.66 | -605,293.74 | 5,470,272.14 |
| | | | | 414.92 | 6,075,565.88 | 414.92 | 605,708.66 | -605,293.74 | 5,470,272.14 |
| Fund: Capital Project #644 | | | | | | | | | |
| 143 | TXPOOL | CP0644 | 11/01/2012 | 251.66 | 3,874,506.42 | 251.66 | 623,464.95 | -623,213.29 | 3,251,293.13 |
| 999999993 | 3,251,293.13 | 0.024 | / / | 251.66 | 3,874,506.42 | 251.66 | 623,464.95 | -623,213.29 | 3,251,293.13 |
| Sub Totals For: Fund: Capital Project #644 | | | | 251.66 | 3,874,506.42 | 251.66 | 623,464.95 | -623,213.29 | 3,251,293.13 |
| | | | | 251.66 | 3,874,506.42 | 251.66 | 623,464.95 | -623,213.29 | 3,251,293.13 |
| Fund: Capital Project #645 | | | | | | | | | |
| 152 | TXPOOL | CP0645 | 03/28/2013 | 3,515.31 | 56,374,870.67 | 3,515.31 | 11,742,498.35 | -11,738,983.04 | 44,635,887.63 |
| 999999993 | 44,635,887.63 | 0.024 | / / | 3,515.31 | 56,374,870.67 | 3,515.31 | 11,742,498.35 | -11,738,983.04 | 44,635,887.63 |
| Sub Totals For: Fund: Capital Project #645 | | | | 3,515.31 | 56,374,870.67 | 3,515.31 | 11,742,498.35 | -11,738,983.04 | 44,635,887.63 |
| | | | | 3,515.31 | 56,374,870.67 | 3,515.31 | 11,742,498.35 | -11,738,983.04 | 44,635,887.63 |
| Fund: Capital Project #646 | | | | | | | | | |
| 181 | TXPOOL | CP0646 | 11/01/2013 | 4,205.86 | 58,727,284.79 | 4,205.86 | 21,592,609.15 | -21,588,403.29 | 37,138,881.50 |
| 999999993 | 37,138,881.50 | 0.024 | / / | 4,205.86 | 58,727,284.79 | 4,205.86 | 21,592,609.15 | -21,588,403.29 | 37,138,881.50 |
| 199 | EWB | CP0646 | 05/29/2014 | 246.58 | 0.00 | 40,000,246.58 | 10.00 | 20,000,236.58 | 20,000,236.58 |
| 72000257 | 20,000,236.58 | 0.150 | / / | 0.00 | 0.00 | 40,000,246.58 | 10.00 | 20,000,236.58 | 20,000,236.58 |
| Sub Totals For: Fund: Capital Project #646 | | | | 4,452.44 | 58,727,284.79 | 40,004,452.44 | 21,592,619.15 | -1,588,166.71 | 57,139,118.08 |
| | | | | 4,205.86 | 58,727,284.79 | 40,004,452.44 | 21,592,619.15 | -1,588,166.71 | 57,139,118.08 |
| Fund: Debt Service | | | | | | | | | |

Lewisville ISD
Texas Compliance Change in Val Report
March 1, 2014 - May 31, 2014

| Inv # | Issuer | Fund | Purch Date | Interest Accrual | Beginning Book Value | Purchases/ Additions | Redemptions | Change in Value | Ending Book Value |
|---|---------------|-------|------------|-------------------|------------------------|----------------------|---------------|-----------------|---------------------|
| Cusip | Par Value | YTM | Mat Date | Interest Received | Beginning Market Value | | | | Ending Market Value |
| 18 | TXPOOL | DS | 09/01/2006 | 7,024.48 | 93,869,418.07 | 2,103,342.94 | 21,592,609.15 | 2,097,822.01 | 95,967,240.08 |
| 999999993 | 95,967,240.08 | 0.024 | / / | 7,024.48 | 93,869,418.07 | 2,103,342.94 | 21,592,609.15 | 2,097,822.01 | 95,967,240.08 |
| 19 | TPRIME | DS | 09/01/2006 | 177.13 | 1,098,554.11 | 20,000,910.02 | 20.00 | 177.13 | 1,098,731.24 |
| 999999994 | 1,098,731.24 | 0.057 | / / | 177.13 | 1,098,554.11 | 20,000,910.02 | 20.00 | 177.13 | 1,098,731.24 |
| 116 | JPMC | DS | 11/01/2011 | 0.00 | 9,412.75 | 0.00 | 6,540.45 | -6,540.45 | 2,872.30 |
| 1112 | 2,872.30 | 0.000 | / / | 0.00 | 9,412.75 | 0.00 | 6,540.45 | -6,540.45 | 2,872.30 |
| 164 | EWB | DS | 07/23/2013 | 6,320.59 | 5,011,108.11 | 6,178.07 | 0.00 | 6,178.07 | 5,017,286.18 |
| 172571152 | 5,017,286.18 | 0.500 | 07/23/2014 | 6,178.07 | 5,011,108.11 | 6,178.07 | 0.00 | 6,178.07 | 5,017,286.18 |
| 171 | HARRIS | DS | 09/27/2013 | 8,125.00 | 663,884.82 | 0.00 | 0.00 | -7,619.72 | 656,265.10 |
| 4140043H2 | 650,000.00 | 0.300 | 08/15/2014 | 0.00 | 664,092.00 | 0.00 | 0.00 | -7,702.50 | 656,389.50 |
| 172 | ELPASO | DS | 09/27/2013 | 20,486.75 | 2,302,884.73 | 0.00 | 0.00 | -18,046.50 | 2,284,838.23 |
| 283734MB4 | 2,270,000.00 | 0.420 | 08/15/2014 | 0.00 | 2,302,937.70 | 0.00 | 0.00 | -18,318.90 | 2,284,618.80 |
| 173 | ELPASO | DS | 09/27/2013 | 16,949.38 | 1,203,547.47 | 0.00 | 0.00 | -15,666.29 | 1,187,881.18 |
| 283734HG9 | 1,175,000.00 | 0.420 | 08/15/2014 | 0.00 | 1,202,236.50 | 0.00 | 0.00 | -14,863.75 | 1,187,372.75 |
| 174 | HOUSTX | DS | 09/27/2013 | 3,150.00 | 205,454.29 | 0.00 | 0.00 | -2,993.21 | 202,461.08 |
| 442402C43 | 200,000.00 | 0.300 | 08/15/2014 | 0.00 | 205,490.00 | 0.00 | 0.00 | -3,002.00 | 202,488.00 |
| 175 | BRYAN | DS | 09/27/2013 | 1,000.00 | 201,545.11 | 0.00 | 0.00 | -847.93 | 200,697.18 |
| 1175652F7 | 200,000.00 | 0.300 | 08/15/2014 | 0.00 | 201,652.00 | 0.00 | 0.00 | -894.00 | 200,758.00 |
| Sub Totals For: Fund: Debt Service | | | | 63,233.33 | 104,565,809.46 | 22,110,431.03 | 21,599,169.60 | 2,052,463.11 | 106,618,272.57 |
| | | | | 13,379.68 | 104,564,901.24 | 22,110,431.03 | 21,599,169.60 | 2,052,855.61 | 106,617,756.85 |
| Fund: Escrow Sinking Fund | | | | | | | | | |
| 128 | BOTIT | ESF | 06/30/2012 | 8.20 | 9,210.15 | 10,008.10 | 0.00 | 10,008.10 | 19,218.25 |
| 820162014 | 19,218.25 | 0.020 | / / | 8.10 | 9,210.15 | 10,008.10 | 0.00 | 10,008.10 | 19,218.25 |
| 169 | FNMAS | ESF | 09/13/2013 | 333.33 | 998,186.67 | 0.00 | 1,000,000.00 | -998,186.67 | 0.00 |
| 3136G1TL3 | 0.00 | 0.000 | 09/13/2018 | 5,000.00 | 1,000,185.00 | 0.00 | 1,000,000.00 | -1,000,185.00 | 0.00 |

Lewisville ISD
Texas Compliance Change in Val Report
March 1, 2014 - May 31, 2014

| Inv # | Issuer | Fund | Purch Date | Interest Accrual | Beginning Book Value | Purchases/ Additions | Redemptions | Change in Value | Ending Book Value |
|--|----------------|-------|------------|-------------------|------------------------|----------------------|----------------|-----------------|---------------------|
| Cusip | Par Value | YTM | Mat Date | Interest Received | Beginning Market Value | | | | Ending Market Value |
| 139 | FNMAS | ESF | 11/08/2012 | 2,500.00 | 999,609.49 | 0.00 | 0.00 | 20.83 | 999,630.32 |
| 3136G02S9 | 1,000,000.00 | 0.946 | 11/08/2018 | 5,000.00 | 995,062.00 | 0.00 | 0.00 | 1,820.00 | 996,882.00 |
| 194 | FHLBS | ESF | 03/25/2014 | 916.67 | 0.00 | 1,000,000.00 | 0.00 | 1,000,000.00 | 1,000,000.00 |
| 3130A1A81 | 1,000,000.00 | 0.500 | 03/25/2019 | 0.00 | 0.00 | 1,000,000.00 | 0.00 | 1,000,455.00 | 1,000,455.00 |
| Sub Totals For: Fund: Escrow Sinking Fund | | | | 3,758.20 | 2,007,006.31 | 1,010,008.10 | 1,000,000.00 | 11,842.26 | 2,018,848.57 |
| | | | | 10,008.10 | 2,004,457.15 | 1,010,008.10 | 1,000,000.00 | 12,098.10 | 2,016,555.25 |
| Fund: Jem Res-Sec 125 | | | | | | | | | |
| 115 | JPMC | JRS | 11/01/2011 | 0.00 | 211,194.03 | 172,613.97 | 0.00 | 172,613.97 | 383,808.00 |
| 1250 | 383,808.00 | 0.000 | / / | 0.00 | 211,194.03 | 172,613.97 | 0.00 | 172,613.97 | 383,808.00 |
| Sub Totals For: Fund: Jem Res-Sec 125 | | | | 0.00 | 211,194.03 | 172,613.97 | 0.00 | 172,613.97 | 383,808.00 |
| | | | | 0.00 | 211,194.03 | 172,613.97 | 0.00 | 172,613.97 | 383,808.00 |
| Fund: Maintenance & Operat | | | | | | | | | |
| 16 | TXPOOL | OPER | 09/01/2006 | 13,461.12 | 217,923,342.62 | 37,284,147.66 | 135,000,000.00 | -97,728,208.48 | 120,195,134.14 |
| 999999993 | 120,195,134.14 | 0.024 | / / | 13,461.12 | 217,923,342.62 | 37,284,147.66 | 135,000,000.00 | -97,728,208.48 | 120,195,134.14 |
| 17 | TPRIME | OPER | 09/01/2006 | 472.49 | 2,929,275.34 | 472.49 | 0.00 | 472.49 | 2,929,747.83 |
| 999999994 | 2,929,747.83 | 0.057 | / / | 472.49 | 2,929,275.34 | 472.49 | 0.00 | 472.49 | 2,929,747.83 |
| 105 | JPMC | OPER | 06/01/2011 | 0.01 | 20,848,649.71 | 8,925,620.68 | 13,277,075.51 | -4,351,454.83 | 16,497,194.88 |
| 3173 | 16,497,194.88 | 0.000 | / / | 0.00 | 20,848,649.71 | 8,925,620.68 | 13,277,075.51 | -4,351,454.83 | 16,497,194.88 |
| 198 | EWB | OPER | 05/29/2014 | 246.58 | 0.00 | 40,000,246.58 | 10.00 | 20,000,236.58 | 20,000,236.58 |
| 72000240 | 20,000,236.58 | 0.150 | / / | 0.00 | 0.00 | 40,000,246.58 | 10.00 | 20,000,236.58 | 20,000,236.58 |
| 160 | OHST | OPER | 06/14/2013 | 9,722.22 | 5,009,118.08 | 0.00 | 5,000,000.00 | -5,009,118.08 | 0.00 |
| 6775193Y4 | 0.00 | 0.000 | 03/15/2014 | 125,000.00 | 5,006,750.00 | 0.00 | 5,000,000.00 | -5,006,750.00 | 0.00 |
| 151 | NBCT | OPER | 03/27/2013 | 2,083.34 | 3,001,431.06 | 0.00 | 3,000,000.00 | -3,001,431.06 | 0.00 |
| 6427134Z1 | 0.00 | 0.000 | 03/26/2014 | 29,916.67 | 3,001,560.00 | 0.00 | 3,000,000.00 | -3,001,560.00 | 0.00 |
| 170 | CENBSD | OPER | 09/27/2013 | 10,010.56 | 2,443,487.90 | 0.00 | 2,435,000.00 | -2,443,487.90 | 0.00 |
| 152735VD5 | 0.00 | 0.000 | 05/15/2014 | 24,350.00 | 2,442,548.50 | 0.00 | 2,435,000.00 | -2,442,548.50 | 0.00 |

Lewisville ISD
Texas Compliance Change in Val Report
March 1, 2014 - May 31, 2014

| Inv # | Issuer | Fund | Purch Date | Interest Accrual | Beginning Book Value | | | | Ending Book Value |
|-----------|--------------|--------|------------|-------------------|------------------------|----------------------|--------------|-----------------|---------------------|
| Cusip | Par Value | YTM | Mat Date | Interest Received | Beginning Market Value | Purchases/ Additions | Redemptions | Change in Value | Ending Market Value |
| 162 | TRNJ | OPER | 06/26/2013 | 18,750.00 | 5,017,489.58 | 0.00 | 0.00 | -13,687.50 | 5,003,802.08 |
| 89012RDL0 | 5,000,000.00 | 0.400 | 06/26/2014 | 0.00 | 5,015,900.00 | 0.00 | 0.00 | -12,400.00 | 5,003,500.00 |
| 165 | EWB | OPER | 07/23/2013 | 6,320.59 | 5,011,108.11 | 6,178.07 | 0.00 | 6,178.07 | 5,017,286.18 |
| 172311617 | 5,017,286.18 | 0.500 | 07/23/2014 | 6,178.07 | 5,011,108.11 | 6,178.07 | 0.00 | 6,178.07 | 5,017,286.18 |
| 167 | ELPASO | OPER | 08/16/2013 | 27,075.00 | 3,043,032.87 | 0.00 | 0.00 | -23,615.60 | 3,019,417.27 |
| 283734MB4 | 3,000,000.00 | 0.450 | 08/15/2014 | 0.00 | 3,043,530.00 | 0.00 | 0.00 | -24,210.00 | 3,019,320.00 |
| 183 | NCNY | OPER | 12/11/2013 | 20,000.00 | 4,031,323.21 | 0.00 | 0.00 | -14,531.39 | 4,016,791.82 |
| 63165TLQ6 | 4,000,000.00 | 0.540 | 09/15/2014 | 0.00 | 4,035,960.00 | 0.00 | 0.00 | -15,840.00 | 4,020,120.00 |
| 190 | EWB | OPER | 03/24/2014 | 2,328.87 | 0.00 | 5,000,239.73 | 0.00 | 5,000,239.73 | 5,000,239.73 |
| 172275929 | 5,000,239.73 | 0.250 | 09/20/2014 | 239.73 | 0.00 | 5,000,239.73 | 0.00 | 5,000,239.73 | 5,000,239.73 |
| 166 | WICHKS | OPER | 08/15/2013 | 3,750.00 | 3,001,488.00 | 0.00 | 0.00 | -597.86 | 3,000,890.14 |
| 967244W67 | 3,000,000.00 | 0.419 | 10/15/2014 | 10,000.00 | 3,001,380.00 | 0.00 | 0.00 | -480.00 | 3,000,900.00 |
| 156 | FFCBC | OPER | 05/20/2013 | 610.00 | 1,999,664.26 | 0.00 | 2,000,000.00 | -1,999,664.26 | 0.00 |
| 3133ECPN8 | 0.00 | 0.000 | 11/20/2014 | 1,620.00 | 2,000,010.00 | 0.00 | 2,000,000.00 | -2,000,010.00 | 0.00 |
| 189 | EWB | OPER | 02/28/2014 | 3,781.48 | 5,000,000.00 | 1,315.07 | 0.00 | 1,315.07 | 5,001,315.07 |
| 172535690 | 5,001,315.07 | 0.300 | 11/28/2014 | 1,315.07 | 5,000,000.00 | 1,315.07 | 0.00 | 1,315.07 | 5,001,315.07 |
| 182 | MISSST | OPER | 12/03/2013 | 1,550.00 | 2,000,000.00 | 0.00 | 0.00 | 0.00 | 2,000,000.00 |
| 605581DP9 | 2,000,000.00 | 0.310 | 12/01/2014 | 0.00 | 1,998,680.00 | 0.00 | 0.00 | 440.00 | 1,999,120.00 |
| 188 | LEXISC | OPER | 02/24/2014 | 18,750.00 | 2,060,882.74 | 0.00 | 0.00 | -17,450.47 | 2,043,432.27 |
| 529590BJ9 | 2,000,000.00 | 0.251 | 01/15/2015 | 0.00 | 2,060,760.00 | 0.00 | 0.00 | -17,420.00 | 2,043,340.00 |
| 177 | CLEVEC | OPER | 10/25/2013 | 3,328.13 | 1,074,656.00 | 0.00 | 0.00 | -2,414.00 | 1,072,242.00 |
| 186072QR8 | 1,065,000.00 | -0.573 | 03/01/2015 | 4,659.37 | 1,075,724.55 | 0.00 | 0.00 | -2,843.55 | 1,072,881.00 |
| 187 | WICHKS | OPER | 02/11/2014 | 6,250.00 | 5,007,757.38 | 0.00 | 0.00 | -3,116.81 | 5,004,640.57 |
| 967244X25 | 5,000,000.00 | 0.355 | 04/15/2015 | 0.00 | 5,008,550.00 | 0.00 | 0.00 | -2,750.00 | 5,005,800.00 |
| 157 | GUTSD | OPER | 05/28/2013 | 5,025.00 | 1,025,122.94 | 0.00 | 0.00 | -4,024.59 | 1,021,098.35 |
| 387460KY3 | 1,005,000.00 | 0.390 | 06/01/2015 | 0.00 | 1,027,491.90 | 0.00 | 0.00 | -4,271.25 | 1,023,220.65 |

Lewisville ISD
Texas Compliance Change in Val Report
March 1, 2014 - May 31, 2014

| Inv # | Issuer | Fund | Purch Date | Interest Accrual | Beginning Book Value | Purchases/ Additions | Redemptions | Change in Value | Ending Book Value |
|-----------|--------------|-------|------------|-------------------|------------------------|----------------------|--------------|-----------------|---------------------|
| Cusip | Par Value | YTM | Mat Date | Interest Received | Beginning Market Value | | | | Ending Market Value |
| 180 | HAWAII | OPER | 11/21/2013 | 7,500.00 | 1,037,246.72 | 0.00 | 0.00 | -6,572.95 | 1,030,673.77 |
| 4197912K3 | 1,000,000.00 | 0.360 | 08/01/2015 | 0.00 | 1,038,700.00 | 0.00 | 0.00 | -6,680.00 | 1,032,020.00 |
| 197 | MIDDLE | OPER | 05/29/2014 | 88.78 | 0.00 | 815,347.54 | 0.00 | 815,270.06 | 815,270.06 |
| 597324LF7 | 799,000.00 | 0.249 | 08/01/2015 | 0.00 | 0.00 | 815,347.54 | 0.00 | 815,779.00 | 815,779.00 |
| 178 | SOCISD | OPER | 10/25/2013 | 12,000.00 | 1,023,971.21 | 0.00 | 0.00 | -10,987.42 | 1,012,983.79 |
| 833714M70 | 960,000.00 | 0.400 | 08/15/2015 | 0.00 | 1,026,864.00 | 0.00 | 0.00 | -11,193.60 | 1,015,670.40 |
| 191 | FHLMC | OPER | 03/24/2014 | 9,770.83 | 0.00 | 3,063,510.00 | 0.00 | 3,055,420.32 | 3,055,420.32 |
| 3137EACM9 | 3,000,000.00 | 0.296 | 09/10/2015 | 0.00 | 0.00 | 3,063,510.00 | 0.00 | 3,059,559.00 | 3,059,559.00 |
| 192 | FNMA | OPER | 03/24/2014 | 9,072.91 | 0.00 | 3,060,780.00 | 0.00 | 3,053,660.66 | 3,053,660.66 |
| 31398A4M1 | 3,000,000.00 | 0.345 | 10/26/2015 | 4,333.33 | 0.00 | 3,060,780.00 | 0.00 | 3,058,707.00 | 3,058,707.00 |
| 179 | WORCMA | OPER | 11/01/2013 | 21,350.00 | 2,261,338.62 | 0.00 | 0.00 | -18,950.79 | 2,242,387.83 |
| 981306ER0 | 2,135,000.00 | 0.430 | 11/01/2015 | 42,700.00 | 2,267,177.85 | 0.00 | 0.00 | -19,385.80 | 2,247,792.05 |
| 193 | FNMA | OPER | 03/24/2014 | 3,489.58 | 0.00 | 4,999,737.65 | 0.00 | 4,999,765.68 | 4,999,765.68 |
| 3135G0SB0 | 5,000,000.00 | 0.378 | 12/21/2015 | 0.00 | 0.00 | 4,999,737.65 | 0.00 | 5,008,290.00 | 5,008,290.00 |
| 185 | FHLMCC | OPER | 01/29/2014 | 2,416.67 | 3,000,000.00 | 0.00 | 3,000,000.00 | -3,000,000.00 | 0.00 |
| 3134G4TQ1 | 0.00 | 0.000 | 01/29/2016 | 3,750.00 | 3,001,920.00 | 0.00 | 3,000,000.00 | -3,001,920.00 | 0.00 |
| 195 | FHLBC | OPER | 05/19/2014 | 350.00 | 0.00 | 3,000,000.00 | 0.00 | 3,000,000.00 | 3,000,000.00 |
| 3130A1UA4 | 3,000,000.00 | 0.350 | 02/19/2016 | 0.00 | 0.00 | 3,000,000.00 | 0.00 | 2,995,926.00 | 2,995,926.00 |
| 184 | FHLBC | OPER | 01/17/2014 | 10,937.50 | 5,000,000.00 | 0.00 | 0.00 | 0.00 | 5,000,000.00 |
| 3130A0J92 | 5,000,000.00 | 0.875 | 01/17/2017 | 0.00 | 5,004,430.00 | 0.00 | 0.00 | 455.00 | 5,004,885.00 |
| 186 | FHLBS | OPER | 01/30/2014 | 2,458.33 | 3,000,000.00 | 0.00 | 3,000,000.00 | -3,000,000.00 | 0.00 |
| 3130A0MC1 | 0.00 | 0.000 | 01/30/2017 | 3,750.00 | 2,993,358.00 | 0.00 | 3,000,000.00 | -2,993,358.00 | 0.00 |
| 196 | FHLBS | OPER | 05/28/2014 | 208.33 | 0.00 | 5,000,000.00 | 0.00 | 5,000,000.00 | 5,000,000.00 |
| 3130A1YJ1 | 5,000,000.00 | 0.500 | 05/26/2017 | 0.00 | 0.00 | 5,000,000.00 | 0.00 | 5,001,445.00 | 5,001,445.00 |

Lewisville ISD
Texas Compliance Change in Val Report
March 1, 2014 - May 31, 2014

| Inv # | Issuer | Fund | Purch Date | Interest Accrual | Beginning Book Value | Purchases/ Additions | Redemptions | Change in Value | Ending Book Value |
|---|--------------|-------|------------|-------------------|------------------------|----------------------|----------------|-----------------|---------------------|
| Cusip | Par Value | YTM | Mat Date | Interest Received | Beginning Market Value | | | | Ending Market Value |
| Sub Totals For: Fund: Maintenance & Operat | | | | 233,158.32 | 305,750,386.35 | 111,157,595.47 | 166,712,085.51 | -75,716,755.33 | 230,033,631.02 |
| | | | | 271,745.85 | 305,763,670.58 | 111,157,595.47 | 166,712,085.51 | -75,694,241.07 | 230,069,429.51 |
| Fund: Worker's Compensatio | | | | | | | | | |
| 25 | TPRIME | WC | 09/01/2006 | 668.35 | 4,143,870.12 | 668.35 | 0.00 | 668.35 | 4,144,538.47 |
| 999999994 | 4,144,538.47 | 0.057 | / / | 668.35 | 4,143,870.12 | 668.35 | 0.00 | 668.35 | 4,144,538.47 |
| 26 | TXPOOL | WC | 09/01/2006 | 315.79 | 4,565,590.98 | 315.79 | 500,000.00 | -499,684.21 | 4,065,906.77 |
| 999999993 | 4,065,906.77 | 0.024 | / / | 315.79 | 4,565,590.98 | 315.79 | 500,000.00 | -499,684.21 | 4,065,906.77 |
| 106 | JPMC | WC | 06/01/2011 | 0.00 | 127,451.02 | 424,626.62 | 163,058.68 | 261,567.94 | 389,018.96 |
| 7958 | 389,018.96 | 0.000 | / / | 0.00 | 127,451.02 | 424,626.62 | 163,058.68 | 261,567.94 | 389,018.96 |
| Sub Totals For: Fund: Worker's Compensatio | | | | 984.14 | 8,836,912.12 | 425,610.76 | 663,058.68 | -237,447.92 | 8,599,464.20 |
| | | | | 984.14 | 8,836,912.12 | 425,610.76 | 663,058.68 | -237,447.92 | 8,599,464.20 |
| Report Grand Totals: | | | | 310,067.74 | 551,998,002.80 | 174,885,193.08 | 227,189,333.12 | -90,923,369.49 | 461,074,633.31 |
| | | | | 304,804.94 | 552,007,829.65 | 174,885,193.08 | 227,189,333.12 | -90,900,206.89 | 461,107,622.76 |



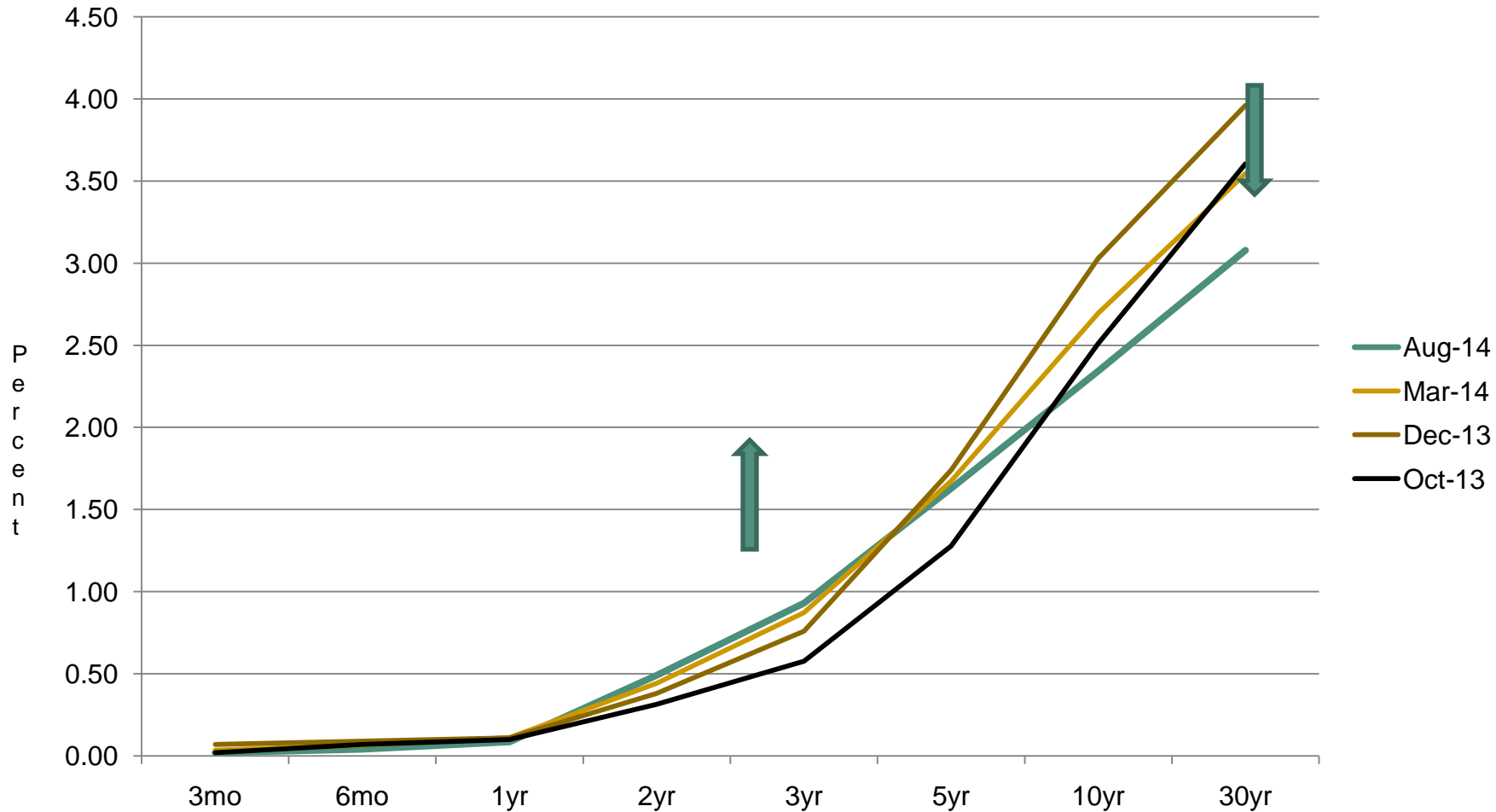
**Quarterly Investment Report
May 31, 2014 – August 31, 2014**

PATTERSON & ASSOCIATES



INVESTMENT PROFESSIONALS

An Economic Balancing Act




End of Month Rates - Full Yield Curve - Fed Funds to 30yr

Lewisville Independent School District
 Monthly Investment Report
 June 1, 2014 – August 31, 2014

Portfolio Summary Management Report

| <u>LISD Operating Funds</u> | | | |
|--|----------------|---|-----------------|
| <u>Portfolio as of 05/31/14:</u> | | <u>Portfolio as of 08/31/14:</u> | |
| Beginning Book Value | \$ 461,074,633 | Ending Book Value | \$ 270,630,455 |
| Beginning Market Value | \$ 461,107,623 | Ending Market Value | \$ 270,635,767 |
| | | Investment Income for the period | \$ 127,223 |
| | | Unrealized Gain/Loss | \$ 5,312 |
| WAM at Beginning Period Date ¹ | 67 days | WAM at Ending Period Date ¹ | 135 days |
| <i>(Decrease in market value is due to seasonal cash outflows)</i> | | Change in Market Value ² | \$(190,471,856) |
| Average Yield for the period ending 08/31/14 | | 0.145% | |
| Average Yield 180-Day Treasury Bill for period | | 0.060% | |

 Karla Stastny, Senior Budget Accountant
 Lewisville ISD



 Linda T. Patterson, Investment Advisor, LISD
 Patterson & Associates

 Theresa Maniscalco, Executive Director of Budget
 Lewisville ISD

 Tanya Wilson, Accountant
 Lewisville ISD

Patterson & Associates has assisted in the preparation of this consolidated investment report, with additional input provided by Texpool and LISD.

 1 WAM -- weighted average maturity

2 "Change in Market Value" is required data, but will primarily reflect the receipt and expenditure of the District's funds from month to month.



**Lewisville ISD
Portfolio Management
Portfolio Summary
August 31, 2014**

Patterson & Associates
901 S. MoPac
Suite 195
Austin, TX 78746

| Investments | Par Value | Market Value | Book Value | % of Portfolio | Term | Days to Maturity | YTM 365 Equiv. |
|----------------------------------|-----------------------|-----------------------|-----------------------|----------------|------------|------------------|----------------|
| East West Bank MM | 40,015,598.56 | 40,015,598.56 | 40,015,598.56 | 14.79 | 1 | 1 | 0.150 |
| Federal Agency Coupon Securities | 35,000,000.00 | 35,095,892.00 | 35,087,966.58 | 12.97 | 888 | 756 | 0.596 |
| Municipal Bonds | 25,709,000.00 | 25,900,108.22 | 25,902,721.50 | 9.57 | 477 | 228 | 0.399 |
| TexPool | 123,336,793.33 | 123,336,793.33 | 123,336,793.33 | 45.57 | 1 | 1 | 0.035 |
| TexPool Prime | 8,192,283.43 | 8,192,283.43 | 8,192,283.43 | 3.03 | 1 | 1 | 0.059 |
| JPMorgan Chase Bank Accounts | 18,016,790.44 | 18,016,790.44 | 18,016,790.44 | 6.66 | 1 | 1 | 0.000 |
| Bank of Texas - Escrow Account | 19,727.24 | 19,727.24 | 19,727.24 | 0.01 | 1 | 1 | 0.010 |
| CD's - Interest Quarterly | 20,058,573.64 | 20,058,573.64 | 20,058,573.64 | 7.41 | 296 | 190 | 0.338 |
| Investments | 270,348,766.64 | 270,635,766.86 | 270,630,454.72 | 100.00% | 183 | 135 | 0.181 |

| Cash and Accrued Interest | | | | | | | |
|---|-----------------------|-----------------------|-----------------------|--|------------|------------|--------------|
| Accrued Interest at Purchase | | 10,166.67 | 10,166.67 | | | | |
| Ending Accrued Interest | | 247,882.18 | 247,882.18 | | | | |
| Subtotal | | 258,048.85 | 258,048.85 | | | | |
| Total Cash and Investments Value | 270,348,766.64 | 270,893,815.71 | 270,888,503.57 | | 183 | 135 | 0.181 |

| Total Earnings | August 31 Month Ending | Fiscal Year To Date | Fiscal Year Ending |
|----------------|------------------------|---------------------|--------------------|
| Current Year | 41,526.31 | 483,940.26 | 483,940.26 |

The following reports are submitted in accordance with the Public Funds Investment Act (Texas Gov't Code 2256). The reports also offer supplemental information not required by the Act in order to fully inform the governing body of the Lewisville Independent School District of the position and activity within the District's portfolio of investments. The reports include a management summary overview, a detailed inventory report for the end of the period, a transaction report, as well as graphic representations of the portfolio to provide full disclosure to the governing body.

Karla Stastny, Senior Budget Accountant



**Lewisville ISD
Summary by Type
August 31, 2014
Grouped by Fund**

Patterson & Associates
901 S. MoPac
Suite 195
Austin, TX 78746
-

| Security Type | Number of Investments | Par Value | Book Value | % of Portfolio | Average YTM 365 | Average Days to Maturity |
|-----------------------------------|--------------------------|----------------------|----------------------|-------------------|--------------------|-----------------------------|
| Fund: Capital Project #637 | | | | | | |
| TexPool Prime | 1 | 18,009.76 | 18,009.76 | 0.01 | 0.059 | 1 |
| TexPool | 1 | 97,638.38 | 97,638.38 | 0.04 | 0.035 | 1 |
| Subtotal | 2 | 115,648.14 | 115,648.14 | 0.05 | 0.039 | 1 |
| Fund: Capital Project #639 | | | | | | |
| TexPool Prime | 1 | 11.46 | 11.46 | 0.00 | 0.059 | 1 |
| TexPool | 1 | 7,298.32 | 7,298.32 | 0.00 | 0.035 | 1 |
| Subtotal | 2 | 7,309.78 | 7,309.78 | 0.00 | 0.035 | 1 |
| Fund: Capital Project #641 | | | | | | |
| TexPool | 1 | 302,173.61 | 302,173.61 | 0.11 | 0.035 | 1 |
| Subtotal | 1 | 302,173.61 | 302,173.61 | 0.11 | 0.035 | 1 |
| Fund: Capital Project #642 | | | | | | |
| TexPool | 1 | 546,073.72 | 546,073.72 | 0.20 | 0.035 | 1 |
| Subtotal | 1 | 546,073.72 | 546,073.72 | 0.20 | 0.035 | 1 |
| Fund: Capital Project #643 | | | | | | |
| TexPool | 1 | 3,955,858.60 | 3,955,858.60 | 1.46 | 0.035 | 1 |
| Subtotal | 1 | 3,955,858.60 | 3,955,858.60 | 1.46 | 0.035 | 1 |
| Fund: Capital Project #644 | | | | | | |
| TexPool | 1 | 1,374,771.81 | 1,374,771.81 | 0.51 | 0.035 | 1 |
| Subtotal | 1 | 1,374,771.81 | 1,374,771.81 | 0.51 | 0.035 | 1 |
| Fund: Capital Project #645 | | | | | | |
| TexPool | 1 | 21,044,724.92 | 21,044,724.92 | 7.78 | 0.035 | 1 |
| Subtotal | 1 | 21,044,724.92 | 21,044,724.92 | 7.78 | 0.035 | 1 |
| Fund: Capital Project #646 | | | | | | |

**Lewisville ISD
Summary by Type
August 31, 2014
Grouped by Fund**

| Security Type | Number of Investments | Par Value | Book Value | % of Portfolio | Average YTM 365 | Average Days to Maturity |
|---|-----------------------|-----------------------|-----------------------|----------------|-----------------|--------------------------|
| Fund: Capital Project #646 | | | | | | |
| East West Bank MM | 1 | 20,007,799.28 | 20,007,799.28 | 7.39 | 0.150 | 1 |
| TexPool | 1 | 3,974,865.45 | 3,974,865.45 | 1.47 | 0.035 | 1 |
| Subtotal | 2 | 23,982,664.73 | 23,982,664.73 | 8.86 | 0.131 | 1 |
| Fund: Debt Service | | | | | | |
| CD's - Interest Quarterly | 1 | 5,025,062.38 | 5,025,062.38 | 1.86 | 0.400 | 325 |
| JPMorgan Chase Bank Accounts | 1 | 427,825.03 | 427,825.03 | 0.16 | 0.000 | 1 |
| TexPool Prime | 1 | 1,098,898.58 | 1,098,898.58 | 0.41 | 0.059 | 1 |
| TexPool | 1 | 11,181,804.34 | 11,181,804.34 | 4.13 | 0.035 | 1 |
| Subtotal | 4 | 17,733,590.33 | 17,733,590.33 | 6.56 | 0.139 | 93 |
| Fund: Escrow Sinking Fund | | | | | | |
| Bank of Texas - Escrow Account | 1 | 19,727.24 | 19,727.24 | 0.01 | 0.010 | 1 |
| Federal Agency Coupon Securities | 3 | 3,000,000.00 | 2,999,512.27 | 1.11 | 0.985 | 1,651 |
| Subtotal | 4 | 3,019,727.24 | 3,019,239.51 | 1.12 | 0.979 | 1,641 |
| Fund: Jem Res-Sec 125 | | | | | | |
| JPMorgan Chase Bank Accounts | 1 | 285,626.97 | 285,626.97 | 0.11 | 0.000 | 1 |
| Subtotal | 1 | 285,626.97 | 285,626.97 | 0.11 | 0.000 | 1 |
| Fund: Maintenance & Operations | | | | | | |
| East West Bank MM | 1 | 20,007,799.28 | 20,007,799.28 | 7.39 | 0.150 | 1 |
| CD's - Interest Quarterly | 3 | 15,033,511.26 | 15,033,511.26 | 5.55 | 0.317 | 144 |
| Federal Agency Coupon Securities | 8 | 32,000,000.00 | 32,088,454.31 | 11.86 | 0.559 | 673 |
| Municipal Bonds | 12 | 25,709,000.00 | 25,902,721.50 | 9.57 | 0.399 | 228 |
| JPMorgan Chase Bank Accounts | 1 | 17,144,289.61 | 17,144,289.61 | 6.33 | 0.000 | 1 |
| TexPool Prime | 1 | 2,930,194.02 | 2,930,194.02 | 1.08 | 0.059 | 1 |
| TexPool | 1 | 76,785,352.40 | 76,785,352.40 | 28.37 | 0.035 | 1 |
| Subtotal | 27 | 189,610,146.57 | 189,892,322.38 | 70.15 | 0.205 | 157 |
| Fund: Worker's Compensation Fund | | | | | | |
| JPMorgan Chase Bank Accounts | 1 | 159,048.83 | 159,048.83 | 0.06 | 0.000 | 1 |

Lewisville ISD
 Summary by Type
 August 31, 2014
 Grouped by Fund

| Security Type | Number of Investments | Par Value | Book Value | % of Portfolio | Average YTM 365 | Average Days to Maturity |
|---|--------------------------|-----------------------|-----------------------|-------------------|--------------------|-----------------------------|
| Fund: Worker's Compensation Fund | | | | | | |
| TexPool Prime | 1 | 4,145,169.61 | 4,145,169.61 | 1.53 | 0.059 | 1 |
| TexPool | 1 | 4,066,231.78 | 4,066,231.78 | 1.50 | 0.035 | 1 |
| Subtotal | 3 | 8,370,450.22 | 8,370,450.22 | 3.09 | 0.047 | 1 |
| Total and Average | 50 | 270,348,766.64 | 270,630,454.72 | 100.00 | 0.181 | 135 |



Lewisville ISD Cash Reconciliation Report For the Period June 1, 2014 - August 31, 2014 Grouped by Fund

Patterson & Associates
901 S. MoPac
Suite 195
Austin, TX 78746
-

| Trans. Date | Investment # | Fund | Trans. Type | Security ID | Par Value | Security Description | Maturity Date | Purchases | Interest | Redemptions | Cash |
|-------------------------------------|--------------|------|-------------|-------------|--------------|--|---------------|----------------------|-------------------|---------------------|--------------------|
| Debt Service | | | | | | | | | | | |
| 06/30/2014 | 164 | DS | Interest | 172571152 | 5,000,000.00 | EWB 5.0M 0.50% Mat. 07/23/2014 | 07/23/2014 | 0.00 | 6,258.28 | 0.00 | 6,258.28 |
| 06/30/2014 | 164 | DS | Interest | 172571152 | 5,000,000.00 | EWB 5.0M 0.50% Mat. 07/23/2014 | 07/23/2014 | -6,258.28 | 0.00 | 0.00 | -6,258.28 |
| 07/23/2014 | 164 | DS | Interest | 172571152 | 5,000,000.00 | EWB 5.0M 0.50% Mat. 07/23/2014 | 07/23/2014 | 0.00 | 1,514.16 | 0.00 | 1,514.16 |
| 07/23/2014 | 164 | DS | Interest | 172571152 | 5,000,000.00 | EWB 5.0M 0.50% Mat. 07/23/2014 | 07/23/2014 | -1,514.16 | 0.00 | 0.00 | -1,514.16 |
| 07/23/2014 | 204 | DS | Purchase | 172571152A | 5,025,062.38 | EWB 5.0M 0.40% Mat. 07/23/2015 | 07/23/2015 | -5,025,062.38 | 0.00 | 0.00 | -5,025,062.38 |
| 08/15/2014 | 171 | DS | Interest | 4140043H2 | 650,000.00 | HARRIS 0.7M 5.00% Mat. | 08/15/2014 | 0.00 | 16,250.00 | 0.00 | 16,250.00 |
| 08/15/2014 | 172 | DS | Interest | 283734MB4 | 2,270,000.00 | ELPASO 2.3M 3.61% Mat. | 08/15/2014 | 0.00 | 40,973.50 | 0.00 | 40,973.50 |
| 08/15/2014 | 173 | DS | Interest | 283734HG9 | 1,175,000.00 | ELPASO 1.2M 5.77% Mat. | 08/15/2014 | 0.00 | 33,898.75 | 0.00 | 33,898.75 |
| 08/15/2014 | 174 | DS | Interest | 442402C43 | 200,000.00 | HOUSTX 0.2M 6.30% Mat. | 08/15/2014 | 0.00 | 6,300.00 | 0.00 | 6,300.00 |
| 08/15/2014 | 175 | DS | Interest | 1175652F7 | 200,000.00 | BRYAN 0.2M 2.00% Mat. 08/15/201408/15/2014 | 08/15/2014 | 0.00 | 2,000.00 | 0.00 | 2,000.00 |
| 08/15/2014 | 171 | DS | Maturity | 4140043H2 | 650,000.00 | HARRIS 0.7M 5.00% Mat. | 08/15/2014 | 0.00 | 0.00 | 650,000.00 | 650,000.00 |
| 08/15/2014 | 172 | DS | Maturity | 283734MB4 | 2,270,000.00 | ELPASO 2.3M 3.61% Mat. | 08/15/2014 | 0.00 | 0.00 | 2,270,000.00 | 2,270,000.00 |
| 08/15/2014 | 173 | DS | Maturity | 283734HG9 | 1,175,000.00 | ELPASO 1.2M 5.77% Mat. | 08/15/2014 | 0.00 | 0.00 | 1,175,000.00 | 1,175,000.00 |
| 08/15/2014 | 174 | DS | Maturity | 442402C43 | 200,000.00 | HOUSTX 0.2M 6.30% Mat. | 08/15/2014 | 0.00 | 0.00 | 200,000.00 | 200,000.00 |
| 08/15/2014 | 175 | DS | Maturity | 1175652F7 | 200,000.00 | BRYAN 0.2M 2.00% Mat. 08/15/201408/15/2014 | 08/15/2014 | 0.00 | 0.00 | 200,000.00 | 200,000.00 |
| Subtotal | | | | | | | | -5,032,834.82 | 107,194.69 | 4,495,000.00 | -430,640.13 |
| Escrow Sinking Fund | | | | | | | | | | | |
| 06/26/2014 | 201 | ESF | Purchase | 3130A2B62 | 1,000,000.00 | FHLBS 1.0M 1.50% Mat. 06/26/2019 | 06/26/2019 | -999,500.00 | 0.00 | 0.00 | -999,500.00 |
| Subtotal | | | | | | | | -999,500.00 | 0.00 | 0.00 | -999,500.00 |
| Maintenance & Operations | | | | | | | | | | | |
| 06/01/2014 | 157 | OPER | Interest | 387460KY3 | 1,005,000.00 | GUTSD 1.0M 2.00% Mat. 06/01/201506/01/2015 | 06/01/2015 | 0.00 | 10,050.00 | 0.00 | 10,050.00 |
| 06/01/2014 | 182 | OPER | Interest | 605581DP9 | 2,000,000.00 | MISSST 2.0M 0.31% Mat. | 12/01/2014 | 0.00 | 3,065.56 | 0.00 | 3,065.56 |
| 06/21/2014 | 193 | OPER | Interest | 3135G0SB0 | 5,000,000.00 | FNMA 5.0M 0.38% Mat. 12/21/2015 | 12/21/2015 | 0.00 | 9,375.00 | 0.00 | 9,375.00 |
| 06/24/2014 | 200 | OPER | Purchase | 3134G56P5 | 5,000,000.00 | FHLMCC 5.0M 0.50% Mat. | 06/24/2016 | -5,000,000.00 | 0.00 | 0.00 | -5,000,000.00 |
| 06/26/2014 | 162 | OPER | Interest | 89012RDL0 | 5,000,000.00 | TRNJ 5.0M 1.50% Mat. 06/26/2014 | 06/26/2014 | 0.00 | 75,000.00 | 0.00 | 75,000.00 |
| 06/26/2014 | 162 | OPER | Maturity | 89012RDL0 | 5,000,000.00 | TRNJ 5.0M 1.50% Mat. 06/26/2014 | 06/26/2014 | 0.00 | 0.00 | 5,000,000.00 | 5,000,000.00 |
| 06/30/2014 | 165 | OPER | Interest | 172311617 | 5,000,000.00 | EWB 5.0M 0.50% Mat. 07/23/2014 | 07/23/2014 | 0.00 | 6,258.28 | 0.00 | 6,258.28 |
| 06/30/2014 | 165 | OPER | Interest | 172311617 | 5,000,000.00 | EWB 5.0M 0.50% Mat. 07/23/2014 | 07/23/2014 | -6,258.28 | 0.00 | 0.00 | -6,258.28 |
| 06/30/2014 | 189 | OPER | Interest | 172535690 | 5,000,000.00 | EWB 5.0M 0.30% Mat. 11/28/2014 | 11/28/2014 | 0.00 | 3,742.10 | 0.00 | 3,742.10 |
| 06/30/2014 | 189 | OPER | Interest | 172535690 | 5,000,000.00 | EWB 5.0M 0.30% Mat. 11/28/2014 | 11/28/2014 | -3,742.10 | 0.00 | 0.00 | -3,742.10 |
| 06/30/2014 | 190 | OPER | Interest | 172275929 | 5,000,000.00 | EWB 5.0M 0.25% Mat. 09/20/2014 | 09/20/2014 | 0.00 | 3,117.56 | 0.00 | 3,117.56 |
| 06/30/2014 | 190 | OPER | Interest | 172275929 | 5,000,000.00 | EWB 5.0M 0.25% Mat. 09/20/2014 | 09/20/2014 | -3,117.56 | 0.00 | 0.00 | -3,117.56 |
| 07/02/2014 | 202 | OPER | Purchase | 2360915R1 | 2,745,000.00 | DANECO 2.7M 0.05% Mat. | 06/01/2016 | -2,722,518.45 | 0.00 | 0.00 | -2,722,518.45 |
| 07/17/2014 | 184 | OPER | Interest | 3130A0J92 | 5,000,000.00 | FHLBC 5.0M 0.88% Mat. 01/17/2017 | 01/17/2017 | 0.00 | 21,875.00 | 0.00 | 21,875.00 |
| 07/22/2014 | 203 | OPER | Purchase | 3134G5C29 | 3,000,000.00 | FHLMCC 3.0M 0.60% Mat. | 07/22/2016 | -3,000,000.00 | 0.00 | 0.00 | -3,000,000.00 |
| 07/23/2014 | 165 | OPER | Interest | 172311617 | 5,000,000.00 | EWB 5.0M 0.50% Mat. 07/23/2014 | 07/23/2014 | 0.00 | 1,514.16 | 0.00 | 1,514.16 |

Portfolio LEWI
AP

Lewisville ISD

Cash Reconciliation Report

For the Period June 1, 2014 - August 31, 2014

| Trans. Date | Investment # | Fund | Trans. Type | Security ID | Par Value | Security Description | Maturity Date | Purchases | Interest | Redemptions | Cash |
|-------------------------------------|--------------|------|-------------|-------------|--------------|----------------------------------|---------------|-----------------------|-------------------|----------------------|----------------------|
| Maintenance & Operations | | | | | | | | | | | |
| 07/23/2014 | 165 | OPER | Interest | 172311617 | 5,000,000.00 | EWB 5.0M 0.50% Mat. 07/23/2014 | 07/23/2014 | -1,514.16 | 0.00 | 0.00 | -1,514.16 |
| 07/23/2014 | 205 | OPER | Purchase | 172311617A | 5,025,062.38 | EWB 5.0M 0.40% Mat. 07/23/2015 | 07/23/2015 | -5,025,062.38 | 0.00 | 0.00 | -5,025,062.38 |
| 08/01/2014 | 180 | OPER | Interest | 4197912K3 | 1,000,000.00 | HAWAII 1.0M 3.00% Mat. | 08/01/2015 | 0.00 | 15,000.00 | 0.00 | 15,000.00 |
| 08/15/2014 | 167 | OPER | Interest | 283734MB4 | 3,000,000.00 | ELPASO 3.0M 3.61% Mat. | 08/15/2014 | 0.00 | 54,150.00 | 0.00 | 54,150.00 |
| 08/15/2014 | 178 | OPER | Interest | 833714M70 | 960,000.00 | SOCISD 1.0M 5.00% Mat. | 08/15/2015 | 0.00 | 24,000.00 | 0.00 | 24,000.00 |
| 08/15/2014 | 167 | OPER | Maturity | 283734MB4 | 3,000,000.00 | ELPASO 3.0M 3.61% Mat. | 08/15/2014 | 0.00 | 0.00 | 3,000,000.00 | 3,000,000.00 |
| 08/26/2014 | 196 | OPER | Interest | 3130A1YJ1 | 5,000,000.00 | FHLBS 5.0M 0.50% Mat. 05/26/2017 | 05/26/2017 | 0.00 | 6,111.11 | 0.00 | 6,111.11 |
| 08/26/2014 | 196 | OPER | Call | 3130A1YJ1 | 5,000,000.00 | 0.0M 0.50% | 05/26/2017 | 0.00 | 0.00 | 5,000,000.00 | 5,000,000.00 |
| 08/28/2014 | 206 | OPER | Purchase | 3130A2W77 | 5,000,000.00 | FHLBS 5.0M 0.88% Mat. 08/28/2017 | 08/28/2017 | -5,000,000.00 | 0.00 | 0.00 | -5,000,000.00 |
| Subtotal | | | | | | | | -20,762,212.93 | 233,258.77 | 13,000,000.00 | -7,528,954.16 |
| Total | | | | | | | | -26,794,547.75 | 340,453.46 | 17,495,000.00 | -8,959,094.29 |



**Lewisville ISD
Purchases Report
Sorted by Fund - Fund
June 1, 2014 - August 31, 2014**

Patterson & Associates
901 S. MoPac
Suite 195
Austin, TX 78746
-

| CUSIP | Investment # | Fund | Sec. Type | Issuer | Original Par Value | Purchase Date | Payment Periods | Principal Purchased | Accrued Interest at Purchase | Rate at Purchase | Maturity Date | YTM | Ending Book Value |
|-------------------------------------|--------------|------|------------------------|-----------------|----------------------|---------------|-----------------|----------------------|------------------------------|------------------|---------------|-------|----------------------|
| Debt Service | | | | | | | | | | | | | |
| 172571152A | 204 | DS | RR5 | EWB | 5,025,062.38 | 07/23/2014 | / - Monthly | 5,025,062.38 | | 0.400 | 07/23/2015 | 0.400 | 5,025,062.38 |
| | | | | Subtotal | 5,025,062.38 | | | 5,025,062.38 | 0.00 | | | | 5,025,062.38 |
| Escrow Sinking Fund | | | | | | | | | | | | | |
| 3130A2B62 | 201 | ESF | FAC | FHLBS | 1,000,000.00 | 06/26/2014 | 12/26 - 06/26 | 999,500.00 | | 1.500 | 06/26/2019 | 1.510 | 999,861.11 |
| | | | | Subtotal | 1,000,000.00 | | | 999,500.00 | 0.00 | | | | 999,861.11 |
| Maintenance & Operations | | | | | | | | | | | | | |
| 3134G56P5 | 200 | OPER | FAC | FHLMCC | 5,000,000.00 | 06/24/2014 | 12/24 - 06/24 | 5,000,000.00 | | 0.500 | 06/24/2016 | 0.500 | 5,000,000.00 |
| 2360915R1 | 202 | OPER | MC1 | DANECO | 2,745,000.00 | 07/02/2014 | 06/01 - 12/01 | 2,722,518.45 | | 0.050 | 06/01/2016 | 0.480 | 2,724,443.58 |
| 3134G5C29 | 203 | OPER | FAC | FHLMCC | 3,000,000.00 | 07/22/2014 | 01/22 - 07/22 | 3,000,000.00 | | 0.600 | 07/22/2016 | 0.600 | 3,000,000.00 |
| 172311617A | 205 | OPER | RR5 | EWB | 5,025,062.38 | 07/23/2014 | / - Monthly | 5,025,062.38 | | 0.400 | 07/23/2015 | 0.400 | 5,025,062.38 |
| 3130A2W77 | 206 | OPER | FAC | FHLBS | 5,000,000.00 | 08/28/2014 | 02/28 - 08/28 | 5,000,000.00 | | 0.875 | 08/28/2017 | 0.875 | 5,000,000.00 |
| | | | | Subtotal | 20,770,062.38 | | | 20,747,580.83 | 0.00 | | | | 20,749,505.96 |
| | | | Total Purchases | | 26,795,124.76 | | | 26,772,143.21 | 0.00 | | | | 26,774,429.45 |



**Lewisville ISD
Maturity Report
Sorted by Maturity Date
Amounts due during June 1, 2014 - August 31, 2014**

Patterson & Associates
901 S. MoPac
Suite 195
Austin, TX 78746
-

| CUSIP | Investment # | Fund | Sec. Type | Issuer | Par Value | Maturity Date | Purchase Date | Rate at Maturity | Book Value at Maturity | Interest | Maturity Proceeds | Net Income |
|-------------------------|--------------|------|--------------|--------|----------------------|------------------|------------------|---------------------|---------------------------|-------------------|----------------------|-------------------|
| 89012RDL0 | 162 | OPER | MC1 | TRNJ | 5,000,000.00 | 06/26/2014 | 06/26/2013 | 1.500 | 5,000,000.00 | 75,000.00 | 5,075,000.00 | 75,000.00 |
| 172571152 | 164 | DS | RR5 | EWB | 5,023,548.22 | 07/23/2014 | 07/23/2013 | 0.500 | 5,023,548.22 | 0.00 | 5,023,548.22 | 0.00 |
| 172311617 | 165 | OPER | RR5 | EWB | 5,023,548.22 | 07/23/2014 | 07/23/2013 | 0.500 | 5,023,548.22 | 0.00 | 5,023,548.22 | 0.00 |
| 1175652F7 | 175 | DS | MC1 | BRYAN | 200,000.00 | 08/15/2014 | 09/27/2013 | 2.000 | 200,000.00 | 2,000.00 | 202,000.00 | 2,000.00 |
| 283734MB4 | 167 | OPER | MC1 | ELPASO | 3,000,000.00 | 08/15/2014 | 08/16/2013 | 3.610 | 3,000,000.00 | 54,150.00 | 3,054,150.00 | 54,150.00 |
| 283734MB4 | 172 | DS | MC1 | ELPASO | 2,270,000.00 | 08/15/2014 | 09/27/2013 | 3.610 | 2,270,000.00 | 40,973.50 | 2,310,973.50 | 40,973.50 |
| 283734HG9 | 173 | DS | MC1 | ELPASO | 1,175,000.00 | 08/15/2014 | 09/27/2013 | 5.770 | 1,175,000.00 | 33,898.75 | 1,208,898.75 | 33,898.75 |
| 4140043H2 | 171 | DS | MC1 | HARRIS | 650,000.00 | 08/15/2014 | 09/27/2013 | 5.000 | 650,000.00 | 16,250.00 | 666,250.00 | 16,250.00 |
| 442402C43 | 174 | DS | MC1 | HOUSTX | 200,000.00 | 08/15/2014 | 09/27/2013 | 6.300 | 200,000.00 | 6,300.00 | 206,300.00 | 6,300.00 |
| Total Maturities | | | | | 22,542,096.44 | | | | 22,542,096.44 | 228,572.25 | 22,770,668.69 | 228,572.25 |



**Lewisville ISD
Sales/Call Report
Sorted by Maturity Date - Fund
June 1, 2014 - August 31, 2014**

Patterson & Associates
901 S. MoPac
Suite 195
Austin, TX 78746
-

| CUSIP | Investment # | Fund | Issuer Sec. Type | Purchase Date | Redem. Date Matur. Date | Par Value | Rate at Redem. | Book Value at Redem. | Redemption Principal | Redemption Interest | Total Amount | Net Income |
|--------------------|--------------|------|---------------------|------------------|----------------------------|---------------------|-------------------|-------------------------|-------------------------|------------------------|----------------------|-----------------|
| 05/26/2017 | | | | | | | | | | | | |
| 3130A1YJ1 | 196 | OPER | FHLBS FAC | 05/28/2014 | 08/26/2014 05/26/2017 | 5,000,000.00 | 0.500 V | 5,000,000.00 | 5,000,000.00 | 6,111.11 | 5,006,111.11 Call | 6,111.11 |
| Subtotal | | | | | | 5,000,000.00 | | 5,000,000.00 | 5,000,000.00 | 6,111.11 | 5,006,111.11 | 6,111.11 |
| Total Sales | | | | | | 5,000,000.00 | | 5,000,000.00 | 5,000,000.00 | 6,111.11 | 5,006,111.11 | 6,111.11 |

V - Security with variable rate change.



**Lewisville ISD
Interest Earnings
Sorted by Fund - Fund
June 1, 2014 - August 31, 2014
Yield on Average Book Value**

Patterson & Associates
901 S. MoPac
Suite 195
Austin, TX 78746

| CUSIP | Investment # | Fund | Security Type | Ending Par Value | Beginning Book Value | Average Book Value | Maturity Date | Current Annualized Rate | Yield | Adjusted Interest Earnings | | |
|-----------------------------------|--------------|--------|-----------------|----------------------|----------------------|----------------------|---------------|-------------------------|--------------|----------------------------|-------------------------|----------------------------|
| | | | | | | | | | | Interest Earned | Amortization/ Accretion | Adjusted Interest Earnings |
| Fund: Capital Project #637 | | | | | | | | | | | | |
| 999999993 | 73 | CP0637 | RRP | 97,638.38 | 99,530.46 | 98,872.20 | | 0.035 | 0.032 | 7.92 | 0.00 | 7.92 |
| 999999994 | 78 | CP0637 | RR2 | 18,009.76 | 18,006.99 | 18,007.98 | | 0.059 | 0.061 | 2.77 | 0.00 | 2.77 |
| | | | Subtotal | 115,648.14 | 117,537.45 | 116,880.17 | | | 0.036 | 10.69 | 0.00 | 10.69 |
| Fund: Capital Project #639 | | | | | | | | | | | | |
| 999999993 | 86 | CP0639 | RRP | 7,298.32 | 20,510.66 | 20,080.36 | | 0.035 | 0.034 | 1.73 | 0.00 | 1.73 |
| 999999994 | 92 | CP0639 | RR2 | 11.46 | 233,350.10 | 162,342.11 | | 0.059 | 0.060 | 24.58 | 0.00 | 24.58 |
| | | | Subtotal | 7,309.78 | 253,860.76 | 182,422.47 | | | 0.057 | 26.31 | 0.00 | 26.31 |
| Fund: Capital Project #641 | | | | | | | | | | | | |
| 999999993 | 102 | CP0641 | RRP | 302,173.61 | 369,107.73 | 357,610.38 | | 0.035 | 0.032 | 28.48 | 0.00 | 28.48 |
| | | | Subtotal | 302,173.61 | 369,107.73 | 357,610.38 | | | 0.032 | 28.48 | 0.00 | 28.48 |
| Fund: Capital Project #642 | | | | | | | | | | | | |
| 999999993 | 117 | CP0642 | RRP | 546,073.72 | 2,183,532.03 | 1,066,955.01 | | 0.035 | 0.027 | 71.56 | 0.00 | 71.56 |
| | | | Subtotal | 546,073.72 | 2,183,532.03 | 1,066,955.01 | | | 0.027 | 71.56 | 0.00 | 71.56 |
| Fund: Capital Project #643 | | | | | | | | | | | | |
| 999999993 | 124 | CP0643 | RRP | 3,955,858.60 | 5,470,272.14 | 4,746,591.32 | | 0.035 | 0.031 | 370.66 | 0.00 | 370.66 |
| | | | Subtotal | 3,955,858.60 | 5,470,272.14 | 4,746,591.32 | | | 0.031 | 370.66 | 0.00 | 370.66 |
| Fund: Capital Project #644 | | | | | | | | | | | | |
| 999999993 | 143 | CP0644 | RRP | 1,374,771.81 | 3,251,293.13 | 2,618,935.38 | | 0.035 | 0.031 | 201.77 | 0.00 | 201.77 |
| | | | Subtotal | 1,374,771.81 | 3,251,293.13 | 2,618,935.38 | | | 0.031 | 201.77 | 0.00 | 201.77 |
| Fund: Capital Project #645 | | | | | | | | | | | | |
| 999999993 | 152 | CP0645 | RRP | 21,044,724.92 | 44,635,887.63 | 32,984,163.34 | | 0.035 | 0.030 | 2,492.64 | 0.00 | 2,492.64 |
| | | | Subtotal | 21,044,724.92 | 44,635,887.63 | 32,984,163.34 | | | 0.030 | 2,492.64 | 0.00 | 2,492.64 |

Lewisville ISD
Interest Earnings
June 1, 2014 - August 31, 2014

| CUSIP | Investment # | Fund | Security Type | Ending Par Value | Beginning Book Value | Average Book Value | Maturity Date | Current Annualized Rate | Yield | Adjusted Interest Earnings | | |
|---|--------------|--------|---------------|----------------------|-----------------------|-----------------------|---------------|-------------------------|-------|----------------------------|-------------------------|----------------------------|
| | | | | | | | | | | Interest Earned | Amortization/ Accretion | Adjusted Interest Earnings |
| Fund: Capital Project #646 | | | | | | | | | | | | |
| 999999993 | 181 | CP0646 | RRP | 3,974,865.45 | 37,138,881.50 | 27,649,946.98 | | 0.035 | 0.030 | 2,089.97 | 0.00 | 2,089.97 |
| 72000257 | 199 | CP0646 | LA1 | 20,007,799.28 | 20,000,236.58 | 20,002,896.36 | | 0.150 | 0.150 | 7,562.70 | 0.00 | 7,562.70 |
| Subtotal | | | | 23,982,664.73 | 57,139,118.08 | 47,652,843.34 | | 0.080 | | 9,652.67 | 0.00 | 9,652.67 |
| Fund: Debt Service | | | | | | | | | | | | |
| 999999993 | 18 | DS | RRP | 11,181,804.34 | 95,967,240.08 | 92,792,844.41 | | 0.035 | 0.026 | 6,185.82 | 0.00 | 6,185.82 |
| 999999994 | 19 | DS | RR2 | 1,098,898.58 | 1,098,731.24 | 1,098,791.59 | | 0.059 | 0.060 | 167.34 | 0.00 | 167.34 |
| 172571152 | 164 | DS | RR5 | 0.00 | 5,017,289.94 | 2,837,424.10 | 07/23/2014 | 0.500 | 0.500 | 3,577.39 | 0.00 | 3,577.39 |
| 4140043H2 | 171 | DS | MC1 | 0.00 | 656,265.10 | 532,389.80 | 08/15/2014 | 5.000 | 0.310 | 6,680.56 | -6,265.10 | 415.46 |
| 283734MB4 | 172 | DS | MC1 | 0.00 | 2,284,838.23 | 1,856,460.90 | 08/15/2014 | 3.610 | 0.429 | 16,844.66 | -14,838.23 | 2,006.43 |
| 283734HG9 | 173 | DS | MC1 | 0.00 | 1,187,881.18 | 963,017.39 | 08/15/2014 | 5.770 | 0.435 | 13,936.15 | -12,881.18 | 1,054.97 |
| 442402C43 | 174 | DS | MC1 | 0.00 | 202,461.08 | 164,024.95 | 08/15/2014 | 6.300 | 0.312 | 2,590.00 | -2,461.08 | 128.92 |
| 1175652F7 | 175 | DS | MC1 | 0.00 | 200,697.18 | 163,321.51 | 08/15/2014 | 2.000 | 0.304 | 822.22 | -697.18 | 125.04 |
| 172571152A | 204 | DS | RR5 | 5,025,062.38 | 0.00 | 2,184,809.73 | 07/23/2015 | 0.400 | 0.400 | 2,202.77 | 0.00 | 2,202.77 |
| Subtotal | | | | 17,305,765.30 | 106,615,404.03 | 102,593,084.38 | | 0.061 | | 53,006.91 | -37,142.77 | 15,864.14 |
| Fund: Escrow Sinking Fund | | | | | | | | | | | | |
| 820162014 | 128 | ESF | RR4 | 19,727.24 | 19,218.25 | 171,762.36 | | 0.010 | 0.021 | 8.98 | 0.00 | 8.98 |
| 3136G02S9 | 139 | ESF | FAC | 1,000,000.00 | 999,630.32 | 999,641.00 | 11/08/2018 | 1.000 | 1.000 | 2,500.00 | 20.84 | 2,520.84 |
| 3130A1A81 | 194 | ESF | FAC | 1,000,000.00 | 1,000,000.00 | 1,000,000.00 | 03/25/2019 | 0.500 | 0.496 | 1,250.00 | 0.00 | 1,250.00 |
| 3130A2B62 | 201 | ESF | FAC | 1,000,000.00 | 0.00 | 728,032.31 | 06/26/2019 | 1.500 | 1.673 | 2,708.33 | 361.11 | 3,069.44 |
| Subtotal | | | | 3,019,727.24 | 2,018,848.57 | 2,899,435.67 | | 0.937 | | 6,467.31 | 381.95 | 6,849.26 |
| Fund: Maintenance & Operations | | | | | | | | | | | | |
| 999999993 | 16 | OPER | RRP | 76,785,352.40 | 120,195,134.14 | 96,062,887.67 | | 0.035 | 0.025 | 6,166.83 | 0.00 | 6,166.83 |
| 999999994 | 17 | OPER | RR2 | 2,930,194.02 | 2,929,747.83 | 2,929,908.73 | | 0.059 | 0.060 | 446.19 | 0.00 | 446.19 |
| 387460KY3 | 157 | OPER | MC1 | 1,005,000.00 | 1,021,098.35 | 1,019,035.02 | 06/01/2015 | 2.000 | 0.389 | 5,025.00 | -4,024.59 | 1,000.41 |
| 89012RDL0 | 162 | OPER | MC1 | 0.00 | 5,003,802.08 | 1,359,191.58 | 06/26/2014 | 1.500 | 0.410 | 5,208.33 | -3,802.08 | 1,406.25 |
| 172311617 | 165 | OPER | RR5 | 0.00 | 5,017,289.94 | 2,837,424.10 | 07/23/2014 | 0.500 | 0.500 | 3,577.39 | 0.00 | 3,577.39 |
| 967244W67 | 166 | OPER | MC1 | 3,000,000.00 | 3,000,890.14 | 3,000,583.63 | 10/15/2014 | 0.500 | 0.417 | 3,750.00 | -597.85 | 3,152.15 |
| 283734MB4 | 167 | OPER | MC1 | 0.00 | 3,019,417.27 | 2,453,395.69 | 08/15/2014 | 3.610 | 0.460 | 22,261.67 | -19,417.27 | 2,844.40 |
| 186072QR8 | 177 | OPER | MC1 | 1,065,000.00 | 1,072,242.00 | 1,071,004.39 | 03/01/2015 | 1.250 | 0.339 | 3,328.12 | -2,414.00 | 914.12 |
| 833714M70 | 178 | OPER | MC1 | 960,000.00 | 1,012,983.79 | 1,007,350.74 | 08/15/2015 | 5.000 | 0.399 | 12,000.00 | -10,987.42 | 1,012.58 |
| 981306ER0 | 179 | OPER | MC1 | 2,135,000.00 | 2,242,387.83 | 2,232,672.12 | 11/01/2015 | 4.000 | 0.426 | 21,350.00 | -18,950.79 | 2,399.21 |
| 4197912K3 | 180 | OPER | MC1 | 1,000,000.00 | 1,030,673.77 | 1,027,303.94 | 08/01/2015 | 3.000 | 0.358 | 7,500.00 | -6,572.95 | 927.05 |
| 605581DP9 | 182 | OPER | MC1 | 2,000,000.00 | 2,000,000.00 | 2,000,000.00 | 12/01/2014 | 0.310 | 0.307 | 1,550.00 | 0.00 | 1,550.00 |
| 63165TLQ6 | 183 | OPER | MC1 | 4,000,000.00 | 4,016,791.82 | 4,009,341.86 | 09/15/2014 | 2.000 | 0.541 | 20,000.00 | -14,531.38 | 5,468.62 |

Lewisville ISD
Interest Earnings
June 1, 2014 - August 31, 2014

| CUSIP | Investment # | Fund | Security Type | Ending Par Value | Beginning Book Value | Average Book Value | Maturity Date | Current Annualized Rate | Annualized Yield | Adjusted Interest Earnings | | |
|---|--------------|------|---------------|-----------------------|-----------------------|-----------------------|---------------|-------------------------|------------------|----------------------------|-------------------------|----------------------------|
| | | | | | | | | | | Interest Earned | Amortization/ Accretion | Adjusted Interest Earnings |
| Fund: Maintenance & Operations | | | | | | | | | | | | |
| 3130A0J92 | 184 | OPER | FAC | 5,000,000.00 | 5,000,000.00 | 5,000,000.00 | 01/17/2017 | 0.875 | 0.868 | 10,937.50 | 0.00 | 10,937.50 |
| 967244X25 | 187 | OPER | MC1 | 5,000,000.00 | 5,004,640.57 | 5,003,042.65 | 04/15/2015 | 0.500 | 0.248 | 6,250.00 | -3,116.80 | 3,133.20 |
| 529590BJ9 | 188 | OPER | MC1 | 2,000,000.00 | 2,043,432.27 | 2,034,485.75 | 01/15/2015 | 3.750 | 0.253 | 18,750.00 | -17,450.46 | 1,299.54 |
| 172535690 | 189 | OPER | RR5 | 5,005,057.34 | 5,001,315.24 | 5,003,877.76 | 11/28/2014 | 0.300 | 0.300 | 3,784.20 | 0.00 | 3,784.20 |
| 172275929 | 190 | OPER | RR5 | 5,003,391.54 | 5,000,273.98 | 5,002,408.83 | 09/20/2014 | 0.250 | 0.250 | 3,152.51 | 0.00 | 3,152.51 |
| 3137EACM9 | 191 | OPER | FAC | 3,000,000.00 | 3,055,420.32 | 3,049,849.16 | 09/10/2015 | 1.750 | 0.294 | 13,125.00 | -10,866.73 | 2,258.27 |
| 31398A4M1 | 192 | OPER | FAC | 3,000,000.00 | 3,053,660.66 | 3,048,757.75 | 10/26/2015 | 1.625 | 0.341 | 12,187.50 | -9,563.28 | 2,624.22 |
| 3135G0SB0 | 193 | OPER | FAC | 5,000,000.00 | 4,999,765.68 | 4,999,784.99 | 12/21/2015 | 0.375 | 0.375 | 4,687.50 | 37.66 | 4,725.16 |
| 3130A1UA4 | 195 | OPER | FAC | 3,000,000.00 | 3,000,000.00 | 3,000,000.00 | 02/19/2016 | 0.350 | 0.347 | 2,625.00 | 0.00 | 2,625.00 |
| 3130A1YJ1 | 196 | OPER | FAC | 0.00 | 5,000,000.00 | 4,673,913.04 | 05/26/2017 | 0.500 | 0.501 | 5,902.78 | 0.00 | 5,902.78 |
| 597324LF7 | 197 | OPER | MC1 | 799,000.00 | 815,270.06 | 813,482.63 | 08/01/2015 | 2.000 | 0.248 | 3,995.00 | -3,486.44 | 508.56 |
| 72000240 | 198 | OPER | LA1 | 20,007,799.28 | 20,000,236.58 | 20,002,896.36 | | 0.150 | 0.150 | 7,562.70 | 0.00 | 7,562.70 |
| 3134G56P5 | 200 | OPER | FAC | 5,000,000.00 | 0.00 | 3,750,000.00 | 06/24/2016 | 0.500 | 0.492 | 4,652.78 | 0.00 | 4,652.78 |
| 2360915R1 | 202 | OPER | MC1 | 2,745,000.00 | 0.00 | 1,805,807.07 | 06/01/2016 | 0.050 | 0.472 | 224.94 | 1,925.13 | 2,150.07 |
| 3134G5C29 | 203 | OPER | FAC | 3,000,000.00 | 0.00 | 1,336,956.52 | 07/22/2016 | 0.600 | 0.579 | 1,950.00 | 0.00 | 1,950.00 |
| 172311617A | 205 | OPER | RR5 | 5,025,062.38 | 0.00 | 2,184,809.73 | 07/23/2015 | 0.400 | 0.400 | 2,202.77 | 0.00 | 2,202.77 |
| 3130A2W77 | 206 | OPER | FAC | 5,000,000.00 | 0.00 | 217,391.30 | 08/28/2017 | 0.875 | 0.665 | 364.58 | 0.00 | 364.58 |
| Subtotal | | | | 172,465,856.96 | 213,536,474.32 | 191,937,563.01 | | | 0.187 | 214,518.29 | -123,819.25 | 90,699.04 |
| Fund: Worker's Compensation Fund | | | | | | | | | | | | |
| 999999994 | 25 | WC | RR2 | 4,145,169.61 | 4,144,538.47 | 4,144,766.06 | | 0.059 | 0.060 | 631.14 | 0.00 | 631.14 |
| 999999993 | 26 | WC | RRP | 4,066,231.78 | 4,065,906.77 | 4,066,013.38 | | 0.035 | 0.032 | 325.01 | 0.00 | 325.01 |
| Subtotal | | | | 8,211,401.39 | 8,210,445.24 | 8,210,779.44 | | | 0.046 | 956.15 | 0.00 | 956.15 |
| Total | | | | 252,331,976.20 | 443,801,781.11 | 395,367,263.92 | | | 0.128 | 287,803.44 | -160,580.07 | 127,223.37 |



Lewisville ISD
Amortization Schedule
June 1, 2014 - August 31, 2014
Sorted By Fund - Fund

Patterson & Associates
 901 S. MoPac
 Suite 195
 Austin, TX 78746
 -

| Investment # | Maturity Date | Beginning Par Value | | | | | Amounts Amortized | | | |
|-------------------------------------|---------------|---------------------|-----------------|---------------------|------------------------------|---------------------|----------------------------------|------------------------------|----------------------------------|---------------------------------------|
| Issuer | Fund | Amort. Date | Current Rate | Purchase Principal | Original Premium or Discount | Ending Book Value | And Unamortized As of 06/01/2014 | Amount Amortized This Period | Amt Amortized Through 08/31/2014 | Amount Unamortized Through 08/31/2014 |
| Debt Service | | | | | | | | | | |
| 175 | DS | 08/15/2014 | 200,000.00 | 202,996.00 | 2,996.00 | 0.00 | -2,298.82 | -697.18 | -2,996.00 | 0.00 |
| Bryan TX | | | 2.000 | | | | 697.18 | | | |
| 172 | DS | 08/15/2014 | 2,270,000.00 | 2,333,764.30 | 63,764.30 | 0.00 | -48,926.07 | -14,838.23 | -63,764.30 | 0.00 |
| El Paso TX | | | 3.610 | | | | 14,838.23 | | | |
| 173 | DS | 08/15/2014 | 1,175,000.00 | 1,230,354.25 | 55,354.25 | 0.00 | -42,473.07 | -12,881.18 | -55,354.25 | 0.00 |
| El Paso TX | | | 5.770 | | | | 12,881.18 | | | |
| 171 | DS | 08/15/2014 | 650,000.00 | 676,923.00 | 26,923.00 | 0.00 | -20,657.90 | -6,265.10 | -26,923.00 | 0.00 |
| Harris County TX | | | 5.000 | | | | 6,265.10 | | | |
| 174 | DS | 08/15/2014 | 200,000.00 | 210,576.00 | 10,576.00 | 0.00 | -8,114.92 | -2,461.08 | -10,576.00 | 0.00 |
| Houston TX ISD | | | 6.300 | | | | 2,461.08 | | | |
| | | | Subtotal | 4,654,613.55 | 159,613.55 | 0.00 | -122,470.78 | -37,142.77 | -159,613.55 | 0.00 |
| | | | | | | | 37,142.77 | | | |
| Escrow Sinking Fund | | | | | | | | | | |
| 201 | ESF | 06/26/2019 | 1,000,000.00 | 999,500.00 | -500.00 | 999,861.11 | 0.00 | 361.11 | 361.11 | -138.89 |
| FHLB Step Note | | 09/26/2014 | 1.500 | | | | -500.00 | | | |
| 139 | ESF | 11/08/2018 | 1,000,000.00 | 999,500.00 | -500.00 | 999,651.16 | 130.32 | 20.84 | 151.16 | -348.84 |
| FNMA Step Note | | 11/08/2018 | 1.000 | | | | -369.68 | | | |
| | | | Subtotal | 1,999,000.00 | -1,000.00 | 1,999,512.27 | 130.32 | 381.95 | 512.27 | -487.73 |
| | | | | | | | -869.68 | | | |
| Maintenance & Operations | | | | | | | | | | |
| 177 | OPER | 03/01/2015 | 1,065,000.00 | 1,078,035.60 | 13,035.60 | 1,069,828.00 | -5,793.60 | -2,414.00 | -8,207.60 | 4,828.00 |
| Cleveland County SD OK | | | 1.250 | | | | 7,242.00 | | | |
| 202 | OPER | 06/01/2016 | 2,745,000.00 | 2,722,518.45 | -22,481.55 | 2,724,443.58 | 0.00 | 1,925.13 | 1,925.13 | -20,556.42 |
| Dane County WI | | | 0.050 | | | | -22,481.55 | | | |
| 167 | OPER | 08/15/2014 | 3,000,000.00 | 3,094,200.00 | 94,200.00 | 0.00 | -74,782.73 | -19,417.27 | -94,200.00 | 0.00 |
| El Paso TX | | | 3.610 | | | | 19,417.27 | | | |
| 191 | OPER | 09/10/2015 | 3,000,000.00 | 3,063,510.00 | 63,510.00 | 3,044,553.59 | -8,089.68 | -10,866.73 | -18,956.41 | 44,553.59 |
| FHLMC Note | | | 1.750 | | | | 55,420.32 | | | |
| 192 | OPER | 10/26/2015 | 3,000,000.00 | 3,060,780.00 | 60,780.00 | 3,044,097.38 | -7,119.34 | -9,563.28 | -16,682.62 | 44,097.38 |
| FNMA Note | | | 1.625 | | | | 53,660.66 | | | |
| 193 | OPER | 12/21/2015 | 5,000,000.00 | 4,999,737.65 | -262.35 | 4,999,803.34 | 28.03 | 37.66 | 65.69 | -196.66 |
| FNMA Note | | | 0.375 | | | | -234.32 | | | |

Portfolio LEWI
 AP

Lewisville ISD
Amortization Schedule
June 1, 2014 - August 31, 2014

| Investment # | Maturity Date | Beginning Par Value | | | | Amounts Amortized | | | | |
|-------------------------------------|---------------|--------------------------|-----------------------|----------------------|------------------------------|----------------------|-----------------------------------|------------------------------|----------------------------------|---------------------------------------|
| Issuer | Fund | Amort. Date | Current Rate | Purchase Principal | Original Premium or Discount | Ending Book Value | And Unamortized As of 06/01/2014 | Amount Amortized This Period | Amt Amortized Through 08/31/2014 | Amount Unamortized Through 08/31/2014 |
| Maintenance & Operations | | | | | | | | | | |
| 157 Granite UT SD | OPER | 06/01/2015 | 1,005,000.00 2.000 | 1,037,330.85 | 32,330.85 | 1,017,073.76 | -16,232.50 16,098.35 | -4,024.59 | -20,257.09 | 12,073.76 |
| 180 Hawaii State | OPER | 08/01/2015 | 1,000,000.00 3.000 | 1,044,550.00 | 44,550.00 | 1,024,100.82 | -13,876.23 30,673.77 | -6,572.95 | -20,449.18 | 24,100.82 |
| 188 Lexington SC | OPER | 01/15/2015 | 2,000,000.00 3.750 | 2,062,240.00 | 62,240.00 | 2,025,981.81 | -18,807.73 43,432.27 | -17,450.46 | -36,258.19 | 25,981.81 |
| 197 Middletown Township NJ | OPER | 08/01/2015 | 799,000.00 2.000 | 815,347.54 | 16,347.54 | 811,783.62 | -77.48 16,270.06 | -3,486.44 | -3,563.92 | 12,783.62 |
| 183 Nassau County NY | OPER | 09/15/2014 | 4,000,000.00 2.000 | 4,044,240.00 | 44,240.00 | 4,002,260.44 | -27,448.18 16,791.82 | -14,531.38 | -41,979.56 | 2,260.44 |
| 178 Socorro ISD TX | OPER | 08/15/2015 | 960,000.00 5.000 | 1,039,353.60 | 79,353.60 | 1,001,996.37 | -26,369.81 52,983.79 | -10,987.42 | -37,357.23 | 41,996.37 |
| 162 Toms River NJ | OPER | 06/26/2014 | 5,000,000.00 1.500 | 5,054,750.00 | 54,750.00 | 0.00 | -50,947.92 3,802.08 | -3,802.08 | -54,750.00 | 0.00 |
| 166 Wichita KS | OPER | 10/15/2014 | 3,000,000.00 0.500 | 3,002,790.00 | 2,790.00 | 3,000,292.29 | -1,899.86 890.14 | -597.85 | -2,497.71 | 292.29 |
| 187 Wichita KS | OPER | 04/15/2015 10/15/2014 | 5,000,000.00 0.500 | 5,008,450.00 | 8,450.00 | 5,001,523.77 | -3,809.43 4,640.57 | -3,116.80 | -6,926.23 | 1,523.77 |
| 179 Worcester MA | OPER | 11/01/2015 | 2,135,000.00 4.000 | 2,286,606.35 | 151,606.35 | 2,223,437.04 | -44,218.52 107,387.83 | -18,950.79 | -63,169.31 | 88,437.04 |
| Subtotal | | | | 43,414,440.04 | 705,440.04 | 34,991,175.81 | -299,444.98 405,995.06 | -123,819.25 | -423,264.23 | 282,175.81 |
| Total | | | | 50,068,053.59 | 864,053.59 | 36,990,688.08 | -421,785.44 442,268.15 | -160,580.07 | -582,365.51 | 281,688.08 |



**Lewisville ISD
Projected Cashflow Report
Sorted by Fund**

Patterson & Associates
901 S. MoPac
Suite 195
Austin, TX 78746
-

For the Period September 1, 2014 - March 31, 2015

| Projected Trans. Date | Investment # | Fund | Security ID | Transaction Type | Issuer | Par Value | Original Cost | Principal | Interest | Total |
|--------------------------------------|--------------|------|-------------|---------------------|------------------------|---------------------|---------------------|---------------------|------------------|---------------------|
| Escrow Sinking Fund | | | | | | | | | | |
| 09/25/2014 | 194 | ESF | 3130A1A81 | Interest | FHLB Step Note | 0.00 | 0.00 | 0.00 | 2,500.00 | 2,500.00 |
| 09/26/2014 | 201 | ESF | 3130A2B62 | Call | FHLB Step Note | 1,000,000.00 | 999,500.00 | 1,000,000.00 | 0.00 | 1,000,000.00 |
| 11/08/2014 | 139 | ESF | 3136G02S9 | Interest | FNMA Step Note | 0.00 | 0.00 | 0.00 | 5,000.00 | 5,000.00 |
| 12/26/2014 | 201 | ESF | 3130A2B62 | Interest | FHLB Step Note | 0.00 | 0.00 | 0.00 | 7,500.00 | 7,500.00 |
| 03/25/2015 | 194 | ESF | 3130A1A81 | Interest | FHLB Step Note | 0.00 | 0.00 | 0.00 | 2,500.00 | 2,500.00 |
| 03/25/2015 | 194 | ESF | 3130A1A81 | Call | FHLB Step Note | 1,000,000.00 | 1,000,000.00 | 1,000,000.00 | 0.00 | 1,000,000.00 |
| Total for Escrow Sinking Fund | | | | | | 2,000,000.00 | 1,999,500.00 | 2,000,000.00 | 17,500.00 | 2,017,500.00 |
| Maintenance & Operations | | | | | | | | | | |
| 09/01/2014 | 177 | OPER | 186072QR8 | Interest | Cleveland County SD OK | 0.00 | 0.00 | 0.00 | 6,656.25 | 6,656.25 |
| 09/10/2014 | 191 | OPER | 3137EACM9 | Interest | FHLMC Note | 0.00 | 0.00 | 0.00 | 26,250.00 | 26,250.00 |
| 09/15/2014 | 183 | OPER | 63165TLQ6 | Maturity | Nassau County NY | 4,000,000.00 | 4,044,240.00 | 4,000,000.00 | 60,888.89 | 4,060,888.89 |
| 10/15/2014 | 166 | OPER | 967244W67 | Maturity | Wichita KS | 3,000,000.00 | 3,002,790.00 | 3,000,000.00 | 7,500.00 | 3,007,500.00 |
| 10/15/2014 | 187 | OPER | 967244X25 | Call | Wichita KS | 5,000,000.00 | 5,008,450.00 | 5,000,000.00 | 0.00 | 5,000,000.00 |
| 10/17/2014 | 184 | OPER | 3130A0J92 | Call | FHLB Call Note | 5,000,000.00 | 5,000,000.00 | 5,000,000.00 | 0.00 | 5,000,000.00 |
| 10/22/2014 | 203 | OPER | 3134G5C29 | Call | FHLMC Call Note | 3,000,000.00 | 3,000,000.00 | 3,000,000.00 | 0.00 | 3,000,000.00 |
| 10/26/2014 | 192 | OPER | 31398A4M1 | Interest | FNMA Note | 0.00 | 0.00 | 0.00 | 24,375.00 | 24,375.00 |
| 11/01/2014 | 179 | OPER | 981306ER0 | Interest | Worcester MA | 0.00 | 0.00 | 0.00 | 42,700.00 | 42,700.00 |
| 11/19/2014 | 195 | OPER | 3130A1UA4 | Interest | FHLB Call Note | 0.00 | 0.00 | 0.00 | 5,250.00 | 5,250.00 |
| 11/19/2014 | 195 | OPER | 3130A1UA4 | Call | FHLB Call Note | 3,000,000.00 | 3,000,000.00 | 3,000,000.00 | 0.00 | 3,000,000.00 |
| 11/28/2014 | 206 | OPER | 3130A2W77 | Call | FHLB Step Note | 5,000,000.00 | 5,000,000.00 | 5,000,000.00 | 0.00 | 5,000,000.00 |
| 12/01/2014 | 157 | OPER | 387460KY3 | Interest | Granite UT SD | 0.00 | 0.00 | 0.00 | 10,050.00 | 10,050.00 |
| 12/01/2014 | 182 | OPER | 605581DP9 | Maturity | Mississippi State | 2,000,000.00 | 2,000,000.00 | 2,000,000.00 | 3,100.00 | 2,003,100.00 |
| 12/21/2014 | 193 | OPER | 3135G0SB0 | Interest | FNMA Note | 0.00 | 0.00 | 0.00 | 9,375.00 | 9,375.00 |
| 12/24/2014 | 200 | OPER | 3134G56P5 | Interest | FHLMC Call Note | 0.00 | 0.00 | 0.00 | 12,500.00 | 12,500.00 |
| 12/24/2014 | 200 | OPER | 3134G56P5 | Call | FHLMC Call Note | 5,000,000.00 | 5,000,000.00 | 5,000,000.00 | 0.00 | 5,000,000.00 |
| 01/15/2015 | 188 | OPER | 529590BJ9 | Maturity | Lexington SC | 2,000,000.00 | 2,062,240.00 | 2,000,000.00 | 75,000.00 | 2,075,000.00 |
| 01/17/2015 | 184 | OPER | 3130A0J92 | Interest | FHLB Call Note | 0.00 | 0.00 | 0.00 | 21,875.00 | 21,875.00 |
| 01/22/2015 | 203 | OPER | 3134G5C29 | Interest | FHLMC Call Note | 0.00 | 0.00 | 0.00 | 9,000.00 | 9,000.00 |
| 02/01/2015 | 180 | OPER | 4197912K3 | Interest | Hawaii State | 0.00 | 0.00 | 0.00 | 15,000.00 | 15,000.00 |
| 02/15/2015 | 178 | OPER | 833714M70 | Interest | Socorro ISD TX | 0.00 | 0.00 | 0.00 | 24,000.00 | 24,000.00 |
| 02/28/2015 | 206 | OPER | 3130A2W77 | Interest | FHLB Step Note | 0.00 | 0.00 | 0.00 | 21,875.00 | 21,875.00 |

Portfolio LEWI
AP

Lewisville ISD
 Projected Cashflow Report
 For the Period September 1, 2014 - March 31, 2015

| Projected Trans. Date | Investment # | Fund | Security ID | Transaction Type | Issuer | Par Value | Original Cost | Principal | Interest | Total |
|---|--------------|------|-------------|---------------------|------------------------|----------------------|----------------------|----------------------|-------------------|----------------------|
| Maintenance & Operations | | | | | | | | | | |
| 03/01/2015 | 177 | OPER | 186072QR8 | Maturity | Cleveland County SD OK | 1,065,000.00 | 1,078,035.60 | 1,065,000.00 | 6,656.25 | 1,071,656.25 |
| 03/10/2015 | 191 | OPER | 3137EACM9 | Interest | FHLMC Note | 0.00 | 0.00 | 0.00 | 26,250.00 | 26,250.00 |
| Total for Maintenance & Operations | | | | | | 38,065,000.00 | 38,195,755.60 | 38,065,000.00 | 408,301.39 | 38,473,301.39 |
| GRAND TOTALS: | | | | | | 40,065,000.00 | 40,195,255.60 | 40,065,000.00 | 425,801.39 | 40,490,801.39 |



Lewisville ISD
Texas Compliance Change in Val Report
Sorted by Fund
June 1, 2014 - August 31, 2014

Patterson & Associates
 901 S. MoPac
 Suite 195
 Austin, TX 78746
 -

| Inv # | Issuer | Fund | Purch Date | Interest Accrual | Beginning Book Value | | | | Ending Book Value |
|---|------------|--------|------------|-------------------|------------------------|----------------------|--------------|-----------------|---------------------|
| Cusip | Par Value | YTM | Mat Date | Interest Received | Beginning Market Value | Purchases/ Additions | Redemptions | Change in Value | Ending Market Value |
| Fund: Capital Project #637 | | | | | | | | | |
| 73 | TXPOOL | CP0637 | 02/02/2009 | 7.92 | 99,530.46 | 7.92 | 1,900.00 | -1,892.08 | 97,638.38 |
| 999999993 | 97,638.38 | 0.035 | / / | 7.92 | 99,530.46 | 7.92 | 1,900.00 | -1,892.08 | 97,638.38 |
| 78 | TPRIME | CP0637 | 07/01/2009 | 2.77 | 18,006.99 | 2.77 | 0.00 | 2.77 | 18,009.76 |
| 999999994 | 18,009.76 | 0.059 | / / | 2.77 | 18,006.99 | 2.77 | 0.00 | 2.77 | 18,009.76 |
| Sub Totals For: Fund: Capital Project #637 | | | | 10.69 | 117,537.45 | 10.69 | 1,900.00 | -1,889.31 | 115,648.14 |
| | | | | 10.69 | 117,537.45 | 10.69 | 1,900.00 | -1,889.31 | 115,648.14 |
| Fund: Capital Project #639 | | | | | | | | | |
| 86 | TXPOOL | CP0639 | 02/01/2010 | 1.73 | 20,510.66 | 1.73 | 13,214.07 | -13,212.34 | 7,298.32 |
| 999999993 | 7,298.32 | 0.035 | / / | 1.73 | 20,510.66 | 1.73 | 13,214.07 | -13,212.34 | 7,298.32 |
| 92 | TPRIME | CP0639 | 05/28/2010 | 24.58 | 233,350.10 | 24.58 | 233,363.22 | -233,338.64 | 11.46 |
| 999999994 | 11.46 | 0.059 | / / | 24.58 | 233,350.10 | 24.58 | 233,363.22 | -233,338.64 | 11.46 |
| Sub Totals For: Fund: Capital Project #639 | | | | 26.31 | 253,860.76 | 26.31 | 246,577.29 | -246,550.98 | 7,309.78 |
| | | | | 26.31 | 253,860.76 | 26.31 | 246,577.29 | -246,550.98 | 7,309.78 |
| Fund: Capital Project #641 | | | | | | | | | |
| 102 | TXPOOL | CP0641 | 02/28/2011 | 28.48 | 369,107.73 | 28.48 | 66,962.60 | -66,934.12 | 302,173.61 |
| 999999993 | 302,173.61 | 0.035 | / / | 28.48 | 369,107.73 | 28.48 | 66,962.60 | -66,934.12 | 302,173.61 |
| Sub Totals For: Fund: Capital Project #641 | | | | 28.48 | 369,107.73 | 28.48 | 66,962.60 | -66,934.12 | 302,173.61 |
| | | | | 28.48 | 369,107.73 | 28.48 | 66,962.60 | -66,934.12 | 302,173.61 |
| Fund: Capital Project #642 | | | | | | | | | |
| 117 | TXPOOL | CP0642 | 01/01/2012 | 71.56 | 2,183,532.03 | 6,859.17 | 1,644,317.48 | -1,637,458.31 | 546,073.72 |
| 999999993 | 546,073.72 | 0.035 | / / | 71.56 | 2,183,532.03 | 6,859.17 | 1,644,317.48 | -1,637,458.31 | 546,073.72 |

Portfolio LEWI

Lewisville ISD
Texas Compliance Change in Val Report
June 1, 2014 - August 31, 2014

| Inv # | Issuer | Fund | Purch Date | Interest Accrual | Beginning Book Value | Purchases/ Additions | Redemptions | Change in Value | Ending Book Value |
|---|---------------|--------|------------|-------------------|------------------------|----------------------|---------------|-----------------|---------------------|
| Cusip | Par Value | YTM | Mat Date | Interest Received | Beginning Market Value | | | | Ending Market Value |
| Sub Totals For: Fund: Capital Project #642 | | | | 71.56 | 2,183,532.03 | 6,859.17 | 1,644,317.48 | -1,637,458.31 | 546,073.72 |
| | | | | 71.56 | 2,183,532.03 | 6,859.17 | 1,644,317.48 | -1,637,458.31 | 546,073.72 |
| Fund: Capital Project #643 | | | | | | | | | |
| 124 | TXPOOL | CP0643 | 05/31/2012 | 370.66 | 5,470,272.14 | 370.66 | 1,514,784.20 | -1,514,413.54 | 3,955,858.60 |
| 999999993 | 3,955,858.60 | 0.035 | / / | 370.66 | 5,470,272.14 | 370.66 | 1,514,784.20 | -1,514,413.54 | 3,955,858.60 |
| Sub Totals For: Fund: Capital Project #643 | | | | 370.66 | 5,470,272.14 | 370.66 | 1,514,784.20 | -1,514,413.54 | 3,955,858.60 |
| | | | | 370.66 | 5,470,272.14 | 370.66 | 1,514,784.20 | -1,514,413.54 | 3,955,858.60 |
| Fund: Capital Project #644 | | | | | | | | | |
| 143 | TXPOOL | CP0644 | 11/01/2012 | 201.77 | 3,251,293.13 | 201.77 | 1,876,723.09 | -1,876,521.32 | 1,374,771.81 |
| 999999993 | 1,374,771.81 | 0.035 | / / | 201.77 | 3,251,293.13 | 201.77 | 1,876,723.09 | -1,876,521.32 | 1,374,771.81 |
| Sub Totals For: Fund: Capital Project #644 | | | | 201.77 | 3,251,293.13 | 201.77 | 1,876,723.09 | -1,876,521.32 | 1,374,771.81 |
| | | | | 201.77 | 3,251,293.13 | 201.77 | 1,876,723.09 | -1,876,521.32 | 1,374,771.81 |
| Fund: Capital Project #645 | | | | | | | | | |
| 152 | TXPOOL | CP0645 | 03/28/2013 | 2,492.64 | 44,635,887.63 | 2,492.64 | 23,593,655.35 | -23,591,162.71 | 21,044,724.92 |
| 999999993 | 21,044,724.92 | 0.035 | / / | 2,492.64 | 44,635,887.63 | 2,492.64 | 23,593,655.35 | -23,591,162.71 | 21,044,724.92 |
| Sub Totals For: Fund: Capital Project #645 | | | | 2,492.64 | 44,635,887.63 | 2,492.64 | 23,593,655.35 | -23,591,162.71 | 21,044,724.92 |
| | | | | 2,492.64 | 44,635,887.63 | 2,492.64 | 23,593,655.35 | -23,591,162.71 | 21,044,724.92 |
| Fund: Capital Project #646 | | | | | | | | | |
| 181 | TXPOOL | CP0646 | 11/01/2013 | 2,089.97 | 37,138,881.50 | 4,783,471.93 | 37,947,487.98 | -33,164,016.05 | 3,974,865.45 |
| 999999993 | 3,974,865.45 | 0.035 | / / | 2,089.97 | 37,138,881.50 | 4,783,471.93 | 37,947,487.98 | -33,164,016.05 | 3,974,865.45 |
| 199 | EWB | CP0646 | 05/29/2014 | 7,562.70 | 20,000,236.58 | 12,823.36 | 5,260.66 | 7,562.70 | 20,007,799.28 |
| 72000257 | 20,007,799.28 | 0.150 | / / | 5,260.66 | 20,000,236.58 | 12,823.36 | 5,260.66 | 7,562.70 | 20,007,799.28 |
| Sub Totals For: Fund: Capital Project #646 | | | | 9,652.67 | 57,139,118.08 | 4,796,295.29 | 37,952,748.64 | -33,156,453.35 | 23,982,664.73 |
| | | | | 7,350.63 | 57,139,118.08 | 4,796,295.29 | 37,952,748.64 | -33,156,453.35 | 23,982,664.73 |
| Fund: Debt Service | | | | | | | | | |

Lewisville ISD
Texas Compliance Change in Val Report
June 1, 2014 - August 31, 2014

| Inv # | Issuer | Fund | Purch Date | Interest Accrual | Beginning Book Value | Purchases/ Additions | Redemptions | Change in Value | Ending Book Value |
|---|---------------|-------|------------|-------------------|------------------------|----------------------|----------------|-----------------|---------------------|
| Cusip | Par Value | YTM | Mat Date | Interest Received | Beginning Market Value | | | | Ending Market Value |
| 18 | TXPOOL | DS | 09/01/2006 | 6,185.82 | 95,967,240.08 | 5,711,580.40 | 123,657,290.09 | -84,785,435.74 | 11,181,804.34 |
| 999999993 | 11,181,804.34 | 0.035 | / / | 6,185.82 | 95,967,240.08 | 5,711,580.40 | 123,657,290.09 | -84,785,435.74 | 11,181,804.34 |
| 19 | TPRIME | DS | 09/01/2006 | 167.34 | 1,098,731.24 | 28,931.62 | 10,521.32 | 167.34 | 1,098,898.58 |
| 999999994 | 1,098,898.58 | 0.059 | / / | 167.34 | 1,098,731.24 | 28,931.62 | 10,521.32 | 167.34 | 1,098,898.58 |
| 116 | JPMC | DS | 11/01/2011 | 0.00 | 2,872.30 | 425,243.66 | 290.93 | 424,952.73 | 427,825.03 |
| 1112 | 427,825.03 | 0.000 | / / | 0.00 | 2,872.30 | 425,243.66 | 290.93 | 424,952.73 | 427,825.03 |
| 164 | EWB | DS | 07/23/2013 | 3,577.39 | 5,017,289.94 | 7,772.44 | 5,025,062.38 | -5,017,289.94 | 0.00 |
| 172571152 | 0.00 | 0.000 | 07/23/2014 | 7,772.44 | 5,017,289.94 | 7,772.44 | 5,025,062.38 | -5,017,289.94 | 0.00 |
| 171 | HARRIS | DS | 09/27/2013 | 6,680.56 | 656,265.10 | 0.00 | 650,000.00 | -656,265.10 | 0.00 |
| 4140043H2 | 0.00 | 0.000 | 08/15/2014 | 16,250.00 | 656,389.50 | 0.00 | 650,000.00 | -656,389.50 | 0.00 |
| 172 | ELPASO | DS | 09/27/2013 | 16,844.66 | 2,284,838.23 | 0.00 | 2,270,000.00 | -2,284,838.23 | 0.00 |
| 283734MB4 | 0.00 | 0.000 | 08/15/2014 | 40,973.50 | 2,284,618.80 | 0.00 | 2,270,000.00 | -2,284,618.80 | 0.00 |
| 173 | ELPASO | DS | 09/27/2013 | 13,936.15 | 1,187,881.18 | 0.00 | 1,175,000.00 | -1,187,881.18 | 0.00 |
| 283734HG9 | 0.00 | 0.000 | 08/15/2014 | 33,898.75 | 1,187,372.75 | 0.00 | 1,175,000.00 | -1,187,372.75 | 0.00 |
| 174 | HOUSTX | DS | 09/27/2013 | 2,590.00 | 202,461.08 | 0.00 | 200,000.00 | -202,461.08 | 0.00 |
| 442402C43 | 0.00 | 0.000 | 08/15/2014 | 6,300.00 | 202,488.00 | 0.00 | 200,000.00 | -202,488.00 | 0.00 |
| 175 | BRYAN | DS | 09/27/2013 | 822.22 | 200,697.18 | 0.00 | 200,000.00 | -200,697.18 | 0.00 |
| 1175652F7 | 0.00 | 0.000 | 08/15/2014 | 2,000.00 | 200,758.00 | 0.00 | 200,000.00 | -200,758.00 | 0.00 |
| 204 | EWB | DS | 07/23/2014 | 2,202.77 | 0.00 | 5,025,062.38 | 0.00 | 5,025,062.38 | 5,025,062.38 |
| 172571152A | 5,025,062.38 | 0.400 | 07/23/2015 | 0.00 | 0.00 | 5,025,062.38 | 0.00 | 5,025,062.38 | 5,025,062.38 |
| Sub Totals For: Fund: Debt Service | | | | 53,006.91 | 106,618,276.33 | 11,198,590.50 | 133,188,164.72 | -88,884,686.00 | 17,733,590.33 |
| | | | | 113,547.85 | 106,617,760.61 | 11,198,590.50 | 133,188,164.72 | -88,884,170.28 | 17,733,590.33 |
| Fund: Escrow Sinking Fund | | | | | | | | | |
| 128 | BOTIT | ESF | 06/30/2012 | 8.98 | 19,218.25 | 1,000,008.99 | 999,500.00 | 508.99 | 19,727.24 |
| 820162014 | 19,727.24 | 0.010 | / / | 8.99 | 19,218.25 | 1,000,008.99 | 999,500.00 | 508.99 | 19,727.24 |

Lewisville ISD
Texas Compliance Change in Val Report
June 1, 2014 - August 31, 2014

| Inv # | Issuer | Fund | Purch Date | Interest Accrual | Beginning Book Value | Purchases/ Additions | Redemptions | Change in Value | Ending Book Value |
|--|---------------|-------|------------|-------------------|------------------------|----------------------|----------------|-----------------|---------------------|
| Cusip | Par Value | YTM | Mat Date | Interest Received | Beginning Market Value | | | | Ending Market Value |
| 139 | FNMAS | ESF | 11/08/2012 | 2,500.00 | 999,630.32 | 0.00 | 0.00 | 20.84 | 999,651.16 |
| 3136G02S9 | 1,000,000.00 | 0.946 | 11/08/2018 | 0.00 | 996,882.00 | 0.00 | 0.00 | 1,032.00 | 997,914.00 |
| 194 | FHLBS | ESF | 03/25/2014 | 1,250.00 | 1,000,000.00 | 0.00 | 0.00 | 0.00 | 1,000,000.00 |
| 3130A1A81 | 1,000,000.00 | 0.500 | 03/25/2019 | 0.00 | 1,000,455.00 | 0.00 | 0.00 | 183.00 | 1,000,638.00 |
| 201 | FHLBS | ESF | 06/26/2014 | 2,708.33 | 0.00 | 999,500.00 | 0.00 | 999,861.11 | 999,861.11 |
| 3130A2B62 | 1,000,000.00 | 1.510 | 06/26/2019 | 0.00 | 0.00 | 999,500.00 | 0.00 | 1,000,927.00 | 1,000,927.00 |
| Sub Totals For: Fund: Escrow Sinking Fund | | | | 6,467.31 | 2,018,848.57 | 1,999,508.99 | 999,500.00 | 1,000,390.94 | 3,019,239.51 |
| | | | | 8.99 | 2,016,555.25 | 1,999,508.99 | 999,500.00 | 1,002,650.99 | 3,019,206.24 |
| Fund: Jem Res-Sec 125 | | | | | | | | | |
| 115 | JPMC | JRS | 11/01/2011 | 0.00 | 383,808.00 | 127,978.25 | 226,159.28 | -98,181.03 | 285,626.97 |
| 1250 | 285,626.97 | 0.000 | / / | 0.00 | 383,808.00 | 127,978.25 | 226,159.28 | -98,181.03 | 285,626.97 |
| Sub Totals For: Fund: Jem Res-Sec 125 | | | | 0.00 | 383,808.00 | 127,978.25 | 226,159.28 | -98,181.03 | 285,626.97 |
| | | | | 0.00 | 383,808.00 | 127,978.25 | 226,159.28 | -98,181.03 | 285,626.97 |
| Fund: Maintenance & Operat | | | | | | | | | |
| 16 | TXPOOL | OPER | 09/01/2006 | 6,166.83 | 120,195,134.14 | 95,193,932.71 | 148,638,294.33 | -43,409,781.74 | 76,785,352.40 |
| 999999993 | 76,785,352.40 | 0.035 | / / | 6,166.83 | 120,195,134.14 | 95,193,932.71 | 148,638,294.33 | -43,409,781.74 | 76,785,352.40 |
| 17 | TPRIME | OPER | 09/01/2006 | 446.19 | 2,929,747.83 | 446.19 | 0.00 | 446.19 | 2,930,194.02 |
| 999999994 | 2,930,194.02 | 0.059 | / / | 446.19 | 2,929,747.83 | 446.19 | 0.00 | 446.19 | 2,930,194.02 |
| 105 | JPMC | OPER | 06/01/2011 | 0.00 | 16,497,194.88 | 3,950,484.00 | 3,303,389.27 | 647,094.73 | 17,144,289.61 |
| 3173 | 17,144,289.61 | 0.000 | / / | 0.00 | 16,497,194.88 | 3,950,484.00 | 3,303,389.27 | 647,094.73 | 17,144,289.61 |
| 198 | EWB | OPER | 05/29/2014 | 7,562.70 | 20,000,236.58 | 12,823.36 | 5,260.66 | 7,562.70 | 20,007,799.28 |
| 72000240 | 20,007,799.28 | 0.150 | / / | 5,260.66 | 20,000,236.58 | 12,823.36 | 5,260.66 | 7,562.70 | 20,007,799.28 |
| 162 | TRNJ | OPER | 06/26/2013 | 5,208.33 | 5,003,802.08 | 0.00 | 5,000,000.00 | -5,003,802.08 | 0.00 |
| 89012RDL0 | 0.00 | 0.000 | 06/26/2014 | 75,000.00 | 5,003,500.00 | 0.00 | 5,000,000.00 | -5,003,500.00 | 0.00 |
| 165 | EWB | OPER | 07/23/2013 | 3,577.39 | 5,017,289.94 | 7,772.44 | 5,025,062.38 | -5,017,289.94 | 0.00 |
| 172311617 | 0.00 | 0.000 | 07/23/2014 | 7,772.44 | 5,017,289.94 | 7,772.44 | 5,025,062.38 | -5,017,289.94 | 0.00 |

Lewisville ISD
Texas Compliance Change in Val Report
June 1, 2014 - August 31, 2014

| Inv # | Issuer | Fund | Purch Date | Interest Accrual | Beginning Book Value | | | | Ending Book Value |
|------------|--------------|-------|------------|-------------------|------------------------|----------------------|--------------|-----------------|---------------------|
| Cusip | Par Value | YTM | Mat Date | Interest Received | Beginning Market Value | Purchases/ Additions | Redemptions | Change in Value | Ending Market Value |
| 167 | ELPASO | OPER | 08/16/2013 | 22,261.67 | 3,019,417.27 | 0.00 | 3,000,000.00 | -3,019,417.27 | 0.00 |
| 283734MB4 | 0.00 | 0.000 | 08/15/2014 | 54,150.00 | 3,019,320.00 | 0.00 | 3,000,000.00 | -3,019,320.00 | 0.00 |
| 183 | NCONY | OPER | 12/11/2013 | 20,000.00 | 4,016,791.82 | 0.00 | 0.00 | -14,531.38 | 4,002,260.44 |
| 63165TLQ6 | 4,000,000.00 | 0.540 | 09/15/2014 | 0.00 | 4,020,120.00 | 0.00 | 0.00 | -17,520.00 | 4,002,600.00 |
| 190 | EWB | OPER | 03/24/2014 | 3,152.51 | 5,000,273.98 | 3,117.56 | 0.00 | 3,117.56 | 5,003,391.54 |
| 172275929 | 5,003,391.54 | 0.250 | 09/20/2014 | 3,117.56 | 5,000,273.98 | 3,117.56 | 0.00 | 3,117.56 | 5,003,391.54 |
| 166 | WICHKS | OPER | 08/15/2013 | 3,750.00 | 3,000,890.14 | 0.00 | 0.00 | -597.85 | 3,000,292.29 |
| 967244W67 | 3,000,000.00 | 0.419 | 10/15/2014 | 0.00 | 3,000,900.00 | 0.00 | 0.00 | -330.00 | 3,000,570.00 |
| 189 | EWB | OPER | 02/28/2014 | 3,784.20 | 5,001,315.24 | 3,742.10 | 0.00 | 3,742.10 | 5,005,057.34 |
| 172535690 | 5,005,057.34 | 0.300 | 11/28/2014 | 3,742.10 | 5,001,315.24 | 3,742.10 | 0.00 | 3,742.10 | 5,005,057.34 |
| 182 | MISSST | OPER | 12/03/2013 | 1,550.00 | 2,000,000.00 | 0.00 | 0.00 | 0.00 | 2,000,000.00 |
| 605581DP9 | 2,000,000.00 | 0.310 | 12/01/2014 | 3,065.56 | 1,999,120.00 | 0.00 | 0.00 | 440.00 | 1,999,560.00 |
| 188 | LEXISC | OPER | 02/24/2014 | 18,750.00 | 2,043,432.27 | 0.00 | 0.00 | -17,450.46 | 2,025,981.81 |
| 529590BJ9 | 2,000,000.00 | 0.251 | 01/15/2015 | 0.00 | 2,043,340.00 | 0.00 | 0.00 | -17,580.00 | 2,025,760.00 |
| 177 | CLEVEC | OPER | 10/25/2013 | 3,328.12 | 1,072,242.00 | 0.00 | 0.00 | -2,414.00 | 1,069,828.00 |
| 186072QR8 | 1,065,000.00 | 0.340 | 03/01/2015 | 0.00 | 1,072,881.00 | 0.00 | 0.00 | -1,970.25 | 1,070,910.75 |
| 187 | WICHKS | OPER | 02/11/2014 | 6,250.00 | 5,004,640.57 | 0.00 | 0.00 | -3,116.80 | 5,001,523.77 |
| 967244X25 | 5,000,000.00 | 0.355 | 04/15/2015 | 0.00 | 5,005,800.00 | 0.00 | 0.00 | -3,650.00 | 5,002,150.00 |
| 157 | GUTSD | OPER | 05/28/2013 | 5,025.00 | 1,021,098.35 | 0.00 | 0.00 | -4,024.59 | 1,017,073.76 |
| 387460KY3 | 1,005,000.00 | 0.390 | 06/01/2015 | 10,050.00 | 1,023,220.65 | 0.00 | 0.00 | -4,251.15 | 1,018,969.50 |
| 205 | EWB | OPER | 07/23/2014 | 2,202.77 | 0.00 | 5,025,062.38 | 0.00 | 5,025,062.38 | 5,025,062.38 |
| 172311617A | 5,025,062.38 | 0.400 | 07/23/2015 | 0.00 | 0.00 | 5,025,062.38 | 0.00 | 5,025,062.38 | 5,025,062.38 |
| 180 | HAWAII | OPER | 11/21/2013 | 7,500.00 | 1,030,673.77 | 0.00 | 0.00 | -6,572.95 | 1,024,100.82 |
| 4197912K3 | 1,000,000.00 | 0.360 | 08/01/2015 | 15,000.00 | 1,032,020.00 | 0.00 | 0.00 | -6,070.00 | 1,025,950.00 |
| 197 | MIDDLE | OPER | 05/29/2014 | 3,995.00 | 815,270.06 | 0.00 | 0.00 | -3,486.44 | 811,783.62 |
| 597324LF7 | 799,000.00 | 0.249 | 08/01/2015 | 0.00 | 815,779.00 | 0.00 | 0.00 | -3,251.93 | 812,527.07 |

Lewisville ISD
Texas Compliance Change in Val Report
June 1, 2014 - August 31, 2014

| Inv # | Issuer | Fund | Purch Date | Interest Accrual | Beginning Book Value | | | | Ending Book Value |
|-----------|--------------|-------|------------|-------------------|------------------------|----------------------|--------------|-----------------|---------------------|
| Cusip | Par Value | YTM | Mat Date | Interest Received | Beginning Market Value | Purchases/ Additions | Redemptions | Change in Value | Ending Market Value |
| 178 | SOCISD | OPER | 10/25/2013 | 12,000.00 | 1,012,983.79 | 0.00 | 0.00 | -10,987.42 | 1,001,996.37 |
| 833714M70 | 960,000.00 | 0.400 | 08/15/2015 | 24,000.00 | 1,015,670.40 | 0.00 | 0.00 | -11,808.00 | 1,003,862.40 |
| 191 | FHLMC | OPER | 03/24/2014 | 13,125.00 | 3,055,420.32 | 0.00 | 0.00 | -10,866.73 | 3,044,553.59 |
| 3137EACM9 | 3,000,000.00 | 0.296 | 09/10/2015 | 0.00 | 3,059,559.00 | 0.00 | 0.00 | -12,732.00 | 3,046,827.00 |
| 192 | FNMA | OPER | 03/24/2014 | 12,187.50 | 3,053,660.66 | 0.00 | 0.00 | -9,563.28 | 3,044,097.38 |
| 31398A4M1 | 3,000,000.00 | 0.345 | 10/26/2015 | 0.00 | 3,058,707.00 | 0.00 | 0.00 | -11,259.00 | 3,047,448.00 |
| 179 | WORCMA | OPER | 11/01/2013 | 21,350.00 | 2,242,387.83 | 0.00 | 0.00 | -18,950.79 | 2,223,437.04 |
| 981306ER0 | 2,135,000.00 | 0.430 | 11/01/2015 | 0.00 | 2,247,792.05 | 0.00 | 0.00 | -18,980.15 | 2,228,811.90 |
| 193 | FNMA | OPER | 03/24/2014 | 4,687.50 | 4,999,765.68 | 0.00 | 0.00 | 37.66 | 4,999,803.34 |
| 3135G0SB0 | 5,000,000.00 | 0.378 | 12/21/2015 | 4,531.25 | 5,008,290.00 | 0.00 | 0.00 | -2,875.00 | 5,005,415.00 |
| 195 | FHLBC | OPER | 05/19/2014 | 2,625.00 | 3,000,000.00 | 0.00 | 0.00 | 0.00 | 3,000,000.00 |
| 3130A1UA4 | 3,000,000.00 | 0.350 | 02/19/2016 | 0.00 | 2,995,926.00 | 0.00 | 0.00 | -516.00 | 2,995,410.00 |
| 202 | DANECO | OPER | 07/02/2014 | 224.94 | 0.00 | 2,722,518.45 | 0.00 | 2,724,443.58 | 2,724,443.58 |
| 2360915R1 | 2,745,000.00 | 0.480 | 06/01/2016 | 0.00 | 0.00 | 2,722,518.45 | 0.00 | 2,708,436.60 | 2,708,436.60 |
| 200 | FHLMCC | OPER | 06/24/2014 | 4,652.78 | 0.00 | 5,000,000.00 | 0.00 | 5,000,000.00 | 5,000,000.00 |
| 3134G56P5 | 5,000,000.00 | 0.500 | 06/24/2016 | 0.00 | 0.00 | 5,000,000.00 | 0.00 | 4,992,870.00 | 4,992,870.00 |
| 203 | FHLMCC | OPER | 07/22/2014 | 1,950.00 | 0.00 | 3,000,000.00 | 0.00 | 3,000,000.00 | 3,000,000.00 |
| 3134G5C29 | 3,000,000.00 | 0.600 | 07/22/2016 | 0.00 | 0.00 | 3,000,000.00 | 0.00 | 2,996,778.00 | 2,996,778.00 |
| 184 | FHLBC | OPER | 01/17/2014 | 10,937.50 | 5,000,000.00 | 0.00 | 0.00 | 0.00 | 5,000,000.00 |
| 3130A0J92 | 5,000,000.00 | 0.875 | 01/17/2017 | 21,875.00 | 5,004,885.00 | 0.00 | 0.00 | -285.00 | 5,004,600.00 |
| 196 | FHLBS | OPER | 05/28/2014 | 5,902.78 | 5,000,000.00 | 0.00 | 5,000,000.00 | -5,000,000.00 | 0.00 |
| 3130A1YJ1 | 0.00 | 0.000 | 05/26/2017 | 6,111.11 | 5,001,445.00 | 0.00 | 5,000,000.00 | -5,001,445.00 | 0.00 |
| 206 | FHLBS | OPER | 08/28/2014 | 364.58 | 0.00 | 5,000,000.00 | 0.00 | 5,000,000.00 | 5,000,000.00 |
| 3130A2W77 | 5,000,000.00 | 0.875 | 08/28/2017 | 0.00 | 0.00 | 5,000,000.00 | 0.00 | 5,007,065.00 | 5,007,065.00 |

Lewisville ISD
Texas Compliance Change in Val Report
June 1, 2014 - August 31, 2014

| Inv # | Issuer | Fund | Purch Date | Interest Accrual | Beginning Book Value | | | | Ending Book Value |
|---|--------------|-------|------------|-------------------|------------------------|----------------------|----------------|-----------------|---------------------|
| Cusip | Par Value | YTM | Mat Date | Interest Received | Beginning Market Value | Purchases/ Additions | Redemptions | Change in Value | Ending Market Value |
| Sub Totals For: Fund: Maintenance & Operat | | | | 214,518.29 | 230,033,669.20 | 119,919,899.19 | 169,972,006.64 | -40,141,346.82 | 189,892,322.38 |
| | | | | 240,288.70 | 230,069,467.69 | 119,919,899.19 | 169,972,006.64 | -40,171,799.90 | 189,897,667.79 |
| Fund: Worker's Compensatio | | | | | | | | | |
| 25 | TPRIME | WC | 09/01/2006 | 631.14 | 4,144,538.47 | 631.14 | 0.00 | 631.14 | 4,145,169.61 |
| 999999994 | 4,145,169.61 | 0.059 | / / | 631.14 | 4,144,538.47 | 631.14 | 0.00 | 631.14 | 4,145,169.61 |
| 26 | TXPOOL | WC | 09/01/2006 | 325.01 | 4,065,906.77 | 325.01 | 0.00 | 325.01 | 4,066,231.78 |
| 999999993 | 4,066,231.78 | 0.035 | / / | 325.01 | 4,065,906.77 | 325.01 | 0.00 | 325.01 | 4,066,231.78 |
| 106 | JPMC | WC | 06/01/2011 | 0.00 | 389,018.96 | 0.00 | 229,970.13 | -229,970.13 | 159,048.83 |
| 7958 | 159,048.83 | 0.000 | / / | 0.00 | 389,018.96 | 0.00 | 229,970.13 | -229,970.13 | 159,048.83 |
| Sub Totals For: Fund: Worker's Compensatio | | | | 956.15 | 8,599,464.20 | 956.15 | 229,970.13 | -229,013.98 | 8,370,450.22 |
| | | | | 956.15 | 8,599,464.20 | 956.15 | 229,970.13 | -229,013.98 | 8,370,450.22 |
| Report Grand Totals: | | | | 287,803.44 | 461,074,675.25 | 138,053,218.09 | 371,513,469.42 | -190,444,220.53 | 270,630,454.72 |
| | | | | 365,354.43 | 461,107,664.70 | 138,053,218.09 | 371,513,469.42 | -190,471,897.84 | 270,635,766.86 |