

Flower Mound 9th Grade Campus

Campus Profile

SCHOOL HOURS 8:20 a.m. - 3:35 p.m. **GRADES** 9th

ONLINE lisd.net/fmhs9 | facebook.com/FMHS9th | twitter.com/FMHS9

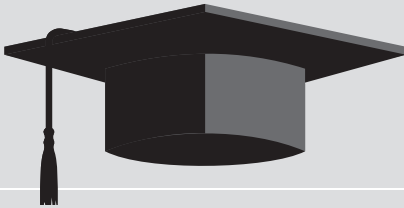
STUDENT INFORMATION

| | |
|-------|--------------------------|
| 959 | Students |
| 96.2% | Average daily attendance |

GRADUATION RATE

Percent of graduates from the class of 2018

99.5%



STAFF INFORMATION

| | |
|------|---|
| 51.3 | Total staff members |
| 13.6 | Average number of years teaching experience |
| 8.5 | Average number of years teaching in LISD |

PROFESSIONAL LEARNING

Total number of hours the staff spent developing their job skills last year



68.2 Average professional learning hours per staff member

OBSERVATION

Number of class visits administrators made to observe instruction



428

143 Average number of classroom visits per administrator

At Flower Mound 9th Grade Campus, we believe that:

- A collaborative campus culture results in connected, real-world learning
- Varied and engaging learning experiences are essential for lifelong learning
- Our students, staff and community are our greatest assets and resources

We are committed to providing a creative space where students are challenged to use their unique learning styles and the resources of our community to pursue engaging, individual, and collaborative experiences. At FM9, we will inspire innovative, lifelong learners who desire to contribute to the world in meaningful ways. Our students are the leaders of tomorrow and shining examples of learners today.



LOCATION

3411-A Peters Colony Road
Flower Mound, TX 75022

PRINCIPAL

Jeff Brown

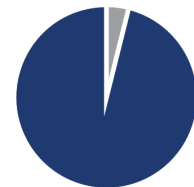
SCHOOL COLORS

Navy and Silver

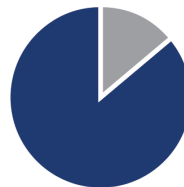
MASCOT

Jaguar

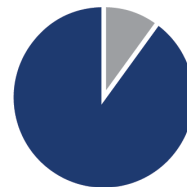
COLLEGE READINESS



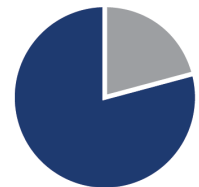
SAT Reading/Writing
95%



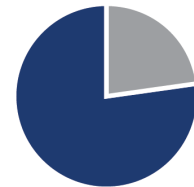
SAT Math
86%



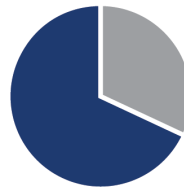
ACT English Comp
90%



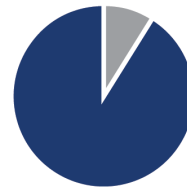
ACT Algebra
79%



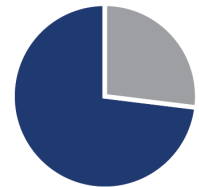
ACT Social Science
77%



ACT Biology
68%



PSAT/NMSQT
Reading/Writing
91%



PSAT/NMSQT
Math
73%

**AP, PRE-AP
DUAL CREDIT**
Percent of students enrolled
70%

SAT
Average combined score
1234

ACT
Average combined score
25.8

What do our parents think?

In April 2019, parents were surveyed about the campus their child attends. Values represent the percentage of respondents who agree. Based on 139 responses.

| | |
|---|------------|
| Are satisfied overall | 96% |
| The school staff cares | 96% |
| Students know how to get help | 93% |
| I know about my child's grades | 91% |
| School is safe | 97% |
| Students are happy | 96% |
| Staff is encouraging | 91% |
| Students who fall behind can get help | 87% |
| School work is important | 83% |
| Students feel welcomed | 99% |
| School communicates effectively | 92% |
| The staff is approachable | 95% |
| They value culture and individual needs | 89% |

79%

Participation in athletics or physical education

69%

Participation in fine arts such as choir, band, or art



Senior survey

In April 2019, seniors were asked about their experiences in the district, future readiness and post-graduation plans.

| | |
|---|------------|
| Attend college | 95% |
| Join military or attend service academy | 2% |
| Work full-time | 3% |
| Attend technical school | 2% |
| Attain industry certification | 1% |
| Other | 2% |
| Well-prepared for the future | 96% |
| Satisfied with LISD | 94% |

CLUBS

Clubs provide opportunities for students to engage in learning of their choice beyond the classroom.

Some of our clubs include National Honor Society, Student Council, Circle of Friends, Air Force JROTC, UIL Academic Team, Humans of Flower Mound, Robotics Team, Bass Fishing Team, Flower Mound Future Medical Leaders, DECA, and Art Club.

PROGRAMS

Our campus offers unique programs to help our students become better learners, leaders, and friends.

Some of our programs include Band, Choir, Orchestra, Theatre, Advanced Placement Courses, Athletic Training, Art, Career and Technology Program, Athletics, and Journalism.

90% Participation in a club or student activity



AWARDS & RECOGNITIONS

- 2018 Distinguished Teaching Award for K-12, National Council of Geographic Education
- 2016 Texas Outstanding Teaching of Humanities Award
- Energy Star
- Voted Denton County Best Public High School



COMMUNITY SERVICE

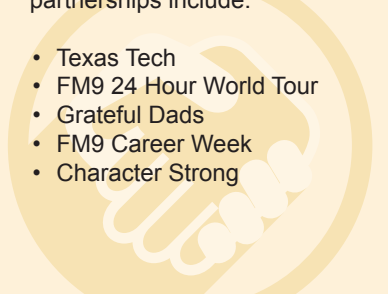
Students and staff are given multiple opportunities each year to give back to the community. Some of our community service includes:

- FMPD Santa Cops
- Circle of Friends
- Stuff the Pantry
- Denton County Cares
- Lewisville Education Foundation
- Kindness Campaign

PARTNERSHIPS

We partner with various businesses throughout the year to engage our students with real-world experiences and adventures. Some of our partnerships include:

- Texas Tech
- FM9 24 Hour World Tour
- Grateful Dads
- FM9 Career Week
- Character Strong



Number of community service hours completed at FM9 and FMHS

32,322