

Hebron High School 9th Grade Campus Profile

SCHOOL HOURS ONLINE

8:20 a.m. - 3:35 p.m. **GRADES** 9th grade
lisd.net/hhs9 | facebook.com/hebron9th | twitter.com/hebron9th

STUDENT INFORMATION

933 Students
96.7% Average daily attendance

STAFF INFORMATION

69.99 Total staff members
09.4 Average number of years teaching experience
5.7 Average number of years teaching in LISD schools

PROFESSIONAL LEARNING

Total number of hours the staff spent developing their job skills last year

4142

Average professional learning hours per Lewisville ISD staff member

51.8



OBSERVATION

Number of administrator visits to observe class instruction

505

168 Average number of classroom visits per administrator

What we believe

At the Hebron 9th Grade Campus, we believe the 9th-grade year is an essential transition year in a student's education experience. We aim to empower our students through authentic, engaging learning opportunities for success in high school and beyond. We encourage all of our students to challenge themselves academically as well as get involved in a school club or organization. We want all of our students to have the best possible start to their high school experience.

Our mission: Our learning community empowers students by providing engaging experiences for a seamless transition to continued success.

COLLEGE READINESS

Average combined scores for 2023 college entrance exams

1167 | **23.9**
 SAT | ACT

Enrolled in Honors/AP or dual credit courses **66%**

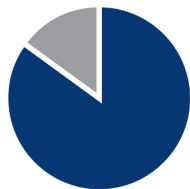
GRADUATION RATE

Percent of graduates from the class of 2023

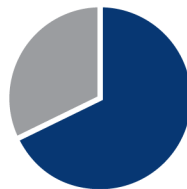
98.7%



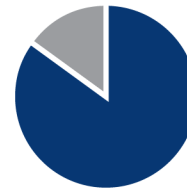
Percent of students whose test scores indicate they are college and career ready.



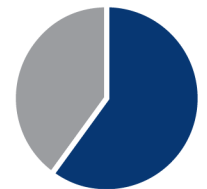
SAT Reading/Writing **85%**



SAT Math **68%**



ACT English Comp **85%**



ACT Algebra **60%**



ACT Social Science **67%**



ACT Biology **58%**



PSAT/NMSQT Reading/Writing **75.4%**



PSAT/NMSQT Math **52.7%**



What our students say . . .

In April 2023, seniors were asked about their experiences in the district, future readiness and post-graduation plans.

I plan to go to college	89.9%
I will join the military or attend a service academy	1.5%
I plan to work full time	5.4%
I will attend technical or trade school	2.0%
I plan to attain industry certification	2.0%
I feel I am well-prepared for the future	76.5%
Overall, I am satisfied with my LISD education	85.9%

What do our parents think?

In April 2023, parents were surveyed about the campus their child attends. Values represent the percentage of respondents who agree. Based on 156 responses.

Are satisfied overall	93.4%
I can reach out to staff to discuss my concerns	90.7%
My child feels they can go to staff for help	87.2%
My child feels that school work is important	88.2%
My child feels safe at school	94.2%
Most of the time, my child is happy at school	91.9%
School staff values my child's culture and needs	87.9%
My child's mental health and wellness are supported	88.1%
I am informed about my child's progress and grades	92.2%
Parents feel welcomed at school and are involved	96.7%
Teachers do well to help students who fall behind	87.2%
School staff communicates well with families	94.0%
School staff cares about my child	93.5%
School staff encourages my child to do their best	88.6%
I am satisfied with the school's health protocols	96.6%
I am satisfied with the school's safety protocols	90.7%

PROGRAMS

- Art, Dance, Theatre
- AVID
- Band, Choir, Orchestra
- Baseball, Softball
- Career and Technology Education
- Cheerleading
- Cross Country and Track
- Debate
- Football
- Swimming, Water Polo, Golf and Tennis
- Journalism
- Volleyball
- Wrestling

FINE ARTS AND ATHLETICS

82% Participate in athletics or PE

58% Participate in the arts

CLUBS

Clubs provide opportunities for students to engage in learning of their choice beyond the classroom.

Some of ours include Art Club, Academic Decathlon, Black Student Union, Debate/Speech, ESL, Esports, Journey to Dream, Key Club, language clubs, Muslim Student Association, Student Council, Technology Student Association, and UIL Academics.

DIGITAL CITIZENSHIP

education™

common sense

SCHOOL

2021-2023

Earning the Common Sense School badge is a symbol of our school's dedication and commitment to helping students think critically and use technology responsibly to learn, create, and participate.

OTHER AWARDS AND RECOGNITIONS

- PTA Golden Apple Award 2017, 2018, 2019, 2020, 2021, 2022, and 2023
- Crest Counseling Award Recipients 2018-19, 2019-20, 2020-21, 2021-22 and 2022-23
- ENERGY STAR certified school
- LEF Grant Recipients
- Castle Hills Grant Recipients
- District Employee of the Year Finalists
- AP Biology and AP Human Geography Student Success

HEBRON HIGH SCHOOL 9TH GRADE CAMPUS

Home of the Hawks, Carrollton, Texas

Amanda Werneke, Principal

