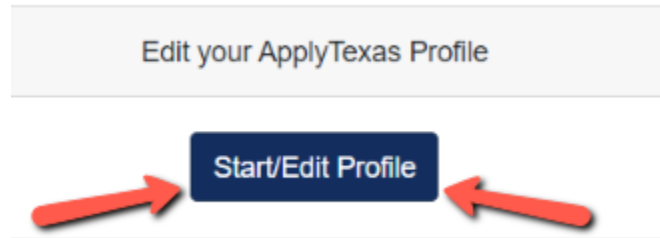
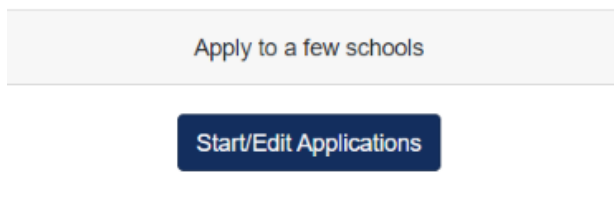


Step-by-Step Guide to Apply Texas

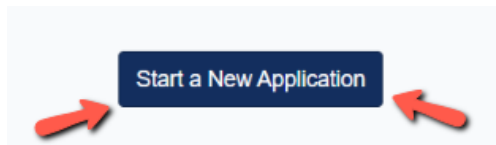
1. Create an account at www.goapplytexas.org
2. Start/Edit your profile



- a. Enter your personal information
 - b. On pg. 5, you only need to enter a Physical Address if it's different than the Permanent Address you entered on pg. 4.
3. Pg. 8 – High School Information. If you attend Hebron High School, enter the name in the Search box, select "School Not Found" from the list, and then type Hebron High School:
 - a. Enter your approximate Graduate Date ex. 05/25/2023, 05/25/2024, 05/25/2024
 - b. A GED only applies if you drop out of high school.
 4. Pg. 9 – No, you've never taken college classes.
 5. Pg. 10 – Question about how long you've lived in Texas: By the time you graduate high school, will you have lived in Texas during 10th, 11th, and 12th grade?
 - a. If you answer yes, you'll only see two additional questions.
 - b. If you answer no, you will see additional questions about parent/legal guardian.
 - c. Once you've answered all the questions, click Done.
 6. On the Apply Texas home page, you will now select "Start/Edit Applications"




7. Then select Start a New Application



8. Select Two-Year Community College

Would you like to apply to a two-year or four-year college/university?

 Two-year community/junior college

Four-year college/university

9. Select Collin County Community College District

Select the institution to which you would like to apply

Collin County Community College District (Collin College)

10. Select Application Type: Dual Credit

Select your application type

Dual Credit

11. Select Fall 2022 (or Summer 2022 if you plan to start taking classes this summer)

Select your semester

Fall 2022

12. Select your Major:

- a. ASSOCIATE'S OF SCIENCE: PRE-STEM PATHWAY
- b. ASSOCIATE'S OF ARTS: EVERY OTHER FIELD OF STUDY



Select your major

Associate of Arts

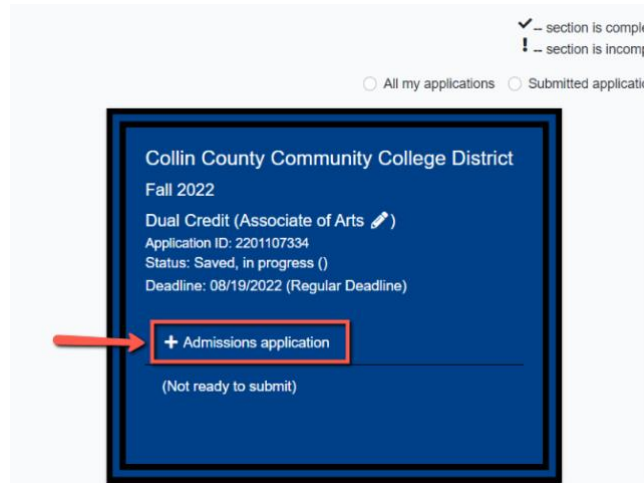
13. Then scroll down and choose Select Choices and Start Application

A message from Collin County Community College District (Collin College):

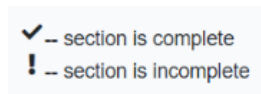
The Deadline to apply for Fall is August 19, 2022.

 [Select choices and start application](#) 

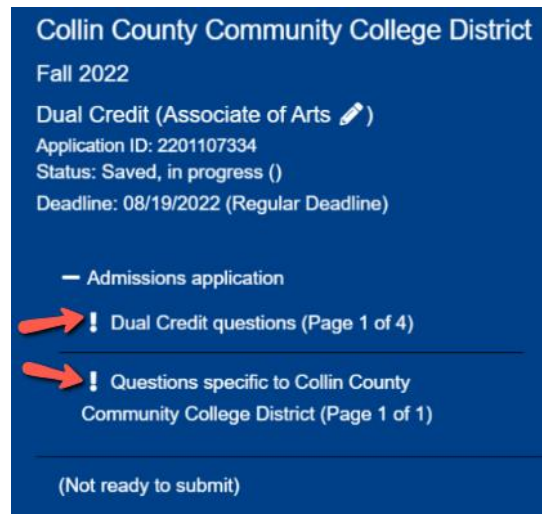
14. Then scroll down and you'll see the box for Collin College application. Click the "+ Admissions Application"



15. Notice the guide at the top:




16. Select Dual Credit Questions




17. Answer the questions on pg. 1

18. Select “Dual Credit” from the drop-down menu, and then select either “Earn an Associates” or “Earn Credits for Transfer”

Please indicate on what basis you are seeking admission. Select the option that is most appropriate. Any/all of these may require additional documentation: *

Dual Credit (receiving both high school and college credit) 

Please indicate the primary reason for attending classes at this college: *

Earn credits for transfer 




19. Click the arrow on the pg. 2 and 3


Admissions Application Pages ▾

Extracurricular section not required

This school does not ask applicants to fill out this section. Please proceed to the next section of the application.

* Required Field

  2 of 4 







Admissions Application Pages ▾

Community/Volunteer Service section not required

This school does not ask applicants to fill out this section. Please proceed to the next section of the application.

* Required Field


  3 of 4 



20. Pg. 4 – Click Done. You’ll be taken back to the home screen. Scroll down.

21. Select the “+ Admissions Application” and then select “Questions specific to Collin”

Collin County Community College District
Fall 2022
Dual Credit (Associate of Arts 
Application ID: 2201107334
Status: Saved, in progress (02/18/2022 09:21AM)
Deadline: 08/19/2022 (Regular Deadline)

 Admissions application

✓ Dual Credit questions (Page 4 of 4)

 Questions specific to Collin County Community College District (Page 1 of 1)

(Not ready to submit)



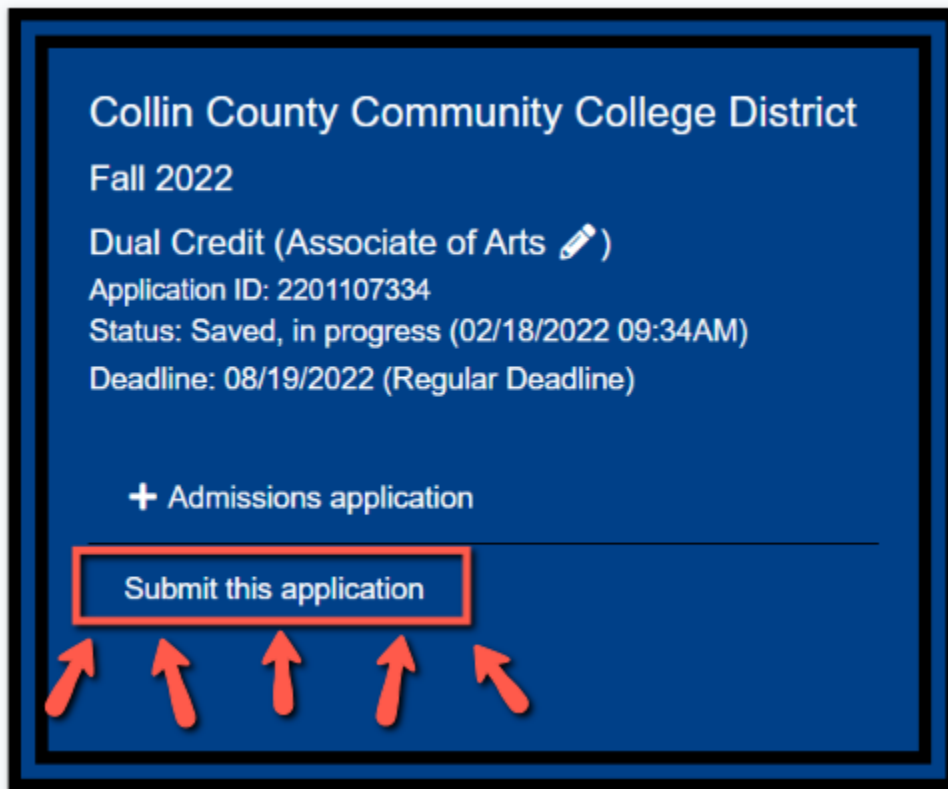
22. Answer question and then click Done – BUT you're NOT done!

Reverse Transfer Agreement *

Earn your Associate's Degree at Collin College! By giving Collin College permission to share data with and from other colleges and universities you attended, we can evaluate your credits to determine if you are eligible for a degree or certificate from Collin College. Your authorization is used to share student data between schools without violation of FERPA (privacy) laws. Your data is only accessed by officials at Collin College who have authority to evaluate your course work. You may rescind this agreement at any time by notifying the Registrar's Office.

- No, I do not agree
 Yes, I agree

23. You'll be directed back to the home page. Scroll down and select Submit This Application



24. You know your application has been submitted when your screen rains **confetti** on you.