


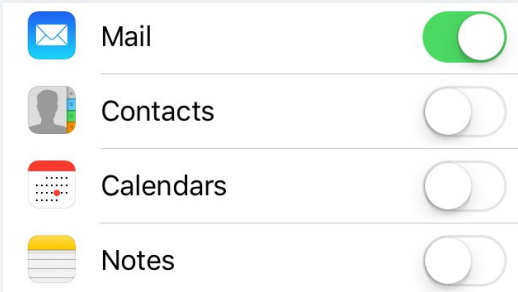





SETTING UP EMAIL ON YOUR IPAD

IPAD MAIL APP

- Open **Settings** your iPad. 
- Choose **Mail, Add Account**.
- Choose **Google**. 
- Sign in with your **@go.lisd.net** account and choose **Next**.
- Sign in to the **LISD portal** with your **user name** and **password**. 
- Turn on the parts you want (Mail, Contacts, Calendar, Notes) and tap **Save**. 

GMAIL APP

- Install the **Gmail app** on your iPad. 
- Open it and **Sign in** with your **@go.lisd.net** account.
- Log into the **LISD portal** with your **user name** and **password**. 