

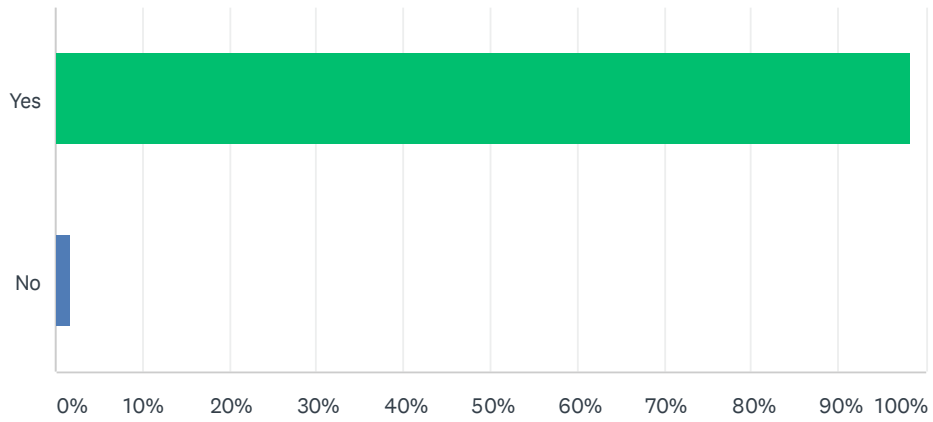


This data represents the raw survey data. For a refined look at results by level please view the presentation file.

(Survey results follow)

Q1 Is your child currently participating in the virtual learning pathway?

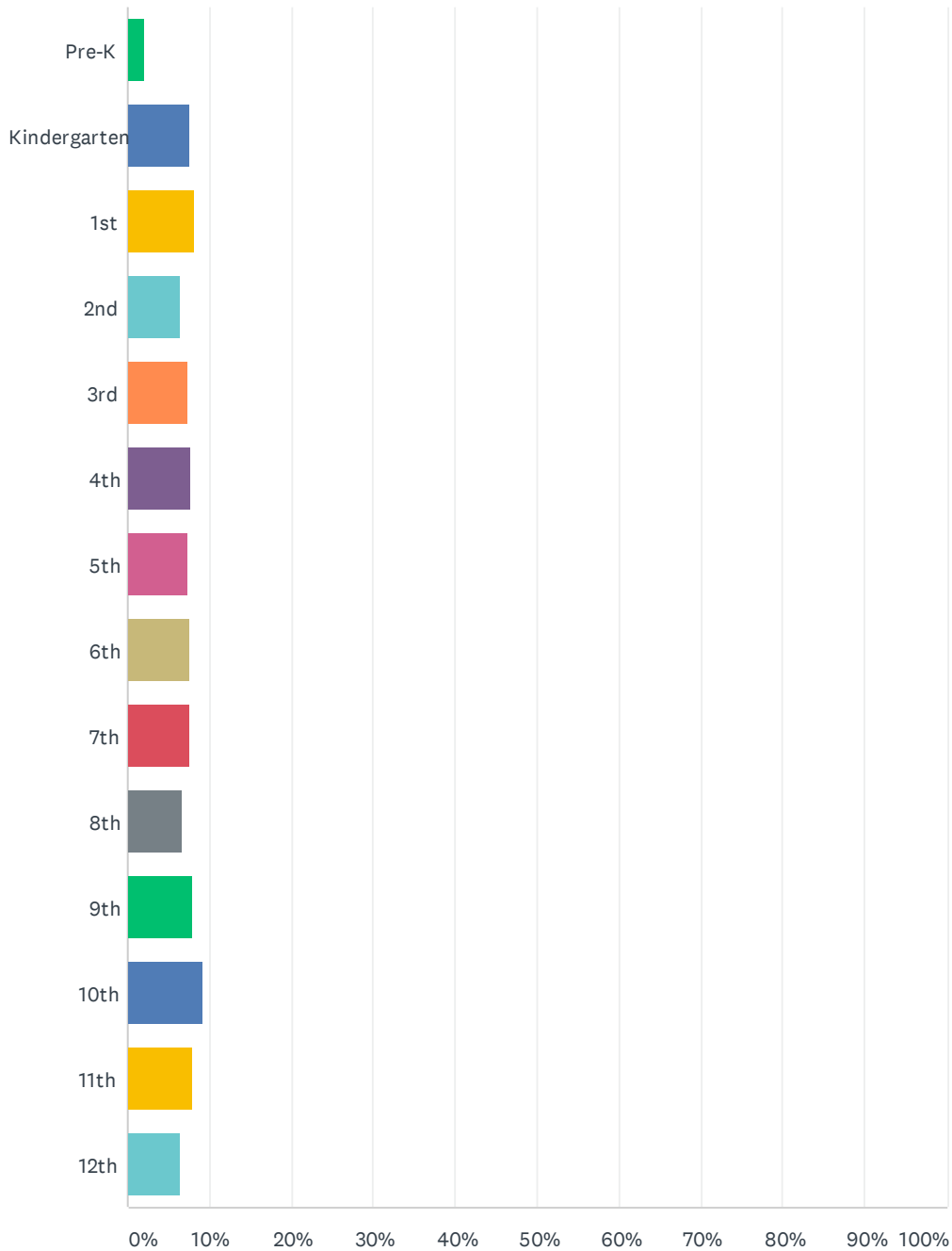
Answered: 12,300 Skipped: 0



ANSWER CHOICES	RESPONSES
Yes	98.28% 12,089
No	1.72% 211
TOTAL	12,300

Q2 Choose the grade level of your student.

Answered: 11,589 Skipped: 711

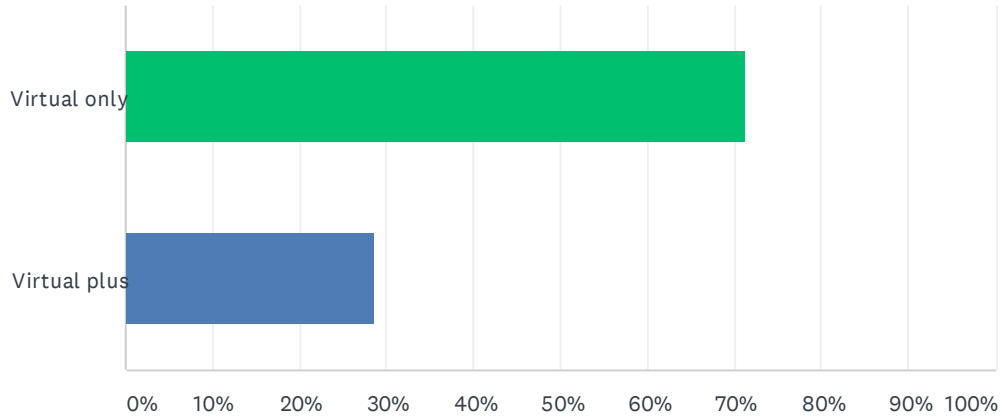


Virtual Learning Family Survey

ANSWER CHOICES	RESPONSES	
Pre-K	2.17%	251
Kindergarten	7.56%	876
1st	8.17%	947
2nd	6.52%	756
3rd	7.24%	839
4th	7.78%	902
5th	7.28%	844
6th	7.46%	864
7th	7.56%	876
8th	6.77%	785
9th	7.85%	910
10th	9.22%	1,068
11th	7.86%	911
12th	6.56%	760
TOTAL		11,589

Q5 What Virtual Learning model is your student in?

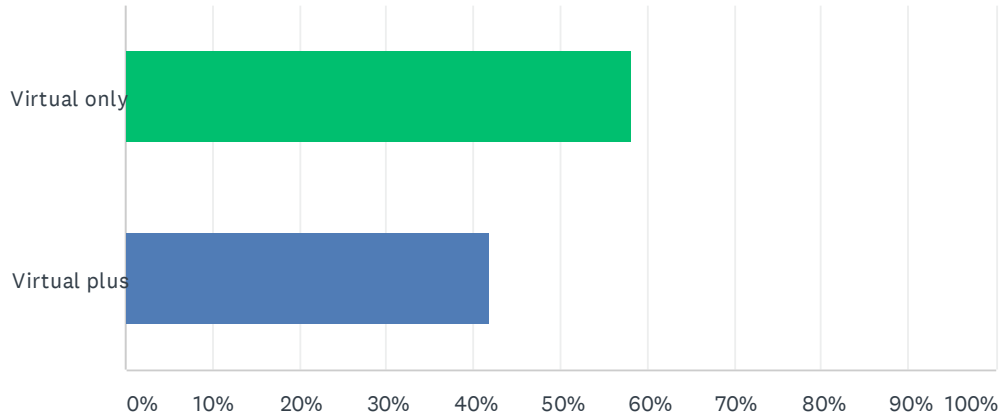
Answered: 2,471 Skipped: 9,829



ANSWER CHOICES	RESPONSES	
Virtual only	71.43%	1,765
Virtual plus	28.57%	706
TOTAL		2,471

Q7 What Virtual Learning model is your student in?

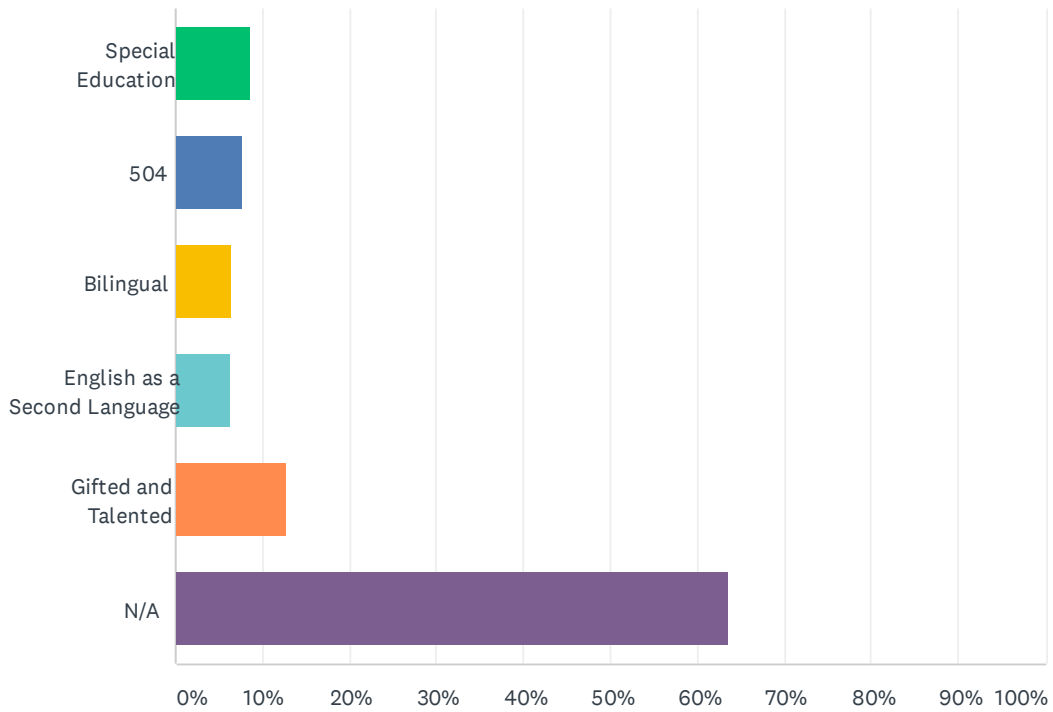
Answered: 3,591 Skipped: 8,709



ANSWER CHOICES	RESPONSES	
Virtual only	58.06%	2,085
Virtual plus	41.94%	1,506
TOTAL		3,591

Q8 Does your child receive any of the following services? Check all that apply.

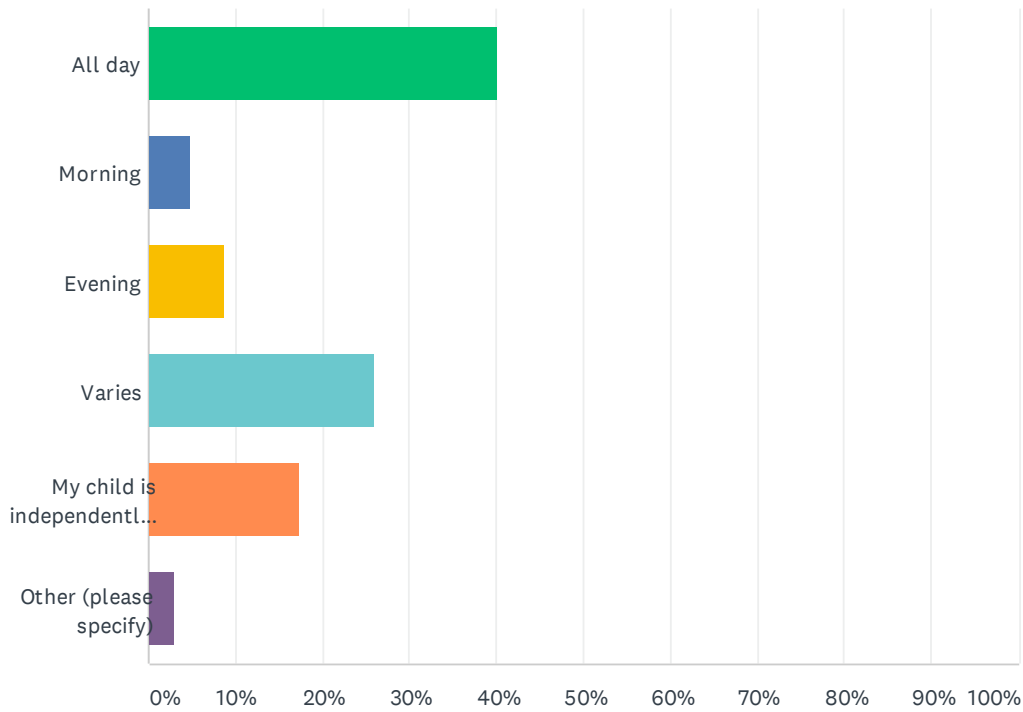
Answered: 10,684 Skipped: 1,616



ANSWER CHOICES	RESPONSES	
Special Education	8.62%	921
504	7.83%	837
Bilingual	6.42%	686
English as a Second Language	6.22%	665
Gifted and Talented	12.73%	1,360
N/A	63.64%	6,799
Total Respondents: 10,684		

Q9 What is the availability of you as the parent, and/or other learning coach/support person supporting your child for virtual learning?

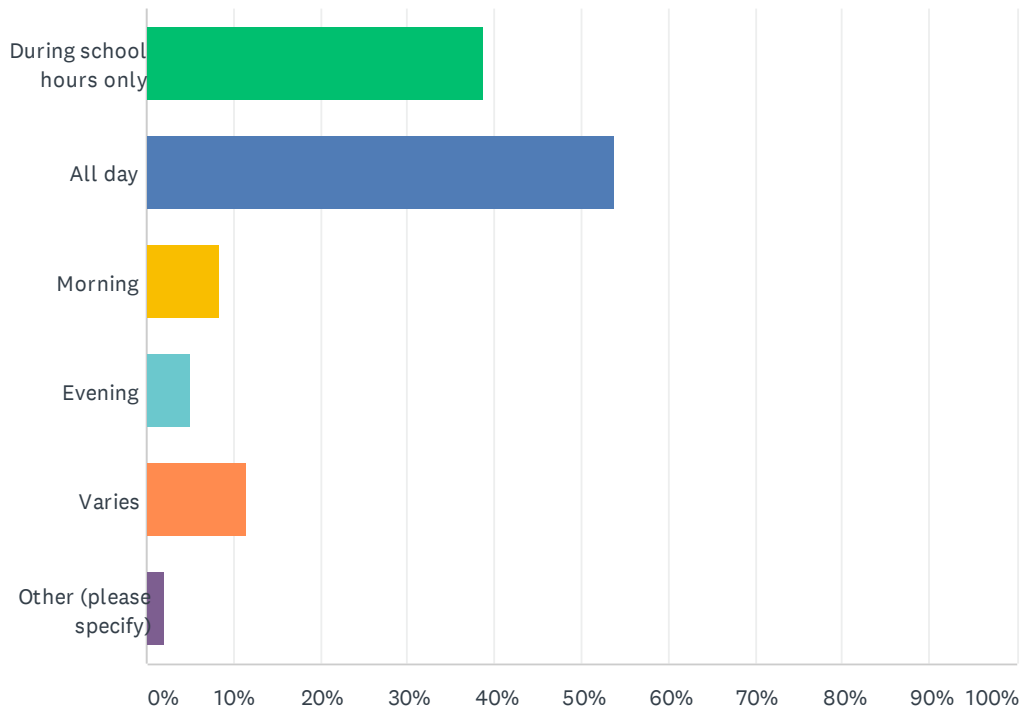
Answered: 10,684 Skipped: 1,616



ANSWER CHOICES	RESPONSES	
All day	40.14%	4,289
Morning	4.84%	517
Evening	8.83%	943
Varies	25.97%	2,775
My child is independently learning.	17.28%	1,846
Other (please specify)	2.94%	314
TOTAL		10,684

Q10 When is your student available each day to participate in virtual learning? Choose all that apply.

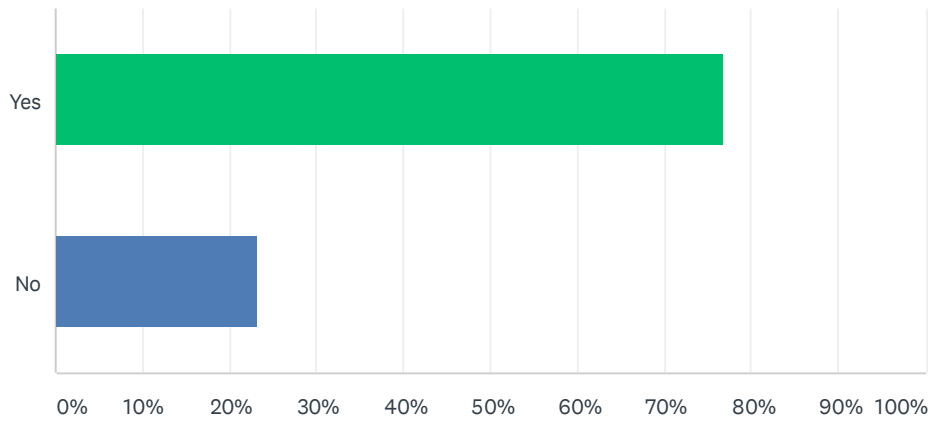
Answered: 10,684 Skipped: 1,616



ANSWER CHOICES	RESPONSES	
During school hours only	38.65%	4,129
All day	53.84%	5,752
Morning	8.28%	885
Evening	5.11%	546
Varies	11.42%	1,220
Other (please specify)	2.05%	219
Total Respondents: 10,684		

Q11 At this time, do you plan to continue virtual learning for the second nine weeks?

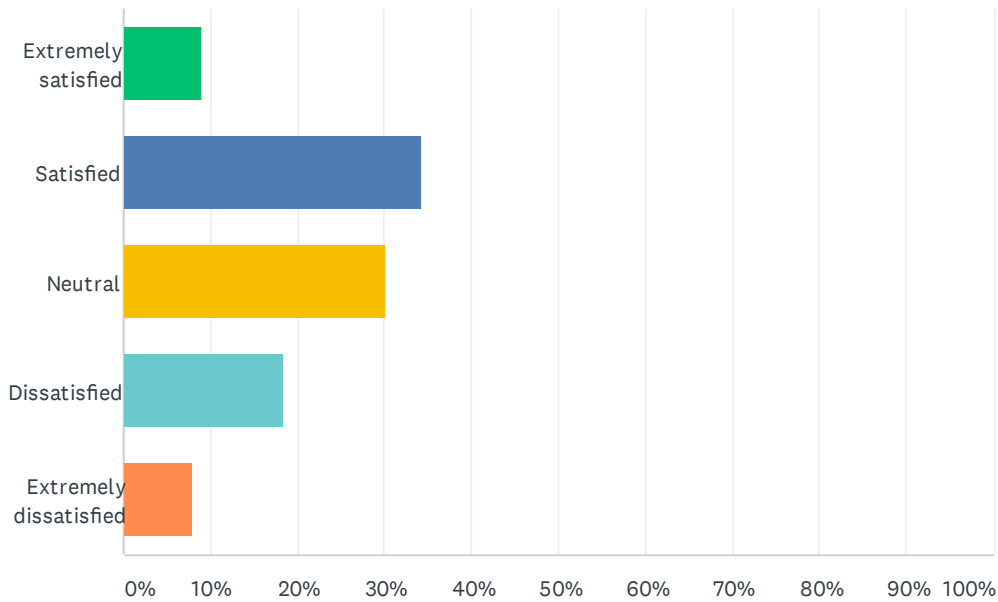
Answered: 10,684 Skipped: 1,616



ANSWER CHOICES	RESPONSES	
Yes	76.72%	8,197
No	23.28%	2,487
TOTAL		10,684

Q12 In reflecting about your child’s experience so far, how would you describe your overall satisfaction with the virtual learning pathway:

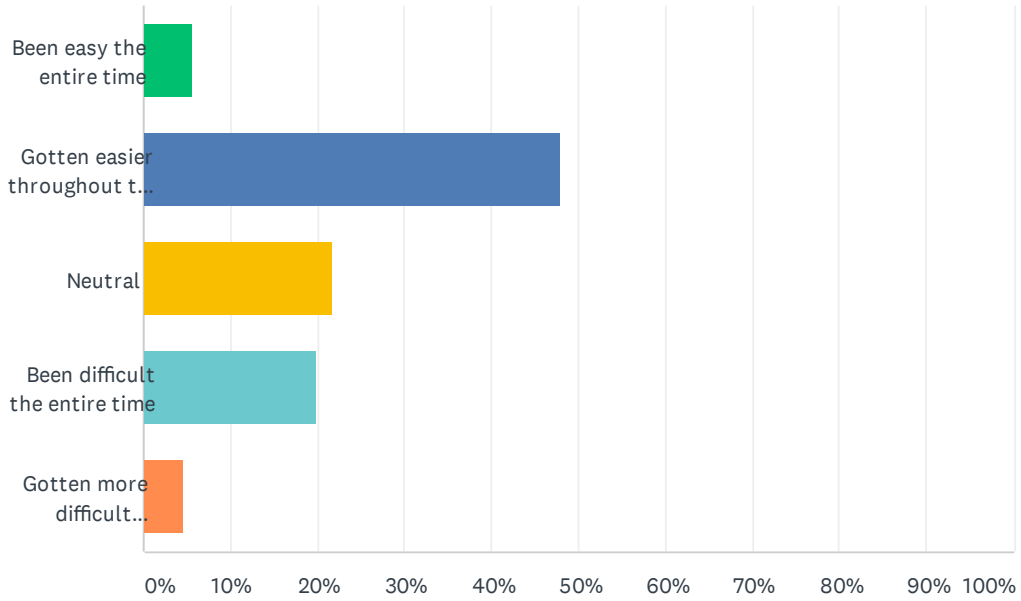
Answered: 10,262 Skipped: 2,038



ANSWER CHOICES	RESPONSES	
Extremely satisfied	9.07%	931
Satisfied	34.37%	3,527
Neutral	30.18%	3,097
Dissatisfied	18.47%	1,895
Extremely dissatisfied	7.91%	812
TOTAL		10,262

Q13 Has the experience with the virtual learning pathway:

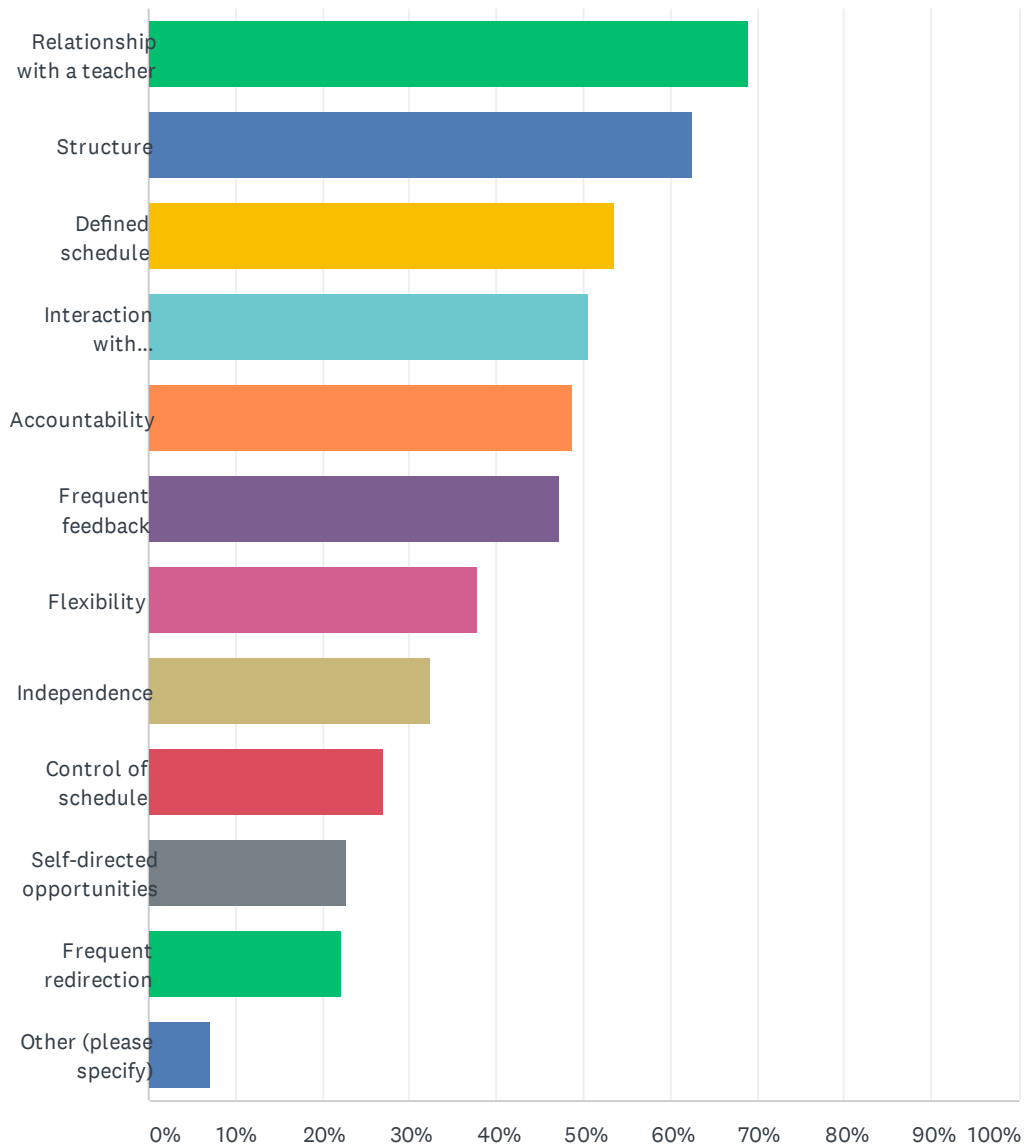
Answered: 10,262 Skipped: 2,038



ANSWER CHOICES	RESPONSES	
Been easy the entire time	5.66%	581
Gotten easier throughout the last few weeks	47.93%	4,919
Neutral	21.74%	2,231
Been difficult the entire time	19.98%	2,050
Gotten more difficult throughout the last few weeks	4.69%	481
TOTAL		10,262

Q14 In general, do you find that your child needs the following to be successful in any learning environment? Check all that apply.

Answered: 10,262 Skipped: 2,038

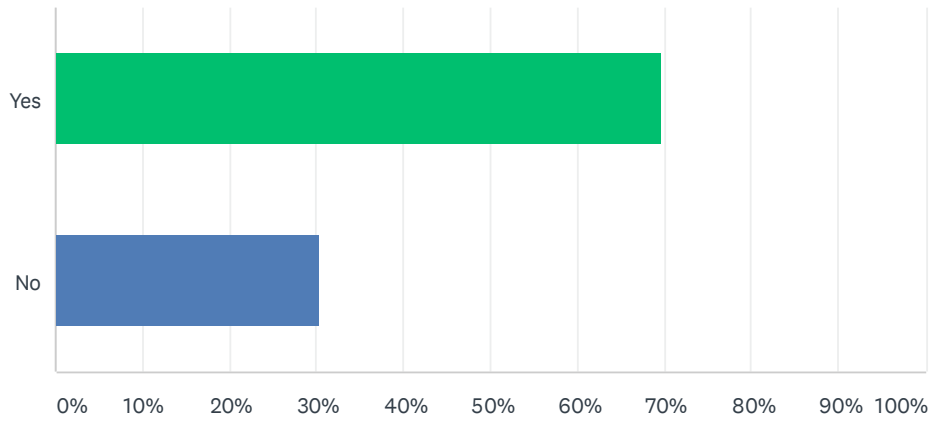


Virtual Learning Family Survey

ANSWER CHOICES	RESPONSES	
Relationship with a teacher	69.04%	7,085
Structure	62.58%	6,422
Defined schedule	53.61%	5,501
Interaction with peers/collaboration	50.57%	5,189
Accountability	48.66%	4,993
Frequent feedback	47.24%	4,848
Flexibility	37.90%	3,889
Independence	32.46%	3,331
Control of schedule	27.06%	2,777
Self-directed opportunities	22.89%	2,349
Frequent redirection	22.18%	2,276
Other (please specify)	7.08%	727
Total Respondents: 10,262		

Q15 Have you experienced any difficulties with virtual learning?

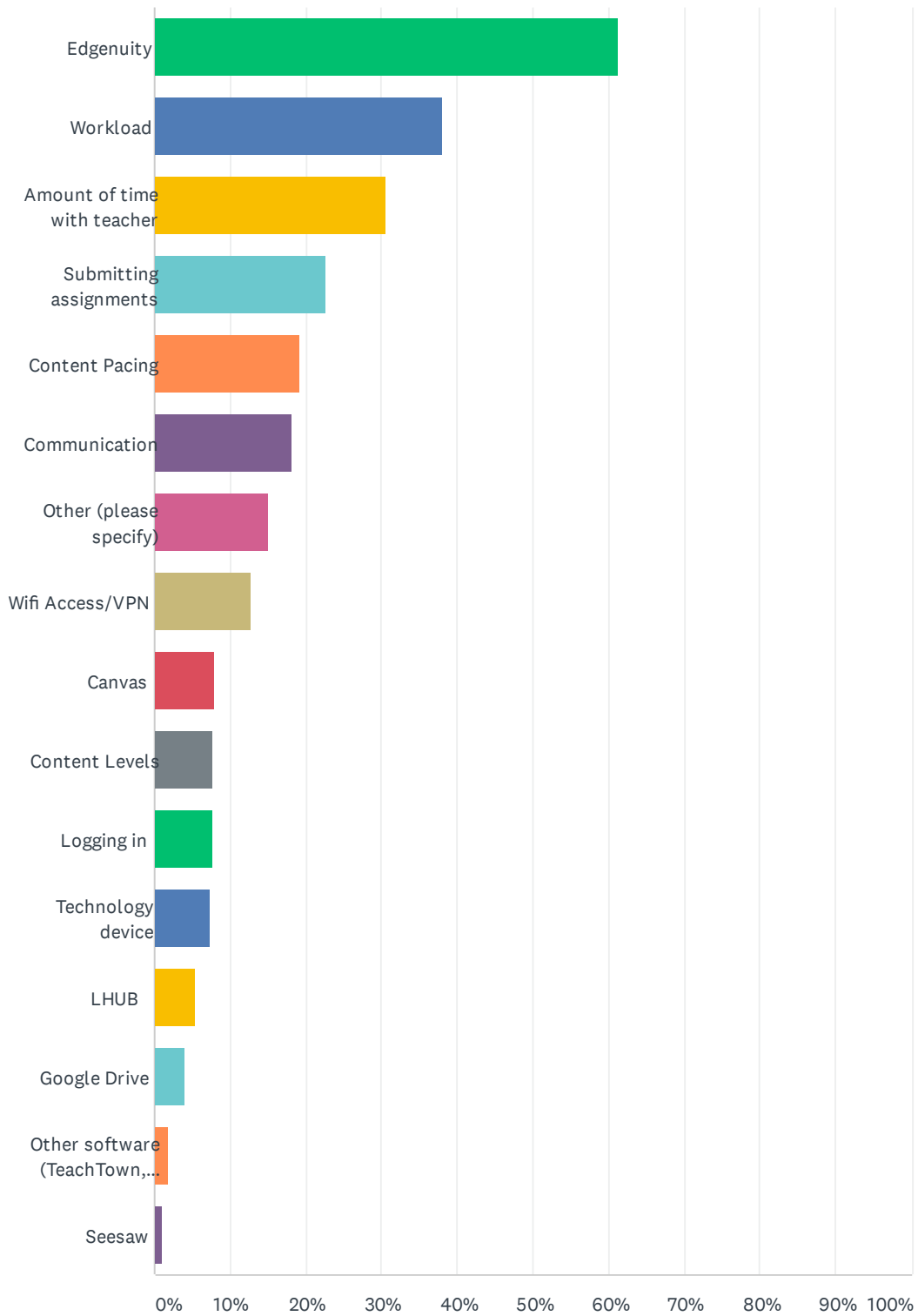
Answered: 10,262 Skipped: 2,038



ANSWER CHOICES	RESPONSES	
Yes	69.63%	7,145
No	30.37%	3,117
TOTAL		10,262

Q16 What are your top 3 areas of concern or difficulty for virtual learning? Choose up to 3.

Answered: 6,931 Skipped: 5,369

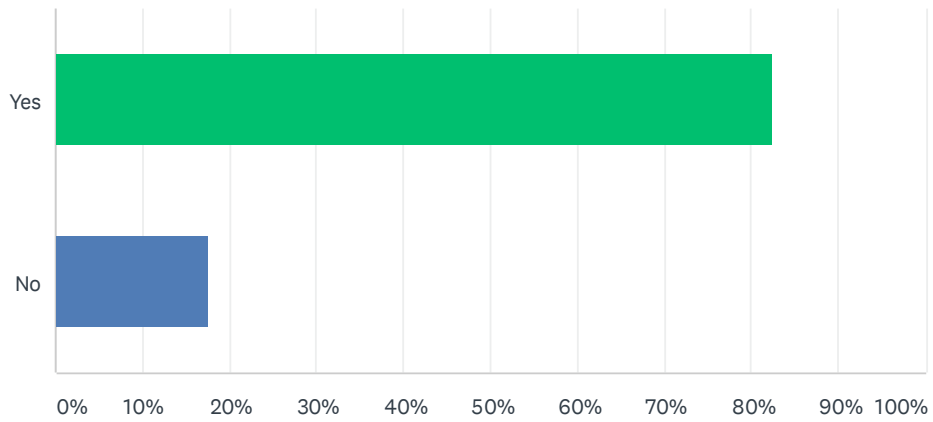


Virtual Learning Family Survey

ANSWER CHOICES	RESPONSES	
Edgenuity	61.30%	4,249
Workload	38.16%	2,645
Amount of time with teacher	30.47%	2,112
Submitting assignments	22.57%	1,564
Content Pacing	19.26%	1,335
Communication	18.29%	1,268
Other (please specify)	15.15%	1,050
Wifi Access/VPN	12.70%	880
Canvas	8.02%	556
Content Levels	7.76%	538
Logging in	7.75%	537
Technology device	7.27%	504
LHUB	5.40%	374
Google Drive	3.94%	273
Other software (TeachTown, Encore, Nearpod, Language! Live, Unique learning Systems, iXL)	1.86%	129
Seesaw	1.13%	78
Total Respondents: 6,931		

Q17 If you had concerns, difficulties or questions, did you reach out to someone?

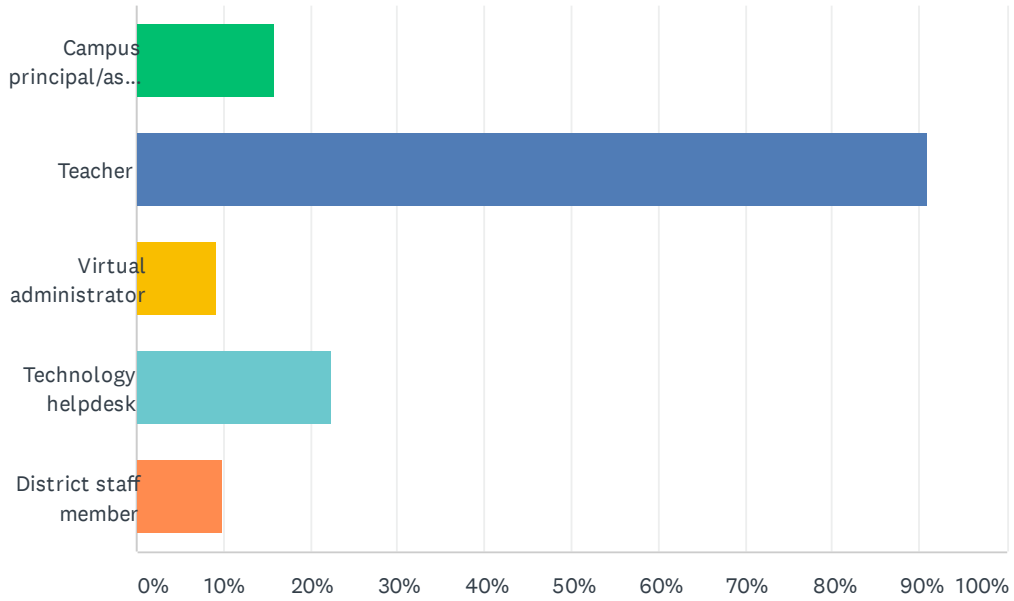
Answered: 6,931 Skipped: 5,369



ANSWER CHOICES	RESPONSES	
Yes	82.53%	5,720
No	17.47%	1,211
TOTAL		6,931

Q18 Who did you reach out to? (Check all that apply)

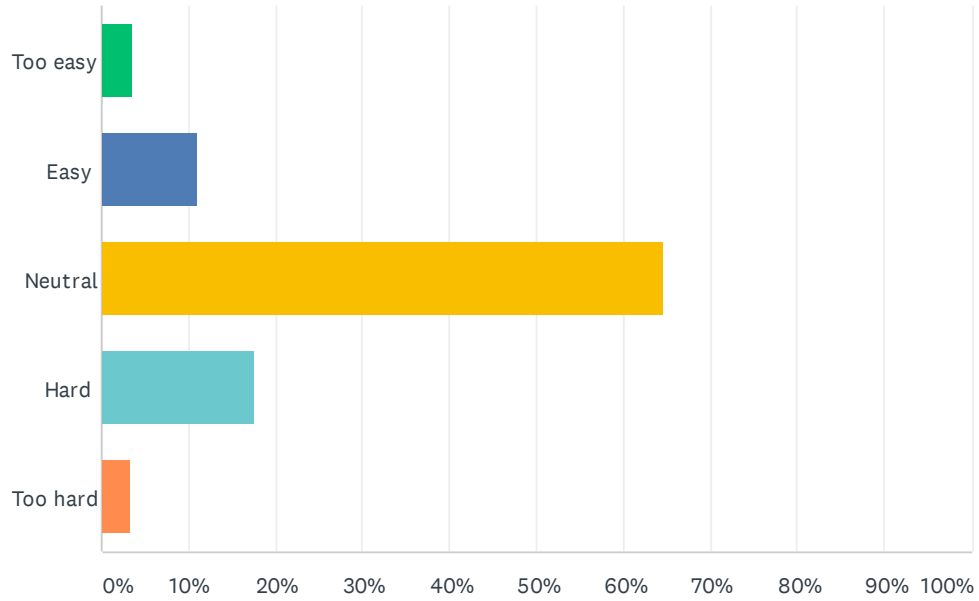
Answered: 5,686 Skipped: 6,614



ANSWER CHOICES	RESPONSES	
Campus principal/assistant principal	15.88%	903
Teacher	91.00%	5,174
Virtual administrator	9.30%	529
Technology helpdesk	22.46%	1,277
District staff member	9.76%	555
Total Respondents: 5,686		

Q19 Is the content provided for your student

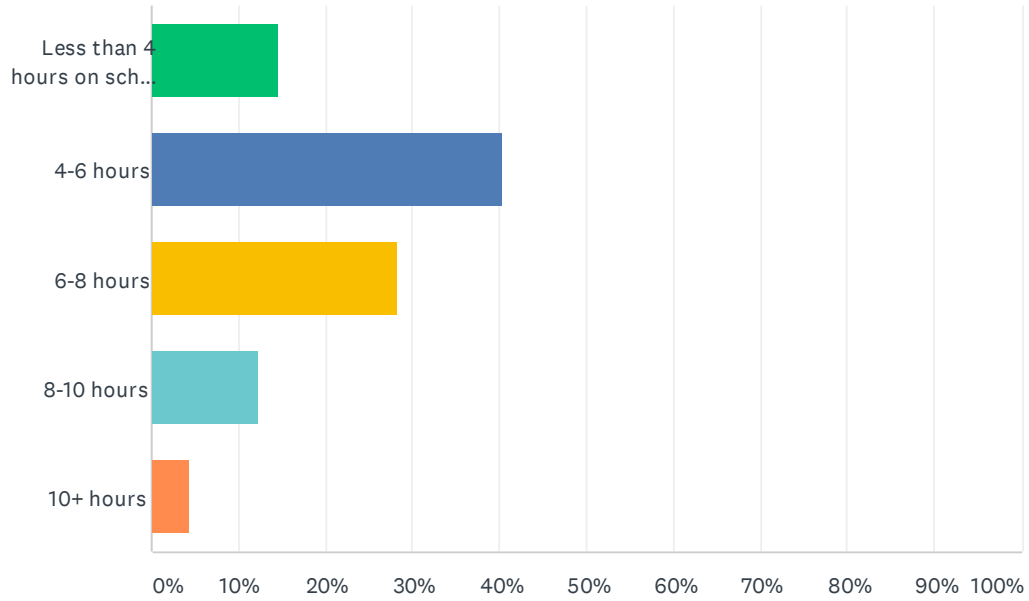
Answered: 9,801 Skipped: 2,499



ANSWER CHOICES	RESPONSES	
Too easy	3.59%	352
Easy	11.05%	1,083
Neutral	64.56%	6,328
Hard	17.48%	1,713
Too hard	3.32%	325
TOTAL		9,801

Q20 Each day, my child spends:

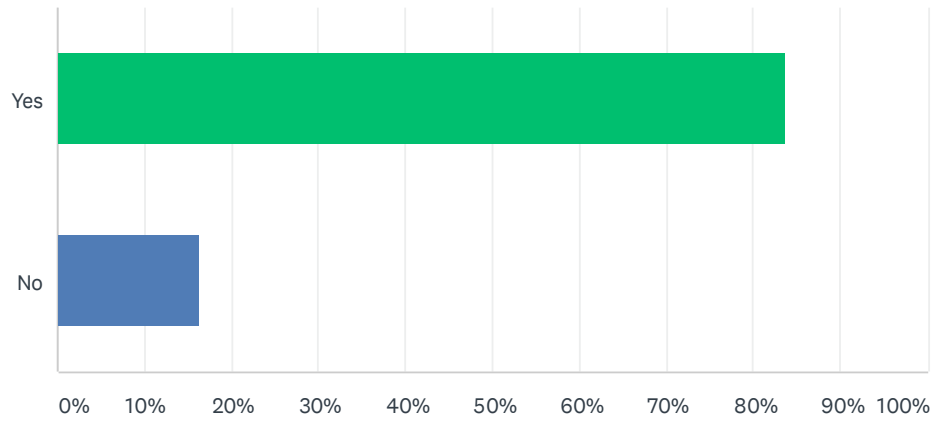
Answered: 9,801 Skipped: 2,499



ANSWER CHOICES	RESPONSES	
Less than 4 hours on school work	14.57%	1,428
4-6 hours	40.42%	3,962
6-8 hours	28.31%	2,775
8-10 hours	12.33%	1,208
10+ hours	4.37%	428
TOTAL		9,801

Q21 Is your child able to follow the general schedule for each day?

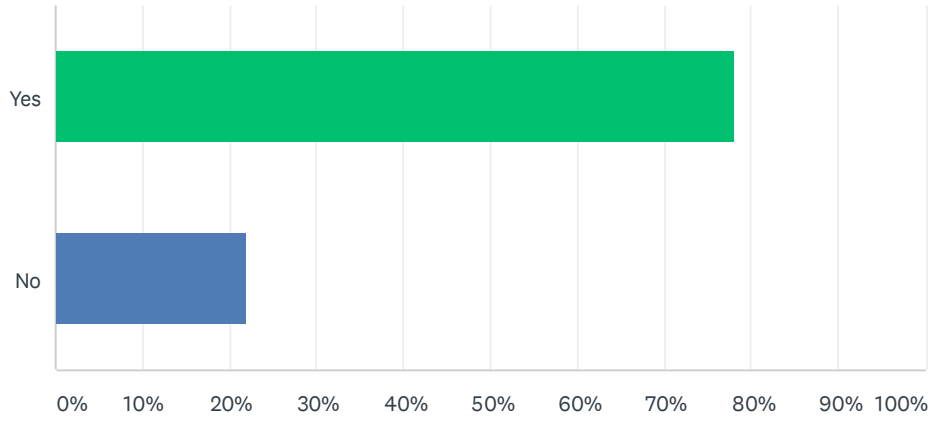
Answered: 9,801 Skipped: 2,499



ANSWER CHOICES	RESPONSES	
Yes	83.75%	8,208
No	16.25%	1,593
TOTAL		9,801

Q22 Is your child able to understand the work/assignments to complete for each day?

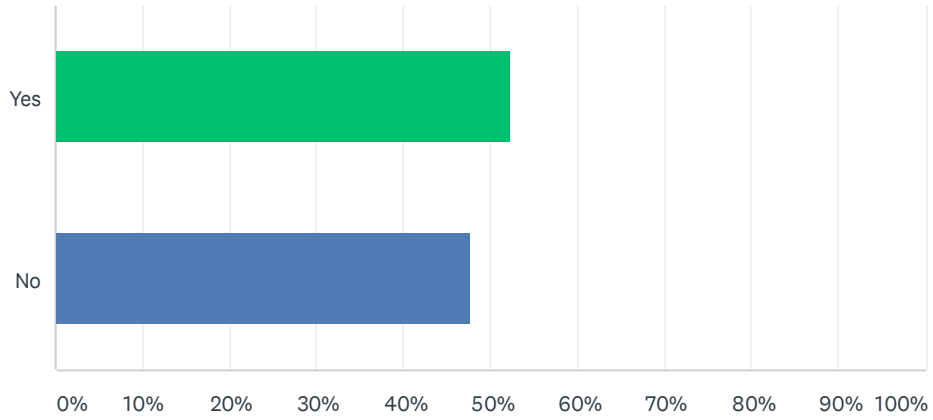
Answered: 9,801 Skipped: 2,499



ANSWER CHOICES	RESPONSES	
Yes	78.08%	7,653
No	21.92%	2,148
TOTAL		9,801

Q23 Do you print material for your child to work on?

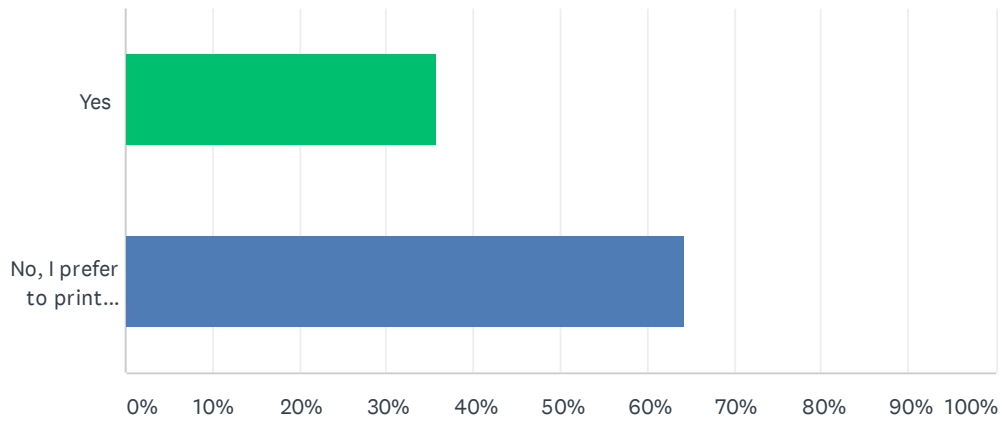
Answered: 9,801 Skipped: 2,499



ANSWER CHOICES	RESPONSES	
Yes	52.40%	5,136
No	47.60%	4,665
TOTAL		9,801

Q24 Printing materials is not required. Would you like to learn more about how to complete work without printing required?

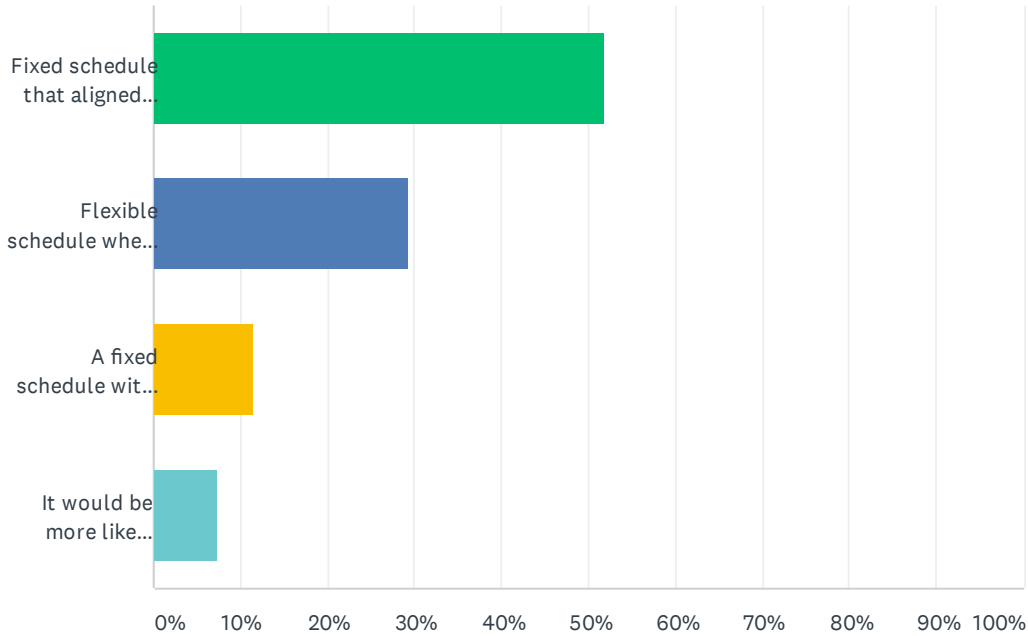
Answered: 5,113 Skipped: 7,187



ANSWER CHOICES	RESPONSES	
Yes	35.71%	1,826
No, I prefer to print material.	64.29%	3,287
TOTAL		5,113

Q25 When you enrolled your child for virtual learning, the expectation you had for learning is best described by which of the following:

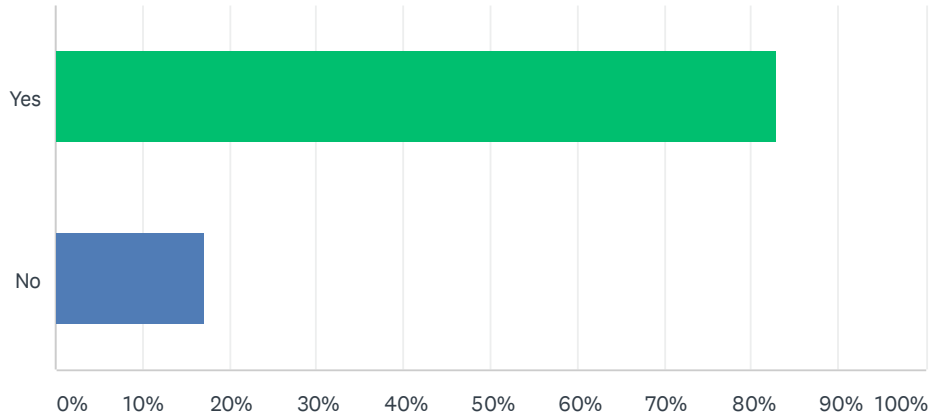
Answered: 9,602 Skipped: 2,698



ANSWER CHOICES	RESPONSES
Fixed schedule that aligned with school day hours with teachers leading LIVE lessons daily.	51.90% 4,983
Flexible schedule where students could work inside and/or outside of school hours and could complete lessons at their own pace with (minimal) teacher-led instruction happening throughout the week.	29.30% 2,813
A fixed schedule with flexibility in terms of how to access time with the teacher.	11.49% 1,103
It would be more like at-home learning from the spring semester.	7.32% 703
TOTAL	9,602

Q26 Does your child take a course and/or grade level where Edgenuity is the online learning platform? (i.e., some electives and AP courses do not utilize Edgenuity)

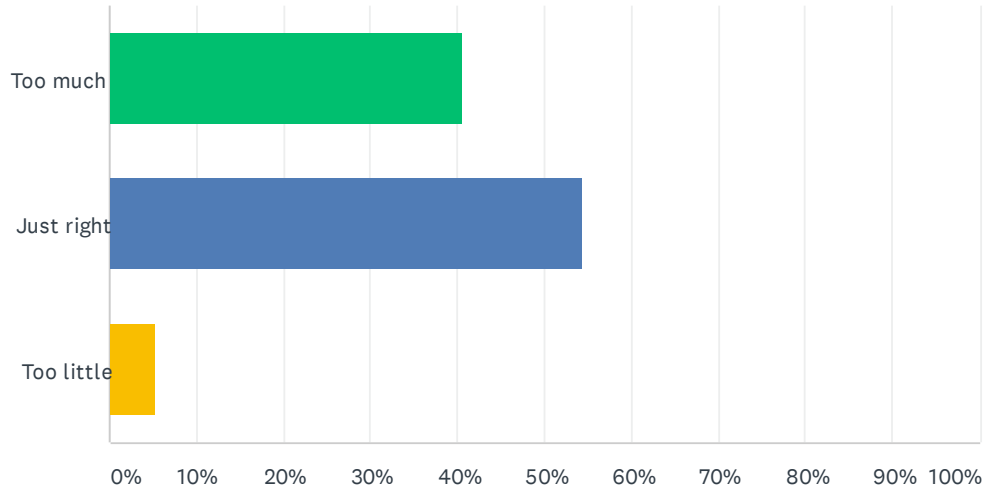
Answered: 9,602 Skipped: 2,698



ANSWER CHOICES	RESPONSES	
Yes	82.87%	7,957
No	17.13%	1,645
TOTAL		9,602

Q27 The amount of work for my student each day is:

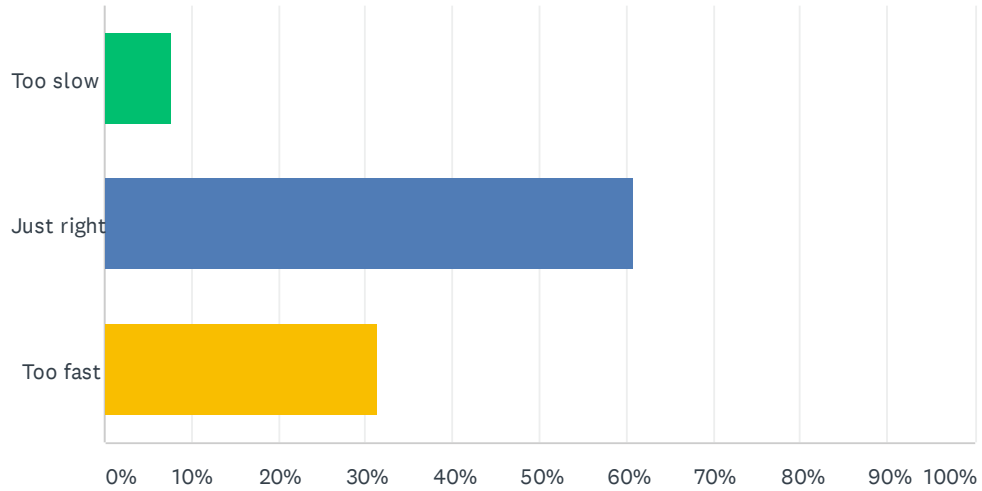
Answered: 7,859 Skipped: 4,441



ANSWER CHOICES	RESPONSES	
Too much	40.51%	3,184
Just right	54.33%	4,270
Too little	5.15%	405
TOTAL		7,859

Q28 The pacing of the assignments for my student is:

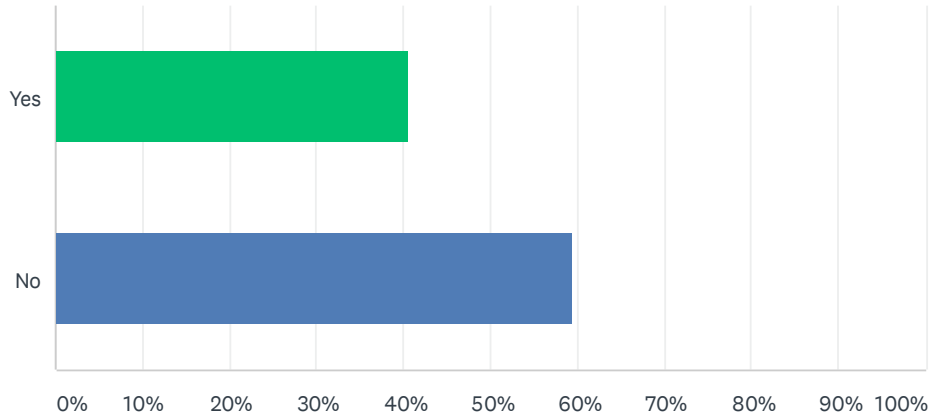
Answered: 7,859 Skipped: 4,441



ANSWER CHOICES	RESPONSES	
Too slow	7.72%	607
Just right	60.86%	4,783
Too fast	31.42%	2,469
TOTAL		7,859

Q29 Does your student struggle with submitting assignments?

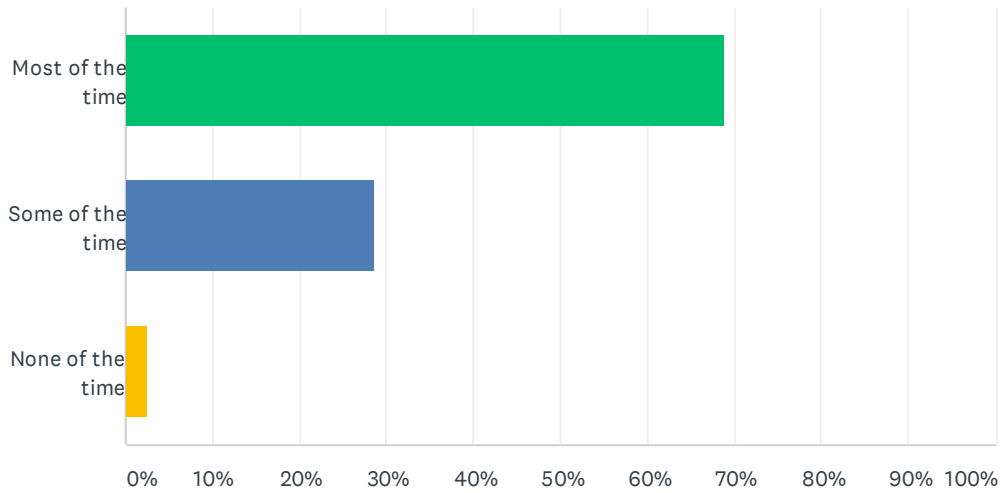
Answered: 7,859 Skipped: 4,441



ANSWER CHOICES	RESPONSES	
Yes	40.63%	3,193
No	59.37%	4,666
TOTAL		7,859

Q30 Is your student able to access lessons/assignments easily?

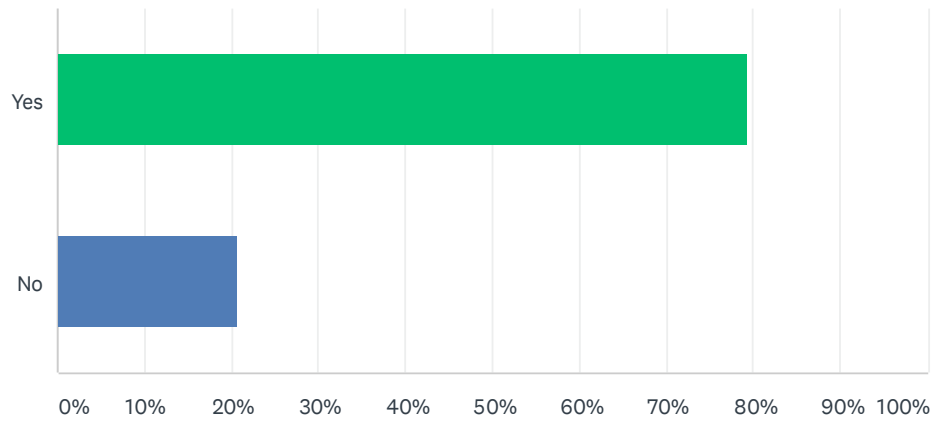
Answered: 7,859 Skipped: 4,441



ANSWER CHOICES	RESPONSES	
Most of the time	68.93%	5,417
Some of the time	28.59%	2,247
None of the time	2.48%	195
TOTAL		7,859

Q31 Does your child learn the content from the materials in each lesson, including videos and slides?

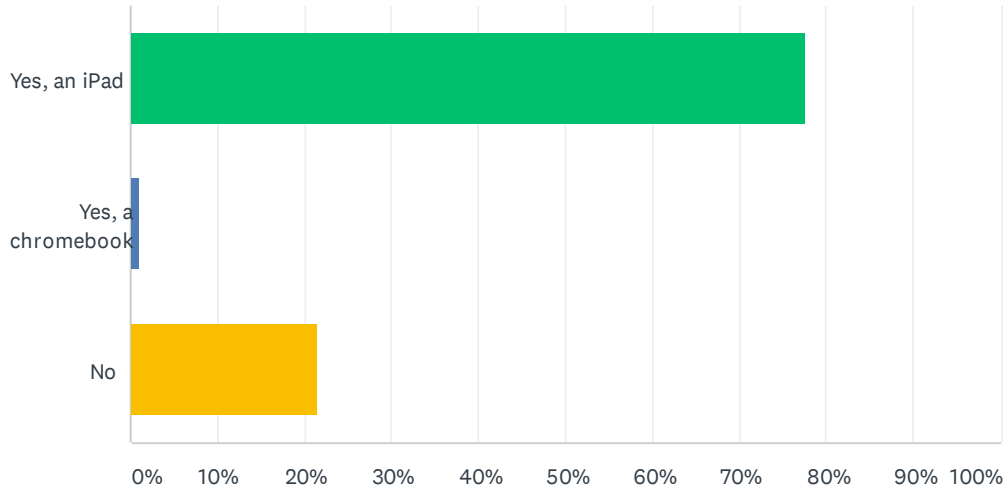
Answered: 7,859 Skipped: 4,441



ANSWER CHOICES	RESPONSES	
Yes	79.27%	6,230
No	20.73%	1,629
TOTAL		7,859

Q32 Is your student using a district issued device?

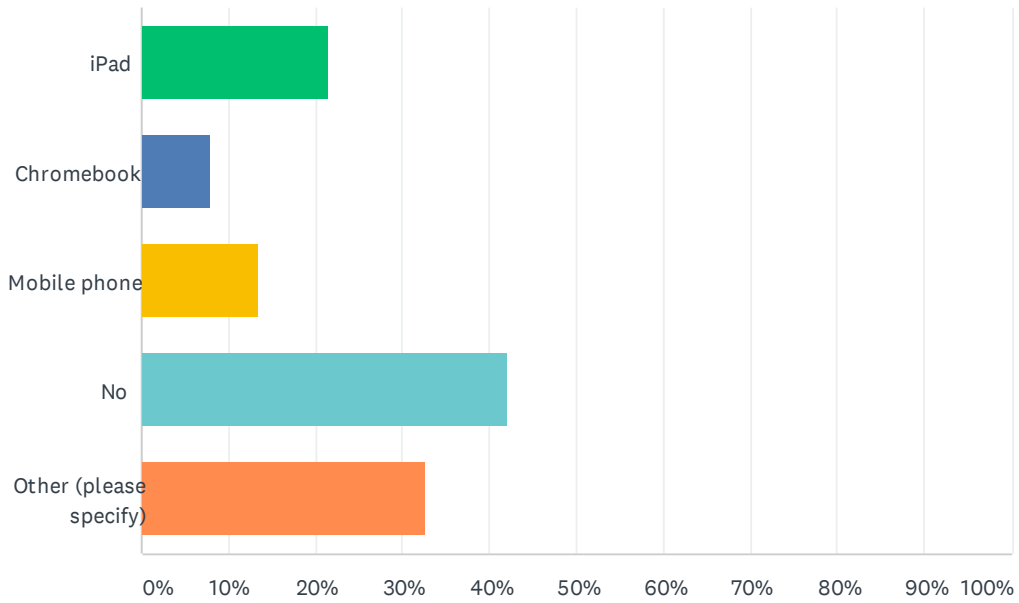
Answered: 9,468 Skipped: 2,832



ANSWER CHOICES	RESPONSES	
Yes, an iPad	77.51%	7,339
Yes, a chromebook	0.97%	92
No	21.51%	2,037
TOTAL		9,468

Q33 Is your student using their own device? Check all that apply.

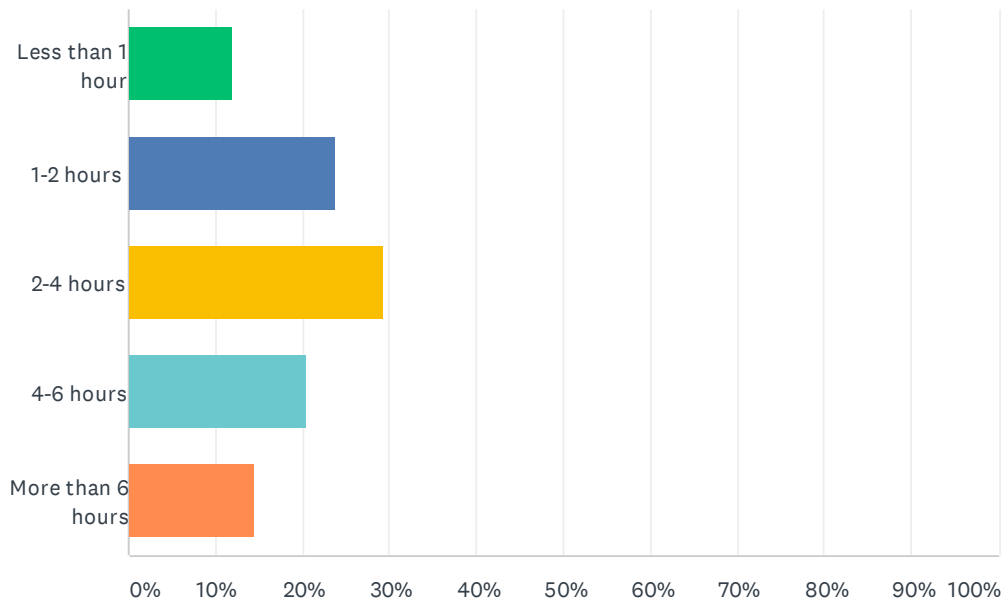
Answered: 9,468 Skipped: 2,832



ANSWER CHOICES	RESPONSES	
iPad	21.47%	2,033
Chromebook	7.95%	753
Mobile phone	13.47%	1,275
No	42.09%	3,985
Other (please specify)	32.63%	3,089
Total Respondents: 9,468		

Q34 Other districts combined class rosters to include both in-person and virtual students with teachers balancing instruction for both types of students simultaneously. LISD, on the other hand, dedicated specific teachers to the virtual program. On average, the amount of synchronous (LIVE teaching) time your child experiences per week is:

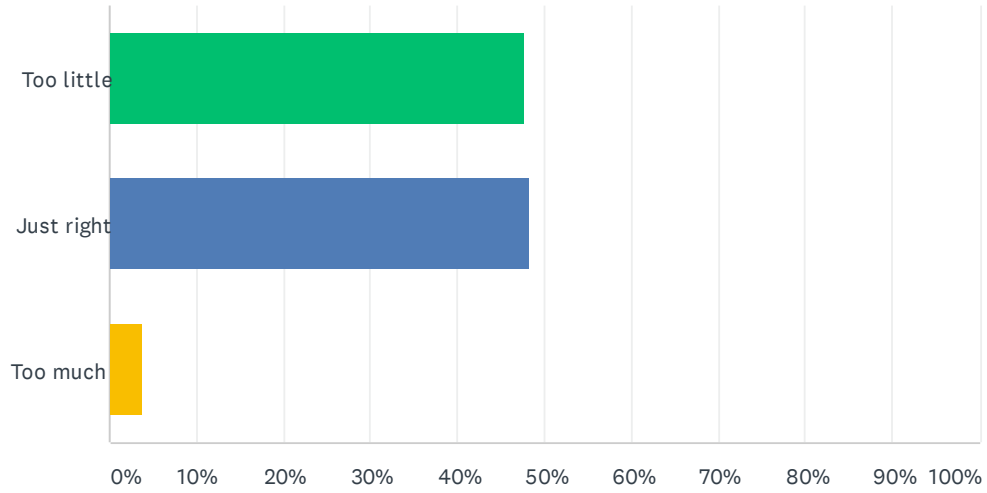
Answered: 9,294 Skipped: 3,006



ANSWER CHOICES	RESPONSES	
Less than 1 hour	11.89%	1,105
1-2 hours	23.84%	2,216
2-4 hours	29.34%	2,727
4-6 hours	20.49%	1,904
More than 6 hours	14.44%	1,342
TOTAL		9,294

Q35 In your opinion, is the amount of synchronous (LIVE teaching) time your child experiences:

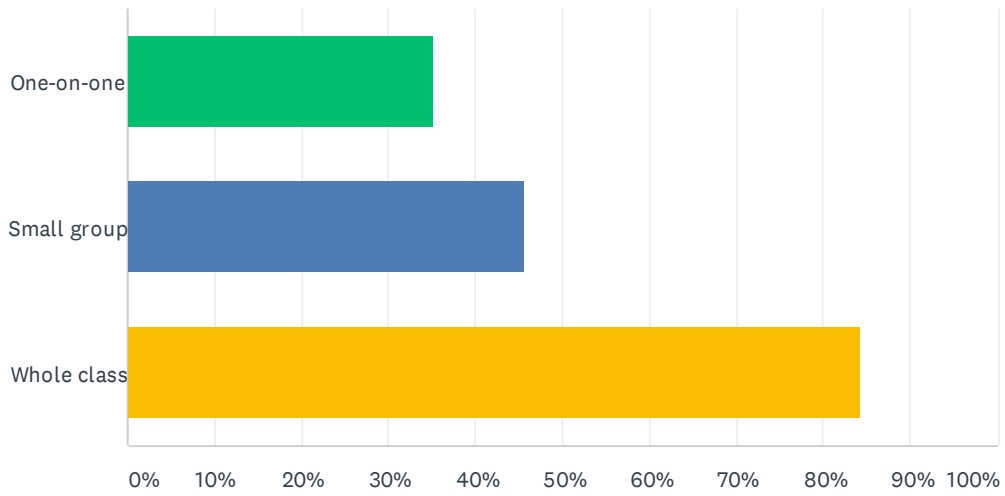
Answered: 9,294 Skipped: 3,006



ANSWER CHOICES		RESPONSES	
Too little		47.77%	4,440
Just right		48.40%	4,498
Too much		3.83%	356
TOTAL	TOTAL		9,294

Q36 How does your child interact with their teacher(s)? Check all that apply.

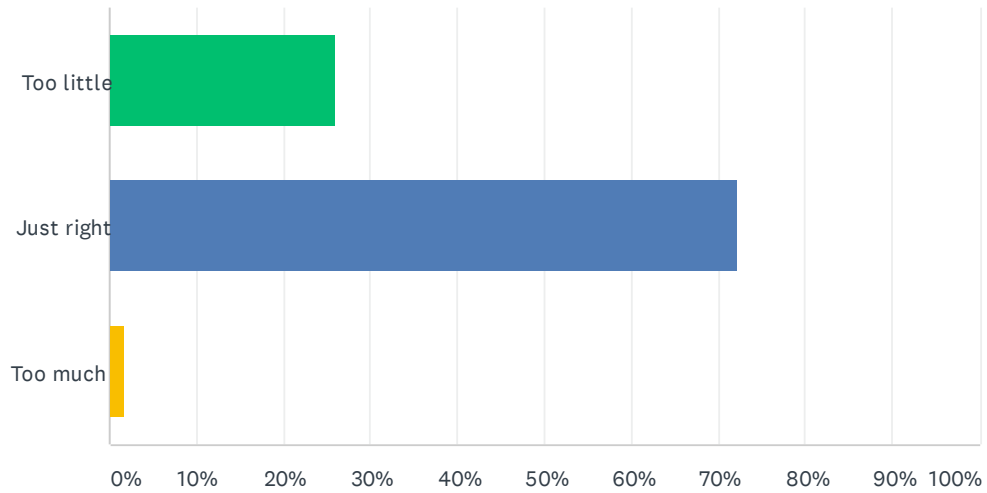
Answered: 9,294 Skipped: 3,006



ANSWER CHOICES	RESPONSES	
One-on-one	35.07%	3,259
Small group	45.52%	4,231
Whole class	84.38%	7,842
Total Respondents: 9,294		

Q37 Is the communication you receive from your child’s teacher:

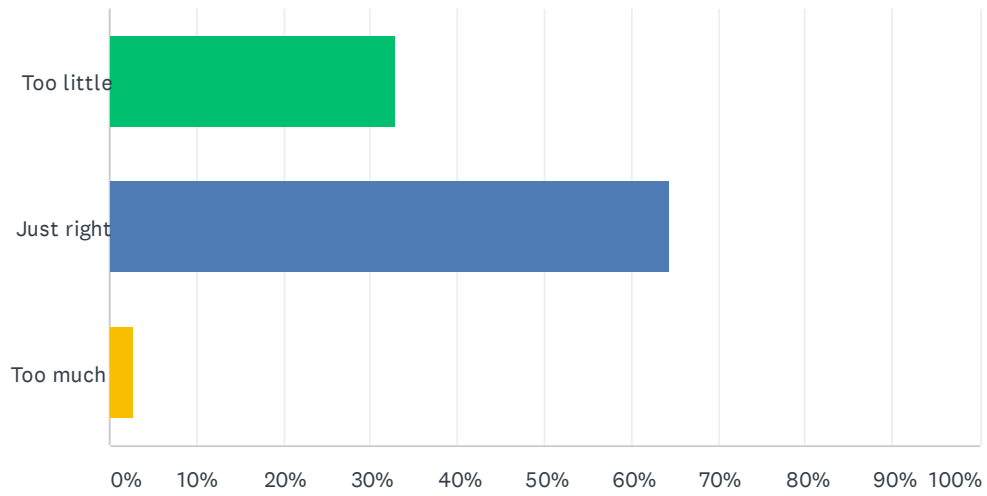
Answered: 9,294 Skipped: 3,006



ANSWER CHOICES	RESPONSES	
Too little	26.04%	2,420
Just right	72.27%	6,717
Too much	1.69%	157
TOTAL		9,294

Q38 Is the communication you receive from the virtual administrators or your child's campus administration:

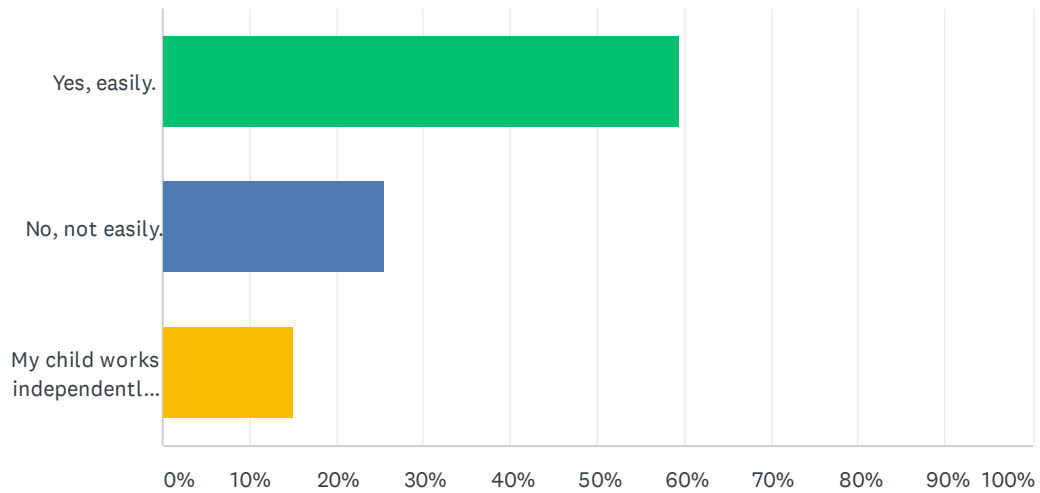
Answered: 9,294 Skipped: 3,006



ANSWER CHOICES		RESPONSES	
Too little		32.77%	3,046
Just right		64.41%	5,986
Too much		2.82%	262
TOTAL			9,294

Q39 Are you able to monitor the progress and work completion of your student?

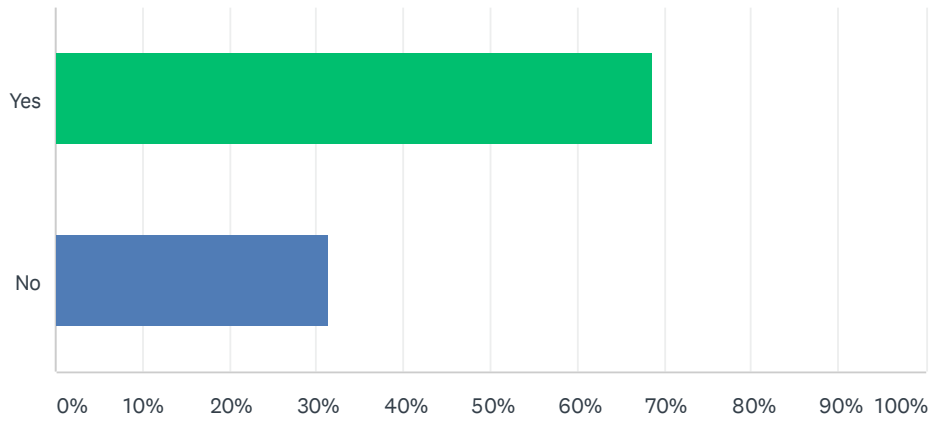
Answered: 9,217 Skipped: 3,083



ANSWER CHOICES	RESPONSES	
Yes, easily.	59.31%	5,467
No, not easily.	25.57%	2,357
My child works independently therefore I don't need to monitor their work.	15.11%	1,393
TOTAL		9,217

Q40 Did you attend the virtual parent orientation prior to school starting?

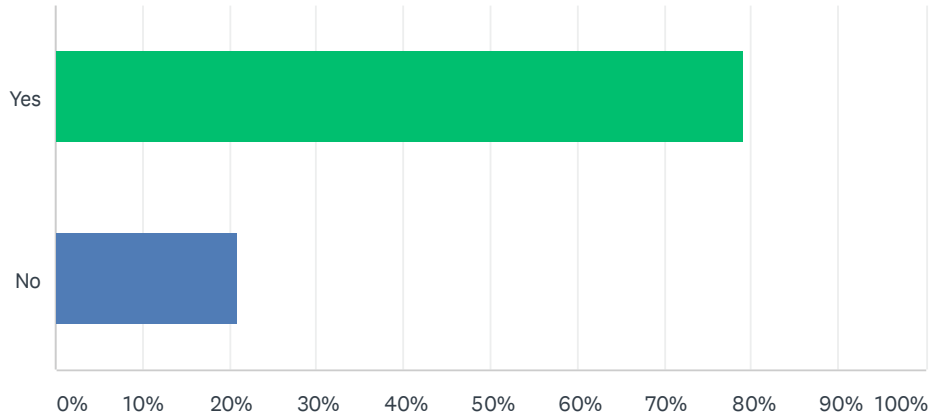
Answered: 9,217 Skipped: 3,083



ANSWER CHOICES	RESPONSES	
Yes	68.59%	6,322
No	31.41%	2,895
TOTAL		9,217

Q41 Are you aware of and/or have you accessed parent resources available on the LISD website?

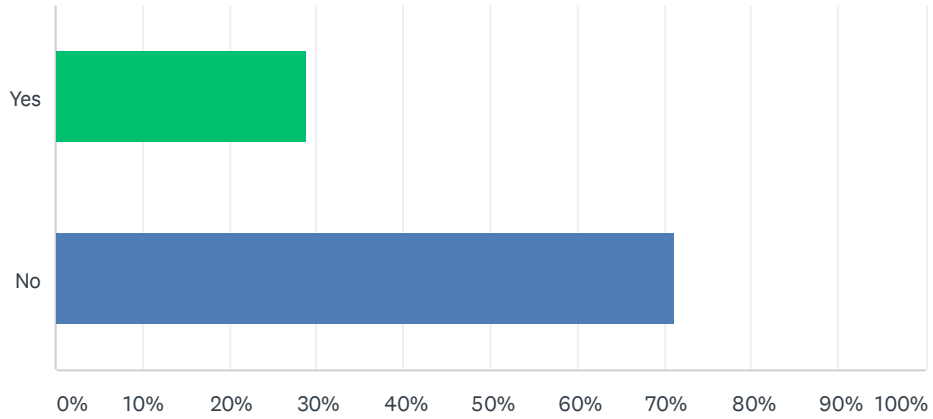
Answered: 9,217 Skipped: 3,083



ANSWER CHOICES	RESPONSES	
Yes	79.07%	7,288
No	20.93%	1,929
TOTAL		9,217

Q42 Would you be interested in attending training sessions in person to prepare for the 2nd nine weeks?

Answered: 9,217 Skipped: 3,083



ANSWER CHOICES	RESPONSES	
Yes	28.83%	2,657
No	71.17%	6,560
TOTAL		9,217

Q43 If you have any additional comments to share, please leave them here. Please limit your comments to just a few sentences.

Answered: 3,890 Skipped: 8,410